

Service Parts

Marine Generator Sets



Models:

40COZ/33CFOZ, 40EOZ/33EFOZ
50COZ/40CFOZ, 50EOZ/40EFOZ
65COZ/50CFOZ, 65EOZ/55EFOZ
80EOZ/70EFOZ, 99EOZ/80EFOZ
125EOZ/100EFOZ, 150EOZ/125EFOZ

KOHLER[®]
POWER SYSTEMS

9001
S **KOHLER**
POWER SYSTEMS
NATIONALLY REGISTERED

TP-5738 8/07f

Table of Contents

Introduction	3
Numbering System Significance	3
Illustrations	3
How to Find Part Numbers	3
Hardware References	3
Specification Number Index, 30–65 kW	4
Specification Number Index, 70–150 kW	8
Group 1: Crankshaft	12
Group 2: Camshaft	14
Group 3: Valve Train	15
Group 4: Front Plate	17
Group 5: Timing Gear Cover	18
Group 6: Rocker Arm Cover	21
Group 7: Piston and Connecting Rod	22
Group 8: Cylinder Block	23
Group 9: Short Block Assembly	27
Group 10: Oil Dipstick and Filter	28
Group 11: Oil Pan	30
Group 12: Engine Oil Pump	33
Group 13: Vent Tube	35
Group 14: Cylinder Head	36
Group 15: Exhaust Manifold	38
Group 16: Engine Cooling System	40
Group 17: Fuel Injection Nozzle	46
Group 18: Fuel Injection System	48
Group 19: Engine Air Intake	54
Group 20: Engine Balancer Shafts	60
Group 21: Turbocharger	62
Group 22: Water Pump	65
Group 23: Thermostat Housing	70
Group 24: Engine Oil Cooler	72
Group 25: Fuel Filter	76
Group 26: Fuel Transfer Pump	82
Group 27: Starting Motor	84
Group 28: Crankshaft Pulley and Fan Belt	85
Group 29: Flywheel and Housing	89
Group 30: Cylinder Head Gasket Set	91
Group 31: Engine Overhaul Gasket Set	92
Group 32: Auxiliary Drive Gears	93
Group 33: Seawater Pump	96
Group 34: Alternator Brackets	99
Group 35: Alternator	104
Group 101: Air Intake	108
Group 105: Engine	110
Group 107: Nameplate and Decals	116
Group 109: Skid and Plant Mounting	116
Group 201: Generator and Mounting	118
Group 301: Controller and Mounting	124
Group 701: Literature	136
Parts List: Accessories	137
Appendix A Abbreviations	167
Appendix B Common Hardware Application Guidelines	169
Appendix C General Torque Specifications	170
Appendix D Common Hardware Identification	171
Appendix E Common Hardware List	172
Index	175

Introduction

This manual lists service replacement parts for generator sets listed on the front cover of this manual.

Information in this publication represents data available at the time of print. Kohler Co. reserves the right to change this publication and the products represented without notice and without any obligation or liability whatsoever.

This manual includes the following main sections:

Table of Contents. Lists the sections of the manual.

Introduction (and other information sections). Contains introductory material about part numbers, illustrations, and hardware.

Specification Number Index. Lists the generator set specs and groups.

Group Parts Lists. List the part numbers of parts in the groups.

Kit Sections. List modules and accessories and their parts.

Appendices. Include Abbreviations, Common Hardware Application Guidelines, General Torque Specifications, Common Hardware Identification, and Common Hardware List.

Numbering System Significance

This manual uses the following numbering systems:

Specification Number. The product identification number located on the generator set nameplate. Spec numbers break down into groups.

Group Number. A unique number representing a parts group needed to assemble a generator set function. For example, Group 101 is the Air Intake group.

Variation or Module Number. A group might have several variations. Each variation performs the same function with different parts lists. For example, a 50 Hz generator alternator and a 60 Hz generator alternator both perform the same function, however, with different parts. Each difference requires a group variation or module number.

Part Number. The part number identifies an individual assembly, subassembly, component, or accessory kit.

Illustrations

Illustrations (or exploded-view drawings) best representing the widest range of variations accompany most groups in this manual. Illustrations do not depict all details and may not show all parts. Do not use illustrations for assembly or disassembly instructions.

How to Find Part Numbers

Use the following steps to locate a service replacement part.

1. Locate the generator set nameplate to **identify the generator set spec number**.
2. Locate a second generator set nameplate listing accessories to **identify installed modules**. On some models the accessory nameplate is mounted inside the generator junction box.
3. **Turn to the Specification Number Index**. The first column lists the generator set spec numbers. The headings identify the groups of parts that make up the generator set.
4. **Identify the group** most likely to include the service part number.
5. **Find the group variation number** at the intersection of the spec number row and the group column. Note the variation number.
6. **Page forward to locate the group** identified in step 4 or find the appropriate page in the Table of Contents.
7. **Find the part on the illustration** and note the item number of the part or **find the part description in the parts list**.
8. Select **the part number that corresponds to your group variation**. The first column lists the illustration item number. Find the variation identified in the Specification Number Index or the module number found on the generator set nameplate in the appropriate column on the right side of the parts list table. Find the quantity used at the intersection of the item number row and the variation column. A blank space at the intersection means the variation/module does not use that part number.

Hardware References

Many common hardware items do not appear in parts manuals or will appear as common hardware entries. A common hardware entry lists the size of the hardware. For example, an item that appears as "Hardware, 3/8-16" in the text means that the piece is 3/8-16 size. Obtain common hardware locally or, if contacting the factory, use the Common Hardware List in the appendix to identify the common hardware part number and specifications. See Common Hardware Application Guidelines in the appendix for mating hardware instructions.

Some hardware items require a specific size or some other characteristic. In that case, use the part number listed in the text.

When replacing hardware, do not substitute inferior grade hardware. Replacement hardware grade should be equal to or better than the grade of the manufacturer's original hardware. Use the Common Hardware List in the appendix to identify the common hardware hardness.

Specification Number Index, 30-65 kW

Group Title	<div style="display: flex; justify-content: space-around; text-align: center;"> <div style="writing-mode: vertical-rl; transform: rotate(180deg);">Crankshaft</div> <div style="writing-mode: vertical-rl; transform: rotate(180deg);">Camsshaft</div> <div style="writing-mode: vertical-rl; transform: rotate(180deg);">Valve Train</div> <div style="writing-mode: vertical-rl; transform: rotate(180deg);">Front Plate</div> <div style="writing-mode: vertical-rl; transform: rotate(180deg);">Timing Gear Cover</div> <div style="writing-mode: vertical-rl; transform: rotate(180deg);">Rocker Arm Cover</div> <div style="writing-mode: vertical-rl; transform: rotate(180deg);">Piston and Connecting Rod</div> <div style="writing-mode: vertical-rl; transform: rotate(180deg);">Cylinder Block</div> <div style="writing-mode: vertical-rl; transform: rotate(180deg);">Short Block Assembly</div> <div style="writing-mode: vertical-rl; transform: rotate(180deg);">Oil Dipstick and Filter</div> <div style="writing-mode: vertical-rl; transform: rotate(180deg);">Oil Pan</div> <div style="writing-mode: vertical-rl; transform: rotate(180deg);">Engine Oil Pump</div> <div style="writing-mode: vertical-rl; transform: rotate(180deg);">Vent Tube</div> </div>												
Group No.	1	2	3	4	5	6	7	8	9	10	11	12	13
Spec No.	Variation Number												
30CFOZ/35COZ													
PA-19701	2	1	2	1	1	1	2	2	2	2	1	2	1
PA-19703	2	1	2	1	1	1	2	2	2	2	1	2	1
PA-19705	2	1	2	1	1	1	2	2	2	2	1	2	1
PA-19707	2	1	2	1	1	1	2	2	2	2	1	2	1
PA-19721	2	1	2	1	1	1	2	2	2	2	1	2	1
PA-19722	2	1	2	1	1	1	2	2	2	2	1	2	1
PA-19723	2	1	2	1	1	1	2	2	2	2	1	2	1
PA-19724	2	1	2	1	1	1	2	2	2	2	1	2	1
40CFOZ/50COZ													
PA-19709	1	1	1	1	1	1	1	1	1	1	1	1	1
PA-19710	1	1	1	1	1	1	1	1	1	1	1	1	1
PA-19711	1	1	1	1	1	1	1	1	1	1	1	1	1
PA-19712	1	1	1	1	1	1	1	1	1	1	1	1	1
PA-19725	1	1	1	1	1	1	1	1	1	1	1	1	1
PA-19726	1	1	1	1	1	1	1	1	1	1	1	1	1
PA-19727	1	1	1	1	1	1	1	1	1	1	1	1	1
PA-19728	1	1	1	1	1	1	1	1	1	1	1	1	1
40EOZ/33EFOZ													
PA-19729	3	2	3	2	2	2	3	3	3	3	2	3	2
PA-19730	3	2	3	2	2	2	3	3	3	3	2	3	2
GM24463-GA1	3	2	3	2	2	2	3	3	3	3	2	3	2
GM24463-GA2	3	2	3	2	2	2	3	3	3	3	2	3	2
GM24463-GA15	3	2	3	2	2	2	3	3	3	3	2	3	2
GM24463-GA16	3	2	3	2	2	2	3	3	3	3	2	3	2
GM24463-GA17	3	2	3	2	2	2	3	3	3	3	2	3	2
GM24463-GA18	3	2	3	2	2	2	3	3	3	3	2	3	2
GM24463-GA31	3	2	3	2	2	2	3	3	3	3	2	3	2
GM24463-GA32	3	2	3	2	2	2	3	3	3	3	2	3	2
50CFOZ/65COZ													
PA-19713	1	1	1	1	1	1	1	1	1	1	1	1	1
PA-19714	1	1	1	1	1	1	1	1	1	1	1	1	1
PA-19715	1	1	1	1	1	1	1	1	1	1	1	1	1
PA-19716	1	1	1	1	1	1	1	1	1	1	1	1	1
PA-19717	1	1	1	1	1	1	1	1	1	1	1	1	1
PA-19718	1	1	1	1	1	1	1	1	1	1	1	1	1
PA-19719	1	1	1	1	1	1	1	1	1	1	1	1	1
PA-19720	1	1	1	1	1	1	1	1	1	1	1	1	1
50EOZ/40EFOZ													
PA-19731	3	2	3	2	2	2	4	3	4	3	3	4	2
PA-19732	3	2	3	2	2	2	4	3	4	3	3	4	2
GM24463-GA3	3	2	3	2	2	2	4	3	4	3	3	4	2
GM24463-GA4	3	2	3	2	2	2	4	3	4	3	3	4	2
GM24463-GA19	3	2	3	2	2	2	4	3	4	3	3	4	2
GM24463-GA20	3	2	3	2	2	2	4	3	4	3	3	4	2
65EOZ/55EFOZ													
PA-19733	3	2	3	2	2	2	4	3	4	3	3	4	2
PA-19734	3	2	3	2	2	2	4	3	4	3	3	4	2
GM24463-GA5	3	2	3	2	2	2	4	3	4	3	3	4	2
GM24463-GA6	3	2	3	2	2	2	4	3	4	3	3	4	2
GM24463-GA21	3	2	3	2	2	2	4	3	4	3	3	4	2
GM24463-GA22	3	2	3	2	2	2	4	3	4	3	3	4	2

Specification Number Index, 30-65 kW

Group Title	Cylinder Head	Exhaust Manifold	Engine Cooling System	Fuel Injection Nozzle	Fuel Injection System	Air Intake	Engine Balancer Shafts	Turbocharger	Water Pump	Thermostat Housing	Engine Oil Cooler	Fuel Filter	Fuel Transfer Pump
	14	15	16	17	18	19	20	21	22	23	24	25	26
Group No.	Variation Number												
Spec No.													
30CFOZ/35COZ													
PA-19701	1	2	1	2	3	2	1	-	2	1	2	1	1
PA-19703	1	2	1	2	3	2	1	-	2	1	2	1	1
PA-19705	1	3	2	2	3	2	1	-	2	1	2	1	1
PA-19707	1	3	2	2	3	2	1	-	2	1	2	1	1
PA-19721	1	2	1	2	4	2	1	-	2	1	2	1	1
PA-19722	1	2	1	2	4	2	1	-	2	1	2	1	1
PA-19723	1	3	2	2	4	2	1	-	2	1	2	1	1
PA-19724	1	3	2	2	4	2	1	-	2	1	2	1	1
40CFOZ/50COZ													
PA-19709	1	1	1	1	1	1	1	1	1	1	1	1	1
PA-19710	1	1	1	1	2	1	1	1	1	1	1	1	1
PA-19711	1	1	2	1	1	1	1	1	1	1	1	1	1
PA-19712	1	1	2	1	2	1	1	1	1	1	1	1	1
PA-19725	1	1	1	1	1	1	1	1	1	1	1	1	1
PA-19726	1	1	1	1	2	1	1	1	1	1	1	1	1
PA-19727	1	1	2	1	1	1	1	1	1	1	1	1	1
PA-19728	1	1	2	1	2	1	1	1	1	1	1	1	1
40EOZ/33EFOZ													
PA-19729	2	5	3	3	5	3	2	-	3	2	3	2	2
PA-19730	2	5	3	3	6	3	2	-	3	2	3	2	2
GM24463-GA1	2	5	3	3	5	3	2	-	3	2	3	2	2
GM24463-GA2	2	5	3	3	6	3	2	-	3	2	3	2	2
GM24463-GA15	2	5	3	3	5	3	2	-	3	2	3	2	2
GM24463-GA16	2	5	3	3	6	3	2	-	3	2	3	2	2
GM24463-GA17	2	5	3	3	5	3	2	-	3	2	3	2	2
GM24463-GA18	2	5	3	3	6	3	2	-	3	2	3	2	2
GM24463-GA31	2	5	3	3	5	3	2	-	3	2	3	2	2
GM24463-GA32	2	5	3	3	6	3	2	-	3	2	3	2	2
50CFOZ/65COZ													
PA-19713	1	1	2	1	1	1	1	1	1	1	1	1	1
PA-19714	1	1	2	1	2	1	1	1	1	1	1	1	1
PA-19715	1	1	2	1	1	1	1	1	1	1	1	1	1
PA-19716	1	1	2	1	2	1	1	1	1	1	1	1	1
PA-19717	1	1	2	1	1	1	1	1	1	1	1	1	1
PA-19718	1	1	2	1	2	1	1	1	1	1	1	1	1
PA-19719	1	1	2	1	1	1	1	1	1	1	1	1	1
PA-19720	1	1	2	1	2	1	1	1	1	1	1	1	1
50EOZ/40EFOZ													
PA-19731	2	-	3	4	7	-	2	2	3	2	4	2	2
PA-19732	2	-	3	4	8	-	2	2	3	2	4	2	2
GM24463-GA3	2	-	3	4	7	-	2	2	3	2	4	2	2
GM24463-GA4	2	-	3	4	8	-	2	2	3	2	4	2	2
GM24463-GA19	2	-	3	4	7	-	2	2	3	2	4	2	2
GM24463-GA20	2	-	3	4	8	-	2	2	3	2	4	2	2
65EOZ/55EFOZ													
PA-19733	2	-	3	4	7	-	2	2	3	2	4	2	2
PA-19734	2	-	3	4	8	-	2	2	3	2	4	2	2
GM24463-GA5	2	-	3	4	7	-	2	2	3	2	4	2	2
GM24463-GA6	2	-	3	4	8	-	2	2	3	2	4	2	2
GM24463-GA21	2	-	3	4	7	-	2	2	3	2	4	2	2
GM24463-GA22	2	-	3	4	8	-	2	2	3	2	4	2	2

Specification Number Index, 30-65 kW

Group Title		<i>Starting Motor, 12 Volt</i>	<i>Crankshaft Pulley</i>	<i>Flywheel and Housing</i>	<i>Cylinder Head Gasket Set</i>	<i>Engine Overhaul Gasket Set</i>	<i>Auxiliary Drive Gears</i>	<i>Sea Water Pump</i>	<i>Alternator Brackets</i>	<i>Alternator</i>
Group No.	27	28	29	30	31	32	33	34	35	
Spec No.	Variation Number									
30CFOZ/35COZ										
PA-19701	1	1	1	1	2	1	1	2	1	
PA-19703	1	1	1	1	2	1	1	2	1	
PA-19705	1	1	1	1	2	1	-	2	1	
PA-19707	1	1	1	1	2	1	-	2	1	
PA-19721	-	1	1	1	2	1	1	2	2	
PA-19722	-	1	1	1	2	1	1	2	2	
PA-19723	-	1	1	1	2	1	-	2	2	
PA-19724	-	1	1	1	2	1	-	2	2	
40CFOZ/50COZ										
PA-19709	1	1	1	1	1	1	1	1	1	
PA-19710	-	1	1	1	1	1	1	1	2	
PA-19711	1	1	1	1	1	1	-	1	1	
PA-19712	-	1	1	1	1	1	-	1	2	
PA-19725	1	1	1	1	1	1	1	1	1	
PA-19726	-	1	1	1	1	1	1	1	2	
PA-19727	1	1	1	1	1	1	-	1	1	
PA-19728	-	1	1	1	1	1	-	1	2	
40EOZ/33EFOZ										
PA-19729	2	2	2	2	3	2	2	3	3	
PA-19730	3	2	2	2	3	2	2	3	4	
GM24463-GA1	2	2	2	2	3	2	2	3	3	
GM24463-GA2	3	2	2	2	3	2	2	3	4	
GM24463-GA15	2	2	2	2	3	2	2	3	3	
GM24463-GA16	3	2	2	2	3	2	2	3	4	
GM24463-GA17	2	2	2	2	3	2	2	3	3	
GM24463-GA18	3	2	2	2	3	2	2	3	4	
GM24463-GA31	2	2	2	2	3	2	2	3	3	
GM24463-GA32	3	2	2	2	3	2	2	3	4	
50CFOZ/65COZ										
PA-19713	1	1	1	1	1	1	1	1	1	
PA-19714	-	1	1	1	1	1	1	1	2	
PA-19715	1	1	1	1	1	1	-	1	1	
PA-19716	-	1	1	1	1	1	-	1	2	
PA-19717	1	1	1	1	1	1	1	1	1	
PA-19718	-	1	1	1	1	1	1	1	2	
PA-19719	1	1	1	1	1	1	-	1	1	
PA-19720	-	1	1	1	1	1	-	1	2	
50EOZ/40EFOZ										
PA-19731	2	2	2	2	4	2	2	3	3	
PA-19732	3	2	2	2	4	2	2	3	4	
GM24463-GA3	2	2	2	2	4	2	2	3	3	
GM24463-GA4	3	2	2	2	4	2	2	3	4	
GM24463-GA19	2	2	2	2	4	2	2	3	3	
GM24463-GA20	3	2	2	2	4	2	2	3	4	
65EOZ/55EFOZ										
PA-19733	2	2	2	2	4	2	2	3	3	
PA-19734	3	2	2	2	4	2	2	3	4	
GM24463-GA5	2	2	2	2	4	2	2	3	3	
GM24463-GA6	3	2	2	2	4	2	2	3	4	
GM24463-GA21	2	2	2	2	4	2	2	3	3	
GM24463-GA22	3	2	2	2	4	2	2	3	4	

Specification Number Index, 30-65 kW

Group Title	<i>Air Intake</i>	<i>Engine</i>	<i>Nameplates and Decals</i>	<i>Skid and Plant Mounting</i>	<i>Generator and Mounting</i>	<i>Controller and Mounting</i>	<i>Literature</i>
Group No.	101	105	107	109	201	301	701
Spec No.	Variation Number						

30CFOZ/35COZ							
PA-19701	11	36	41	17	66	47	17
PA-19703	11	36	41	*	66	*	17
PA-19705	11	37	41	17	66	47	17
PA-19707	11	37	41	*	66	*	17
PA-19721	11	40	41	17	66	57	17
PA-19722	11	40	41	*	66	*	17
PA-19723	11	41	41	17	66	57	17
PA-19724	11	41	41	*	66	*	17
40CFOZ/50COZ							
PA-19709	12	38	42	18	68	47	17
PA-19710	12	42	42	18	68	58	17
PA-19711	12	39	42	18	68	47	17
PA-19712	12	43	42	18	68	58	17
PA-19725	12	38	42	*	68	*	17
PA-19726	12	42	42	*	68	*	17
PA-19727	12	39	42	*	68	*	17
PA-19728	12	43	42	*	68	*	17
40EOZ/33EFOZ							
PA-19729	35	117	63	54	155	*	111
PA-19730	35	118	63	54	155	*	111
GM24463-GA1	35	117	63	54	GR1	*	111
GM24463-GA2	35	118	63	54	GR2	*	111
GM24463-GA15	35	117	63	54	GR15	*	106
GM24463-GA16	35	118	63	54	GR16	*	106
GM24463-GA17	35	117	63	54	GR17	*	106
GM24463-GA18	35	118	63	54	GR18	*	106
GM24463-GA31	35	117	63	54	GR31	*	106
GM24463-GA32	35	118	63	54	GR32	*	106
50CFOZ/65COZ							
PA-19713	12	38	42	19	69	47	17
PA-19714	12	42	42	19	69	58	17
PA-19715	12	39	42	19	69	47	17
PA-19716	12	43	42	19	69	58	17
PA-19717	12	38	42	*	69	*	17
PA-19718	12	42	42	*	69	*	17
PA-19719	12	39	42	*	69	*	17
PA-19720	12	43	42	*	69	*	17
50EOZ/40EFOZ							
PA-19731	36	119	63	55	156	*	112
PA-19732	36	120	63	55	156	*	112
GM24463-GA3	36	119	63	55	GR3	*	107
GM24463-GA4	36	120	63	55	GR4	*	107
GM24463-GA19	36	119	63	55	GR19	*	107
GM24463-GA20	36	120	63	55	GR20	*	107
65EOZ/55EFOZ							
PA-19733	36	119	64	56	157	*	113
PA-19734	36	120	64	56	157	*	113
GM24463-GA5	36	119	64	56	GR5	*	108
GM24463-GA6	36	120	64	56	GR6	*	108
GM24463-GA21	36	119	64	56	GR21	*	108
GM24463-GA22	36	120	64	56	GR22	*	108

* Configured group. Refer to the generator set nameplate for the module number. Turn to the respective group on the following pages for parts breakdowns.

Specification Number Index, 70-150 kW

Group Title		<i>Crankshaft</i>	<i>Camshaft</i>	<i>Valve Train</i>	<i>Front Plate</i>	<i>Timing Gear Cover</i>	<i>Rocker Arm Cover</i>	<i>Piston and Connecting Rod</i>	<i>Cylinder Block</i>	<i>Short Block Assembly</i>	<i>Oil Dipstick and Filter</i>	<i>Oil Pan</i>	<i>Engine Oil Pump</i>	<i>Vent Tube</i>
Group No.	1	2	3	4	5	6	7	8	9	10	11	12	13	
Spec No.	Variation Number													

80EOZ/70EFOZ													
PA-19735	4	3	4	3	3	3	5	4	5	4	4	5	3
PA-19736	4	3	4	3	3	3	5	4	5	4	4	5	3
GM24463-GA7	4	3	4	3	3	3	5	4	5	4	4	5	3
GM24463-GA8	4	3	4	3	3	3	5	4	5	4	4	5	3
GM24463-GA23	4	3	4	3	3	3	5	4	5	4	4	5	3
GM24463-GA24	4	3	4	3	3	3	5	4	5	4	4	5	3
99EOZ/80EFOZ													
PA-19737	4	3	4	3	3	3	5	4	5	4	4	5	3
PA-19738	4	3	4	3	3	3	5	4	5	4	4	5	3
GM24463-GA9	4	3	4	3	3	3	5	4	5	4	4	5	3
GM24463-GA10	4	3	4	3	3	3	5	4	5	4	4	5	3
GM24463-GA25	4	3	4	3	3	3	5	4	5	4	4	5	3
GM24463-GA26	4	3	4	3	3	3	5	4	5	4	4	5	3
125EOZ/100EFOZ													
PA-19739	5	4	5	-	4	4	6	5	6	5	5	6	4
PA-19740	5	4	5	-	4	4	6	5	6	5	5	6	4
GM24463-GA11	5	4	5	-	4	4	6	5	6	5	5	6	4
GM24463-GA12	5	4	5	-	4	4	6	5	6	5	5	6	4
GM24463-GA27	5	4	5	-	4	4	6	5	6	5	5	6	4
GM24463-GA28	5	4	5	-	4	4	6	5	6	5	5	6	4
150EOZ/125EFOZ													
PA-19741	5	4	5	-	4	4	6	5	6	5	5	6	4
PA-19742	5	4	5	-	4	4	6	5	6	5	5	6	4
GM24463-GA13	5	4	5	-	4	4	6	5	6	5	5	6	4
GM24463-GA14	5	4	5	-	4	4	6	5	6	5	5	6	4
GM24463-GA29	5	4	5	-	4	4	6	5	6	5	5	6	4
GM24463-GA30	5	4	5	-	4	4	6	5	6	5	5	6	4

Specification Number Index, 70-150 kW

Group Title	<i>Cylinder Head</i>	<i>Exhaust Manifold</i>	<i>Engine Cooling System</i>	<i>Fuel Injection Nozzle</i>	<i>Fuel Injection System</i>	<i>Air Intake</i>	<i>Engine Balancer Shafts</i>	<i>Turbocharger</i>	<i>Water Pump</i>	<i>Thermostat Housing</i>	<i>Engine Oil Cooler</i>	<i>Fuel Filter</i>	<i>Fuel Transfer Pump</i>
Group No.	14	15	16	17	18	19	20	21	22	23	24	25	26
Spec No.	Variation Number												

80EOZ/70EFOZ													
PA-19735	3	-	4	5	9	4	-	3	4	3	5	3	3
PA-19736	3	-	4	6	10	4	-	3	4	3	5	3	3
GM24463-GA7	3	-	4	5	9	4	-	3	4	3	5	3	3
GM24463-GA8	3	-	4	6	10	4	-	3	4	3	5	3	3
GM24463-GA23	3	-	4	5	9	4	-	3	4	3	5	3	3
GM24463-GA24	3	-	4	6	10	4	-	3	4	3	5	3	3
99EOZ/80EFOZ													
PA-19737	3	-	4	5	9	4	-	3	4	3	5	3	3
PA-19738	3	-	4	6	10	4	-	3	4	3	5	3	3
GM24463-GA9	3	-	4	5	9	4	-	3	4	3	5	3	3
GM24463-GA10	3	-	4	6	10	4	-	3	4	3	5	3	3
GM24463-GA25	3	-	4	5	9	4	-	3	4	3	5	3	3
GM24463-GA26	3	-	4	6	10	4	-	3	4	3	5	3	3
125EOZ/100EFOZ													
PA-19739	4	4	5	7	11	5	-	4	5	4	6	4	4
PA-19740	4	4	5	7	12	5	-	4	5	4	6	4	4
GM24463-GA11	4	4	5	7	11	5	-	4	5	4	6	4	4
GM24463-GA12	4	4	5	7	12	5	-	4	5	4	6	4	4
GM24463-GA27	4	4	5	7	11	5	-	4	5	4	6	4	4
GM24463-GA28	4	4	5	7	12	5	-	4	5	4	6	4	4
150EOZ/125EFOZ													
PA-19741	4	4	5	7	11	5	-	4	5	4	6	4	4
PA-19742	4	4	5	7	12	5	-	4	5	4	6	4	4
GM24463-GA13	4	4	5	7	11	5	-	4	5	4	6	4	4
GM24463-GA14	4	4	5	7	12	5	-	4	5	4	6	4	4
GM24463-GA29	4	4	5	7	11	5	-	4	5	4	6	4	4
GM24463-GA30	4	4	5	7	12	5	-	4	5	4	6	4	4

Specification Number Index, 70-150 kW

Group Title	<i>Starting Motor</i>	<i>Crankshaft Pulley</i>	<i>Flywheel and Housing</i>	<i>Cylinder Head Gasket Set</i>	<i>Engine Overhaul Gasket Set</i>	<i>Auxiliary Drive Gears</i>	<i>Sea Water Pump</i>	<i>Alternator Brackets</i>	<i>Alternator</i>
Group No.	27	28	29	30	31	32	33	34	35
Spec No.	Variation Number								

80EOZ/70EFOZ									
PA-19735	4	3	3	3	5	3	3	4	5
PA-19736	5	3	3	3	5	3	3	4	6
GM24463-GA7	4	3	3	3	5	3	3	4	5
GM24463-GA8	5	3	3	3	5	3	3	4	6
GM24463-GA23	4	3	3	3	5	3	3	4	5
GM24463-GA24	5	3	3	3	5	3	3	4	6
99EOZ/80EFOZ									
PA-19737	4	3	3	3	5	3	3	4	5
PA-19738	5	3	3	3	5	3	3	4	6
GM24463-GA9	4	3	3	3	5	3	3	4	5
GM24463-GA10	5	3	3	3	5	3	3	4	6
GM24463-GA25	4	3	3	3	5	3	3	4	5
GM24463-GA26	5	3	3	3	5	3	3	4	6
125EOZ/100EFOZ									
PA-19739	6	4	4	4	6	4	4	5	7
PA-19740	7	4	4	4	6	4	4	5	8
GM24463-GA11	6	4	4	4	6	4	4	5	7
GM24463-GA12	7	4	4	4	6	4	4	5	8
GM24463-GA27	6	4	4	4	6	4	4	5	7
GM24463-GA28	7	4	4	4	6	4	4	5	8
150EOZ/125EFOZ									
PA-19741	6	4	4	4	6	4	4	5	7
PA-19742	7	4	4	4	6	4	4	5	8
GM24463-GA13	6	4	4	4	6	4	4	5	7
GM24463-GA14	7	4	4	4	6	4	4	5	8
GM24463-GA29	6	4	4	4	6	4	4	5	7
GM24463-GA30	7	4	4	4	6	4	4	5	8

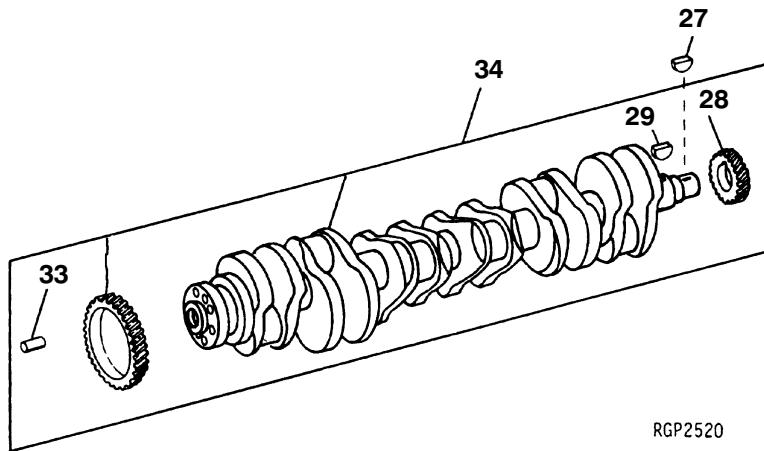
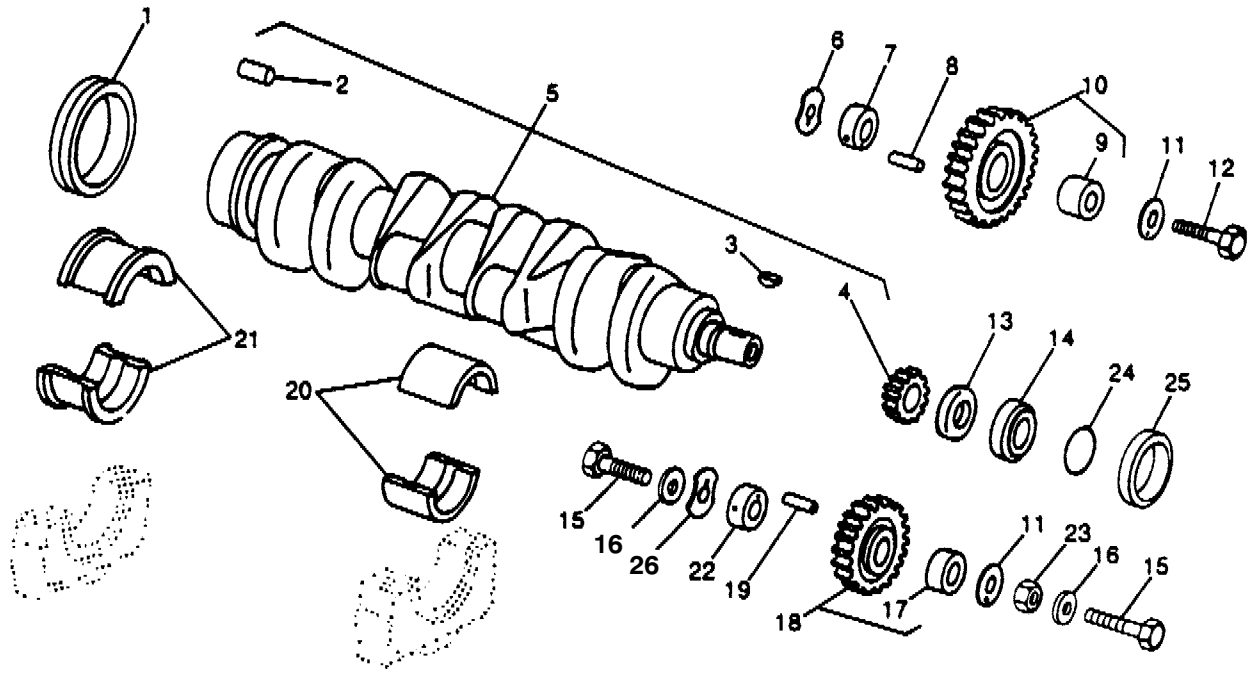
Specification Number Index, 70-150 kW

Group Title	<i>Air Intake</i>	<i>Engine</i>	<i>Nameplates and Decals</i>	<i>Skid and Plant Mounting</i>	<i>Generator and Mounting</i>	<i>Controller and Mounting</i>	<i>Literature</i>
Group No.	101	105	107	109	201	301	701
Spec No.	Variation Number						

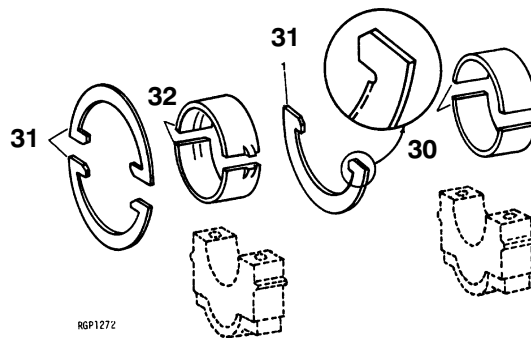
80EOZ/70EFOZ							
PA-19735	37	121	64	57	161	*	109
PA-19736	37	122	64	57	161	*	109
GM24463-GA7	37	121	64	57	GR7	*	109
GM24463-GA8	37	122	64	57	GR8	*	109
GM24463-GA23	37	121	64	57	GR23	*	109
GM24463-GA24	37	122	64	57	GR24	*	109
99EOZ/80EFOZ							
PA-19737	37	121	64	57	158	*	110
PA-19738	37	122	64	57	158	*	110
GM24463-GA9	37	121	64	57	GR9	*	110
GM24463-GA10	37	122	64	57	GR10	*	110
GM24463-GA25	37	121	64	57	GR25	*	110
GM24463-GA26	37	122	64	57	GR26	*	110
125EOZ/100EFOZ							
PA-19739	38	124	65	58	159	*	116
PA-19740	38	125	65	58	159	*	116
GM24463-GA11	38	124	65	58	GR11	*	116
GM24463-GA12	38	125	65	58	GR12	*	116
GM24463-GA27	38	124	65	58	GR27	*	116
GM24463-GA28	38	125	65	58	GR28	*	116
150EOZ/125EFOZ							
PA-19741	38	124	65	58	160	*	117
PA-19742	38	125	65	58	160	*	117
GM24463-GA13	38	124	65	58	GR13	*	117
GM24463-GA14	38	125	65	58	GR14	*	117
GM24463-GA29	38	124	65	58	GR29	*	117
GM24463-GA30	38	125	65	58	GR30	*	117

* Configured group. Refer to the generator set nameplate for the module number. Turn to the respective group on the following pages for parts breakdowns.

Group 1: Crankshaft



RG2520



RG127Z

5738_1

Group 1: Crankshaft

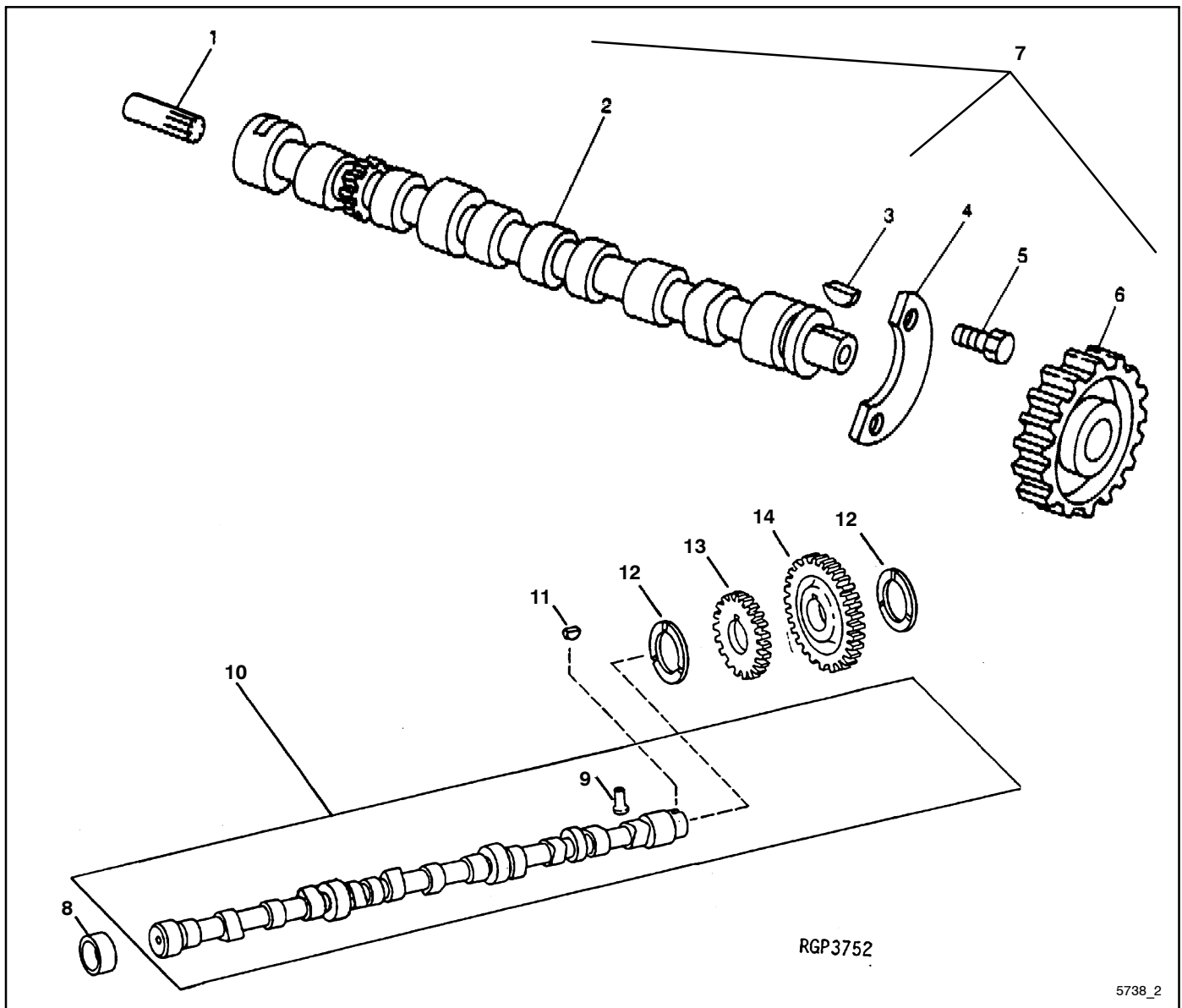
Item	Part Number	Description	Quantity				
			Variation Number				
			1	2	3	4	5
1	223583	Seal	1	1			
2	223473	Pin, dowel	1	1			
2	223472	Pin, dowel, 12.7 x 28.448 mm			1	1	
3	223407	Key, shaft	1	1			
3	360503	Key, shaft, 4 x 16 mm			1	1	
4	223407	Gear	1	1			
4	360099	Gear			1	1	
5	352148	Crankshaft	1				
5	227292	Crankshaft		1			
5	360504	Crankshaft			1		
5	GM18796	Crankshaft					1
6	223649	Washer, thrust	2	2			
6	360113	Washer, lock			1	1	
7	224186	Shaft	1	1			
7	360101	Shaft			1	1	
8	223408	Pin, spring	1	1			
8	360179	Pin, spring, 3/16 in. x 1 3/4 in.					1
9	223606	Bushing	1	1			
9	360179	Pin, spring, 4.775 x 44.45 mm			1		
10	223432	Gear, 24 teeth	1	1			
10	360020	Gear			1	1	
11	223651	Washer, thrust	2	2			
11	360147	Washer, thrust			1	1	
11	360148	Washer, thrust			1	1	
12	223652	Screw	1	1			
12	#	Screw, M10 x 65			1	1	
13	223607	Slinger, oil	1	1			
14	223422	Seal	1	1			
15	#	Screw, hardened, 1/2 in. x 2 1/8 in.	1	1			
15	#	Screw, M10 x 50			1	1	
16	224267	Washer	1	1			
17	223984	Bushing	1	1			
17	360082	Bushing			1		
17	GM18711	Bushing					1
18	223729	Gear, 45 teeth		1			
18	360021	Gear			1	1	
19	#	Pin, spring, 3/16 in. x 1 1/8 in.	1	1			
20	223728	Bearing, standard (set of 2)	4	4			
20	223720	Bearing, 0.010 in. undersize	4	4			
20	223721	Bearing, 0.020 in. undersize	4	4			
20	223722	Bearing, 0.030 in. undersize	4	4			
20	360049	Kit, standard bearing			4		
20	360055	Bearing, 0.254 mm undersize			4		
20	360049	Bearing, standard					6
21	223727	Bearing, standard	1	1			
21	223724	Bearing, 0.010 in. undersize	1	1			
21	223725	Bearing, 0.020 in. undersize	1	1			
21	223726	Bearing, 0.030 in. undersize	1	1			
21	360050	Kit, standard bearing			1	1	
21	360056	Bearing, thrust, 0.354 mm undersize			1	1	
22	224186	Shaft	1	1			
22	360083	Shaft, 70 mm OD			1	1	
23	#	Nut	1	1			
24	224007	Ring	1	1			
25	224056	Sleeve	1	1			
25	360032	Sleeve			1	1	
25	GM18714	Sleeve					1
26	336446	Washer, thrust			1		
26	223736	Seal				1	
27	352746	Key					1
28	X	Gear					1
29	352731	Key					1
30	352853	Bearing					AR
30	GM18825	Bearing, thrust, 0.292 mm					AR
30	GM18859	Bearing, 0.552 mm					AR
31	352864	Washer, thrust					1
31	GM18864	Washer, thrust, 0.18 mm					1
32	352854	Bearing, thrust					1
32	GM18826	Bearing, thrust, 0.292 mm					1
32	GM18827	Bearing, thrust, 0.552 mm					1
33	223754	Pin, dowel					1
34	352841	Crankshaft					1

AR As Required

Common hardware; procure locally.

X Item not sold separately.

Group 2: Camshaft

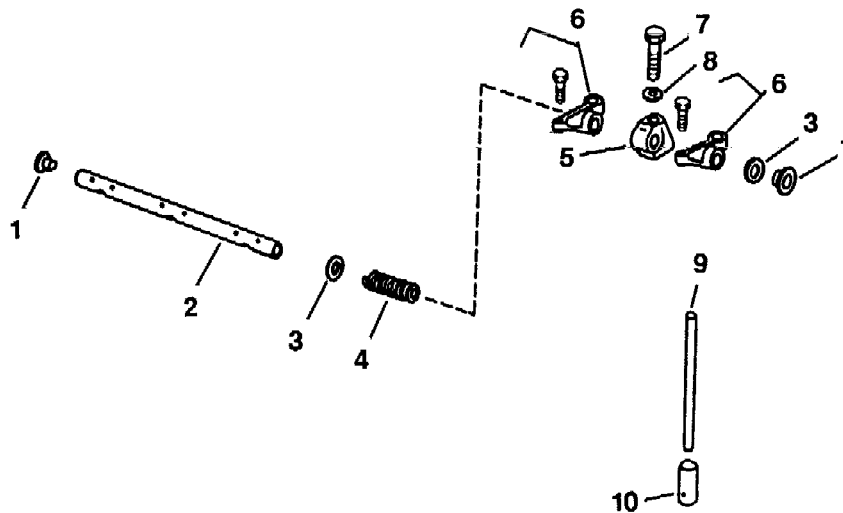


Item	Part Number	Description	Quantity			
			Variation Number			
			1	2	3	4
1	224242	Gear, 12 teeth	1			
2	223536	Camshaft	1			
3	223564	Key, shaft	1			
4	223610	Plate	1			
4	360154	Plate, thrust		1	1	
5	#	Screw, 3/8 x 1 in.	1			
5	#	Screw, M8 x 25		2	2	
6	223609	Gear, 48 teeth	1			
7	GM17530	Camshaft		1		
7	GM18857	Camshaft with gear and key			1	
8	223889	Bushing				4
9	352725	Follower, cam				12
10	352844	Camshaft				1
11	352700	Key, shaft				1
12	352719	Screw, cap				2
13	352715	Gear				1
14	352727	Gear				1

Common hardware; procure locally.

Group 3: Valve Train

For Valves,
see Group 9, Cylinder Head

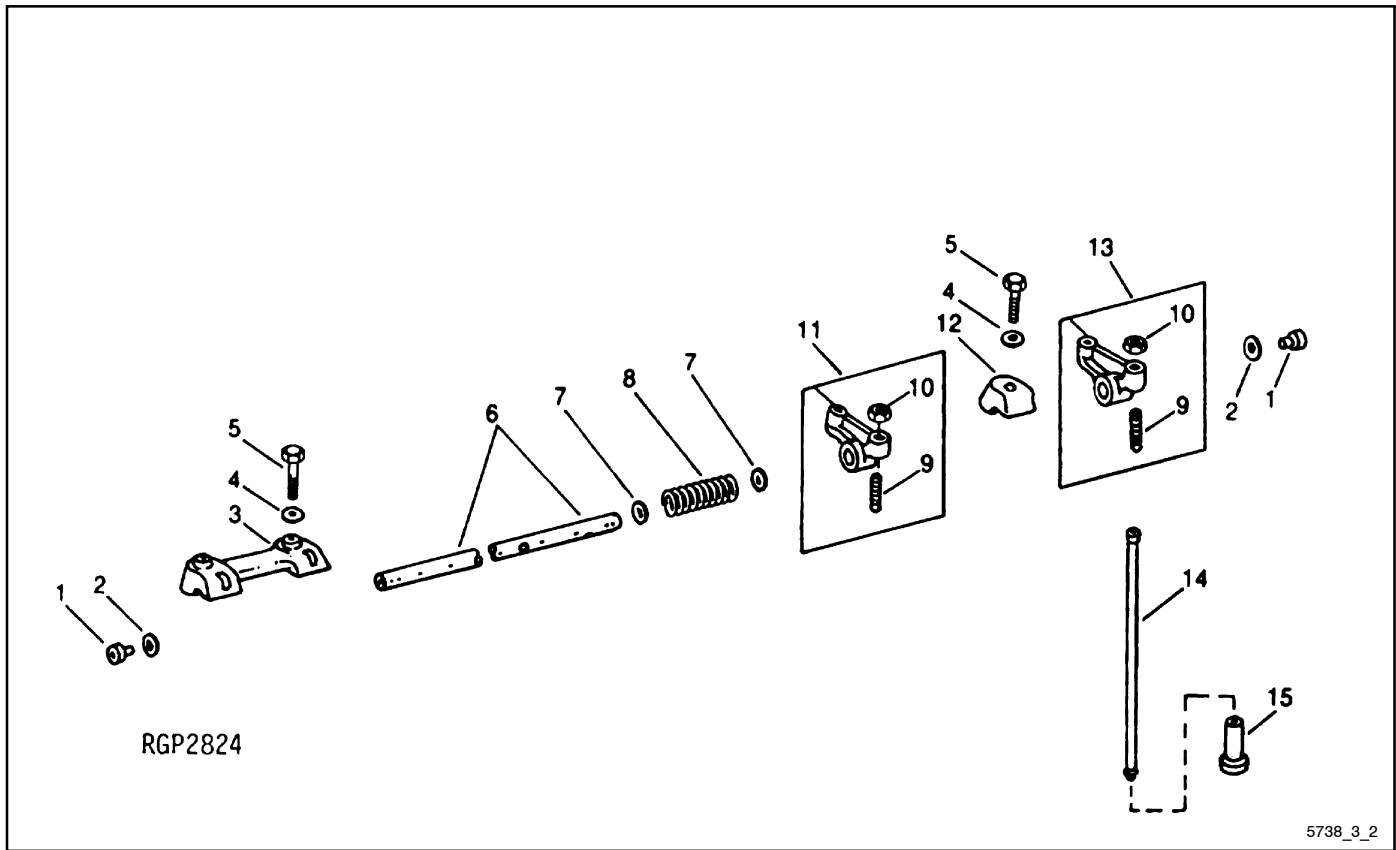


5738_3_1

Item	Part Number	Description	Quantity			
			Variation Number			
			1	2	3	4
1	223480	Plug	2	2	2	2
2	223481	Shaft	1	1		
2	360509	Shaft, rocker arm			1	
2	360132	Shaft				1
3	223634	Washer	2	2	2	2
4	223632	Spring	3	3	3	5
5	223633	Support	4	4		
5	360112	Support			4	6
6	352109	Arm, rocker	8	8		
6	360072	Arm, rocker			8	12
6	#	Nut, lock, 3/8-24	8	8		
6	#	Nut, M10			1	
6	#	Nut, M8				1
7	#	Screw, 3/8 x 2 1/2 in.	4	4		
7	360118	Stud			4	6
8	#	Washer	4	4		
8	223756	Washer			4	6
9	352026	Rod, push	8		8	12
9	352027	Rod, push		8		
10	223611	Tappet	8	8		
10	360135	Follower, cam			8	12

Common hardware; procure locally.

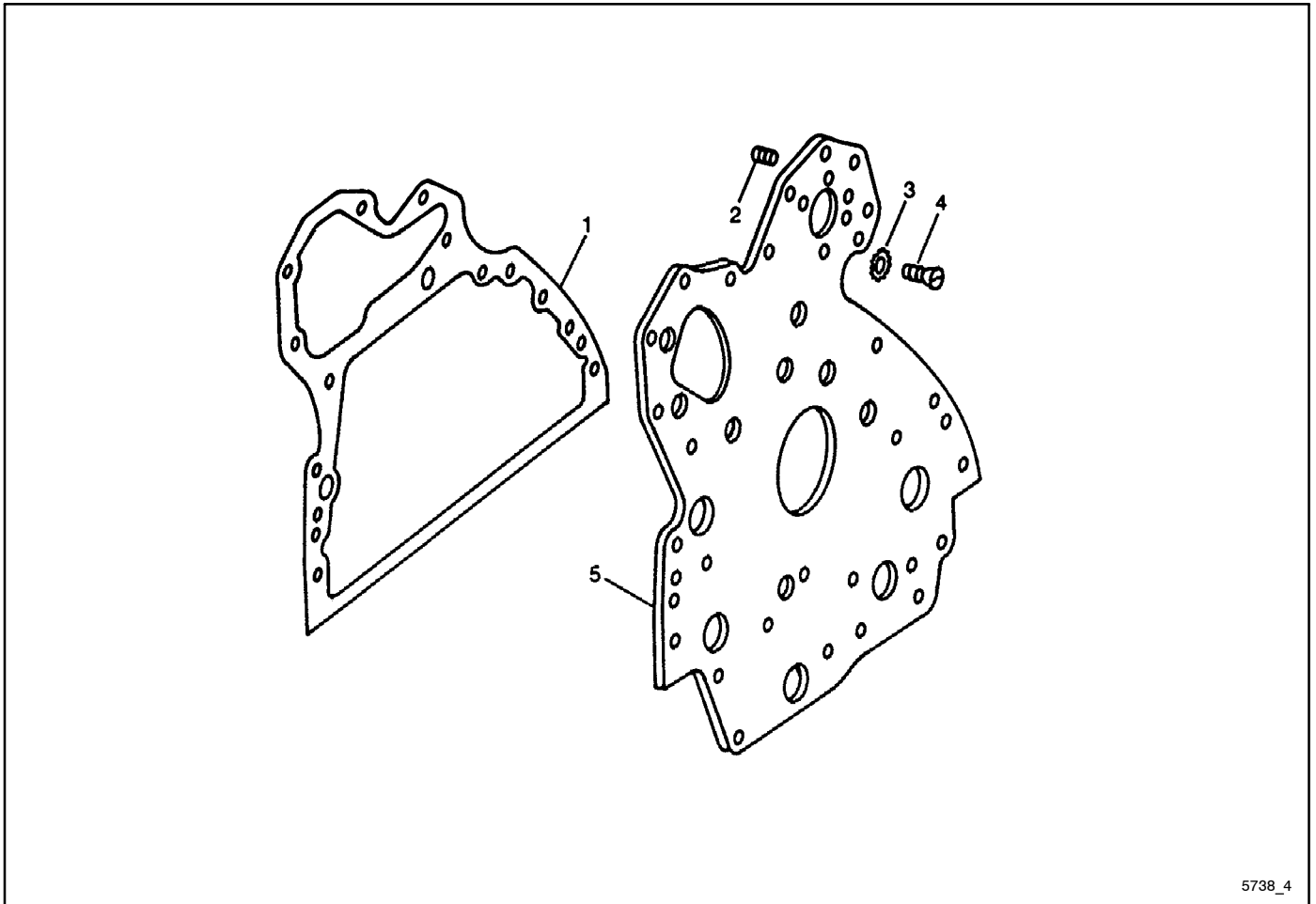
Group 3: Valve Train, continued



Item	Part Number	Description	Quantity				
			Variation Number				
			1	2	3	4	5
1	223480	Plug					2
2	223740	Washer					2
3	GM18709	Clamp					2
4	223743	Washer					6
5	#	Screw, 7/16 x 1 3/4 in.					6
6	223843	Shaft, rocker arm					1
7	223844	Washer					10
8	223739	Spring					5
9	223749	Screw, set					12
10	#	Nut, 3/8 in.					12
11	223936	Arm, rocker					6
12	223745	Clamp					2
13	223937	Arm, rocker					6
14	223877	Rod, push					12
15	352725	Follower, cam					12

Common hardware; procure locally.

Group 4: Front Plate

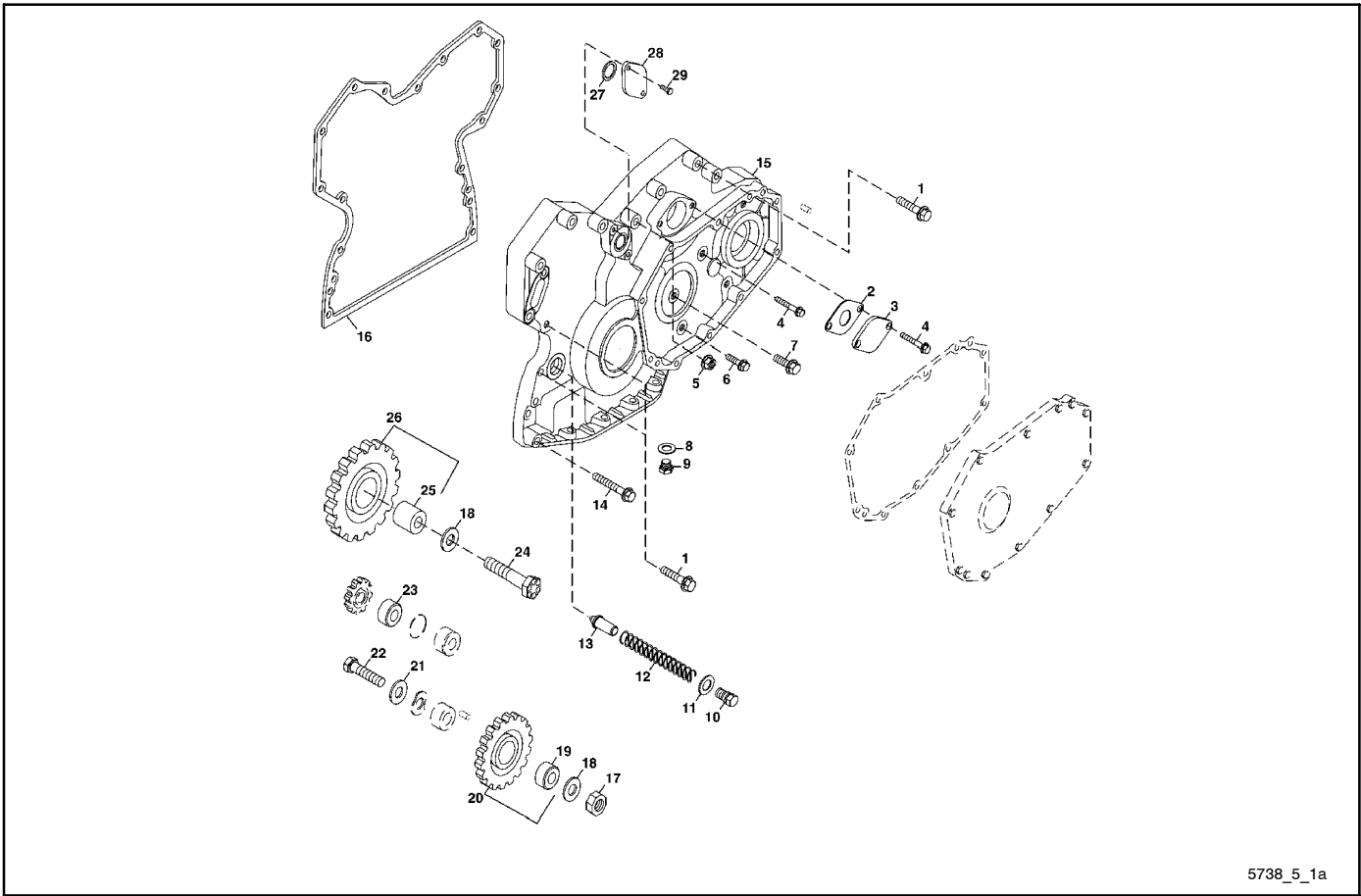


5738_4

Item	Part Number	Description	Quantity Variation		
			1	2	3
1	223548	Gasket	1		
2	223442	Screw, set	8		
2	223445	Screw, set	2		
2	360092	Stud		1	
2	360514	Stud		2	
2	360140	Stud		4	
2	360092	Stud			3
3	#	Washer, 3/8 in.	5		
4	224333	Screw	5		
4	360516	Screw		4	4
5	223566	Plate	1		
5	GM17461	Plate		1	1

Common hardware; procure locally.

Group 5: Timing Gear Cover

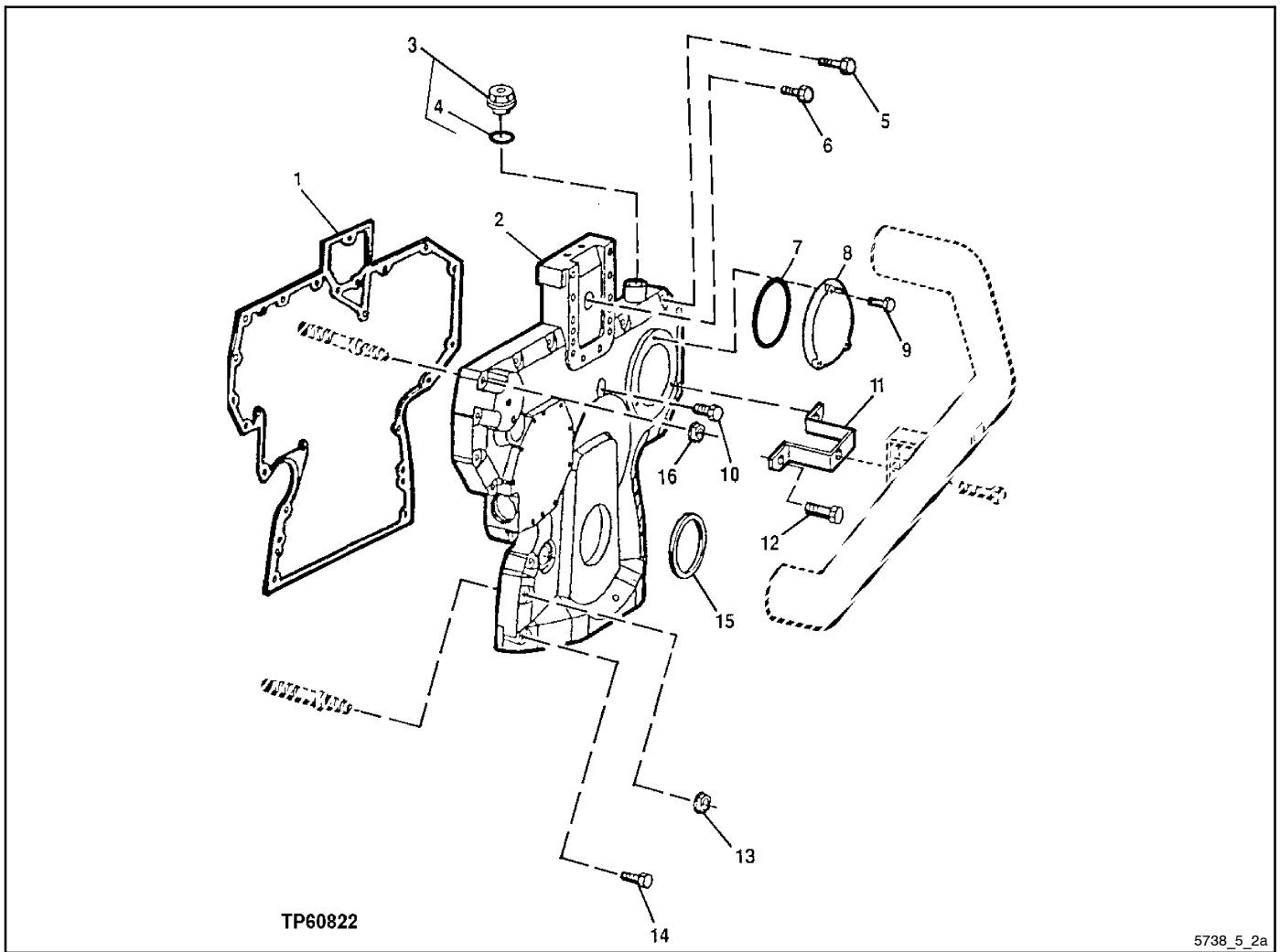


5738_5_1a

Item	Part Number	Description	Quantity			
			Variation Number			
			1	2	3	4
1	#	Screw, 3/8 in. x 1 3/4 in.	5			
1	#	Screw, 3/8 in. x 2 in.	1			
2	352088	Gasket	1			
3	352089	Cover	1			
4	#	Screw, 3/8 in. x 2 1/2 in.	2			
5	#	Lock nut, 3/8 in.	2			
6	#	Screw, 3/8 in. x 1 3/8 in.	1			
7	#	Screw, 3/8 in. x 1 1/8 in.	1			
8	223603	Washer	1			
9	223451	Drain plug	1			
10	223653	Fitting plug	1			
11	223410	Washer	1			
12	224095	Spring	1			
13	224058	Valve	1			
14	#	Screw, 3/8 in. x 2 1/2 in.	2			
15	352085	Cover	1			
16	352062	Gasket	1			
17	#	Nut	1			
18	223651	Thrust washer	2			
19	223984	Bushing	1			
20	223729	Gear	1			
21	224267	Washer	1			
22	#	Screw, 1/2 in. x 2 1/8 in.	1			
23	223422	Seal	1			
24	223652	Screw	1			
25	223606	Bushing	1			
26	223432	Gear	1			
27	224011	O-ring	1			
28	224040	Cover	1			
29	#	Screw, 1/4 in. x 3/4 in.	2			

Common hardware; procure locally.

Group 5: Timing Gear Cover



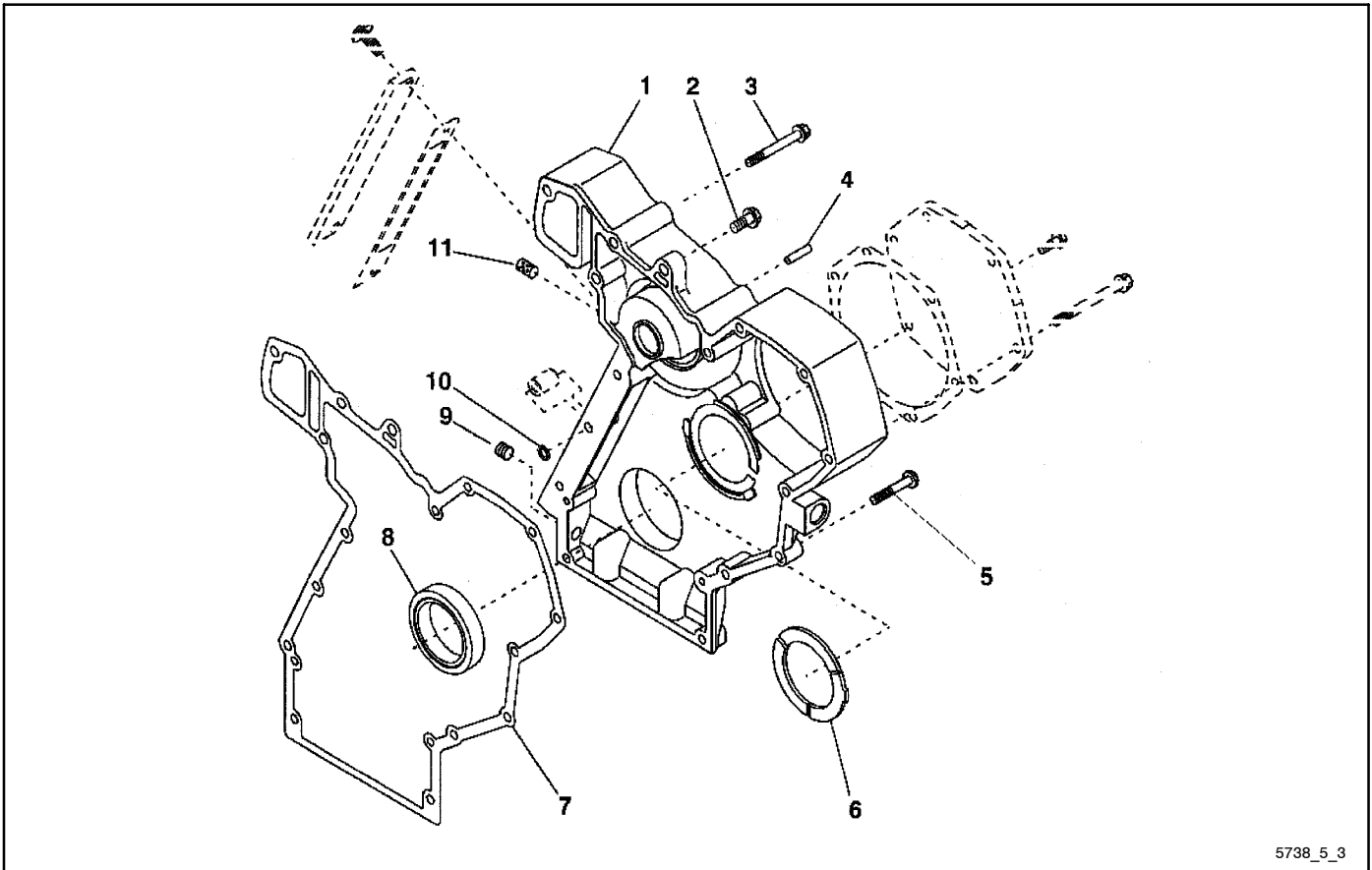
TP60822

5738_5_2a

Item	Part Number	Description	Quantity			
			Variation Number			
			1	2	3	4
1	GM17467	Gasket		1	1	
2	GM17478	Cover		1	1	
3	GM17508	Plug		1	1	
4	360180	O-ring, 17.3 x 2.2 mm		1	1	
5	#	Screw, M8 x 40		10	10	
6	#	Screw, M8 x 60		1	1	
6	#	Screw, M8 x 35		1	1	
7	360107	O-ring		1	1	
8	360105	Cover		1	1	
9	#	Screw, M6 x 16		3	3	
10	360512	Screw		2	2	
11	GM17552	Bracket		1	1	
12	#	Screw, M6 x 25		2	2	
13	#	Nut, flange, M10		6	6	
14	#	Screw, M8 x 55		2	2	
15	360181	Seal		1	1	

Common hardware; procure locally.

Group 5: Timing Gear Cover, continued

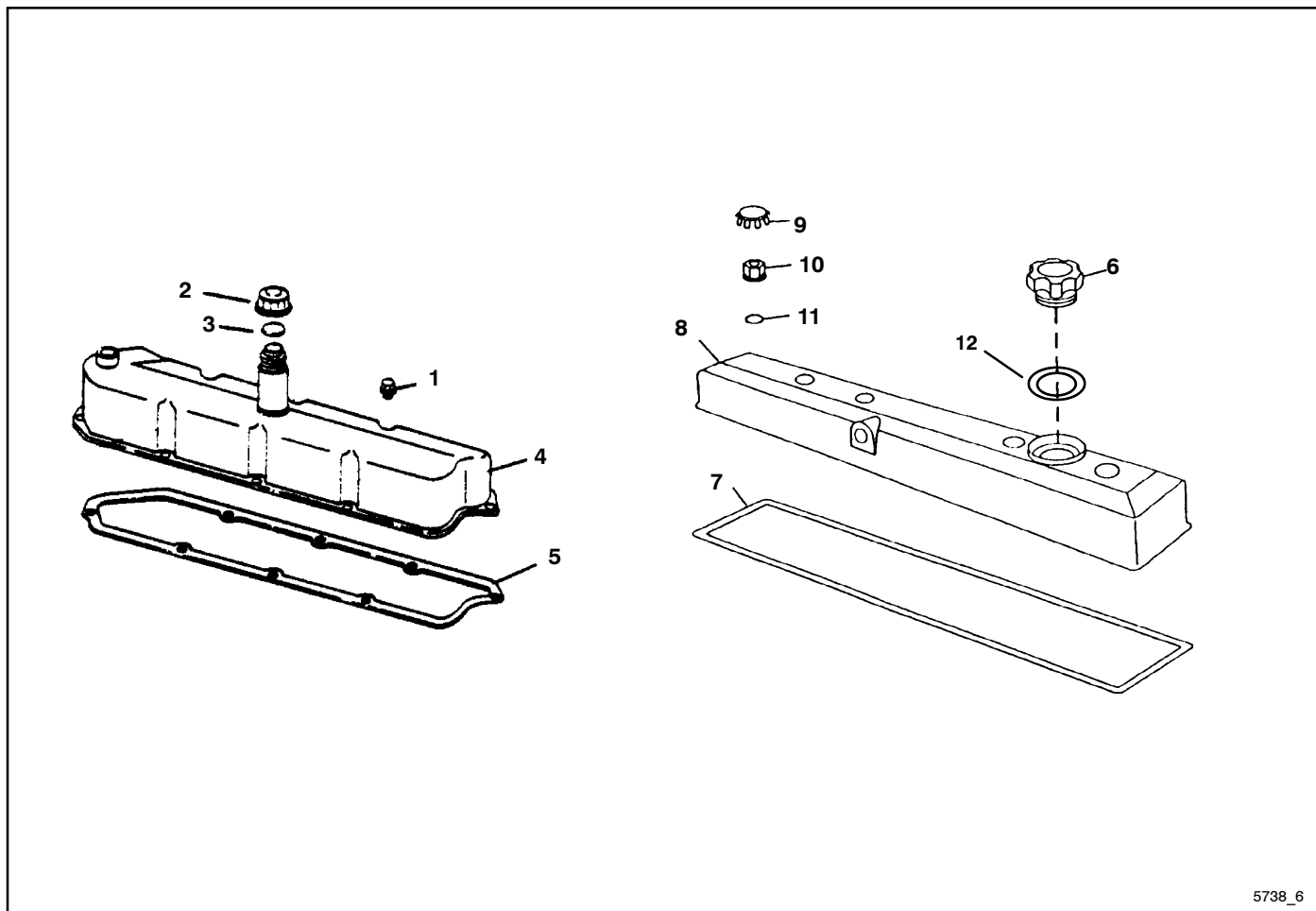


5738_5_3

Item	Part Number	Description	Quantity			
			Variation Number			
			1	2	3	4
1	352759	Cover				1
2	#	Screw, 3/8 x 1 1/4 in.				1
3	352720	Washer, thrust				3
4	352726	Pin, dowel				2
5	GM18678	Screw, LH				3
6	352720	Washer, thrust				1
7	352738	Gasket				1
8	223677	Seal				1
8	GM18714	Sleeve				1
9	#	Plug, pipe, 3/8 in.				1
10	GM18681	Seal				1
11	352812	Filter				1

Common hardware; procure locally.

Group 6: Rocker Arm Cover



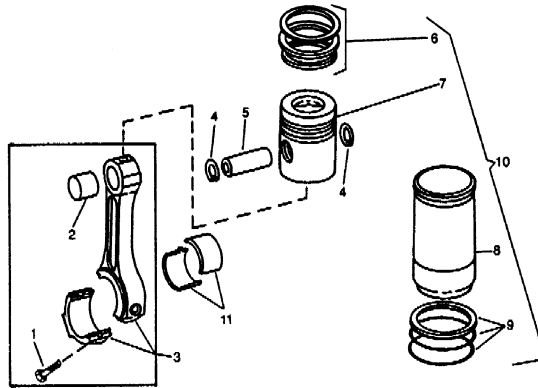
5738_6

Item	Part Number	Description	Quantity			
			1	2	3	4
—	X	Medallion			1	
1	#	Screw with washer	8			8
1	352702	Screw with washer				8
2	223630	Cap	1			1
3	223636	Gasket	1			1
4	352103	Cover, valve	1			
4	223714	Cover				1
5	223508	Gasket	1			
5	223771	Gasket				1
5	GM18884	Adhesive				1
6	360018	Cap, filler		1	1	
7	360585	Gasket		1		
7	360134	Gasket, rocker arm cover			1	
8	360507	Cover, valve		1		
8	GM18817	Cover			1	
9	360004	Plug		4	6	
10	360138	Nut		4	6	
11	360139	O-ring		4	6	
12	GM17493	Packing		1	1	

Common hardware; procure locally.

X Item not sold separately.

Group 7: Piston and Connecting Rod



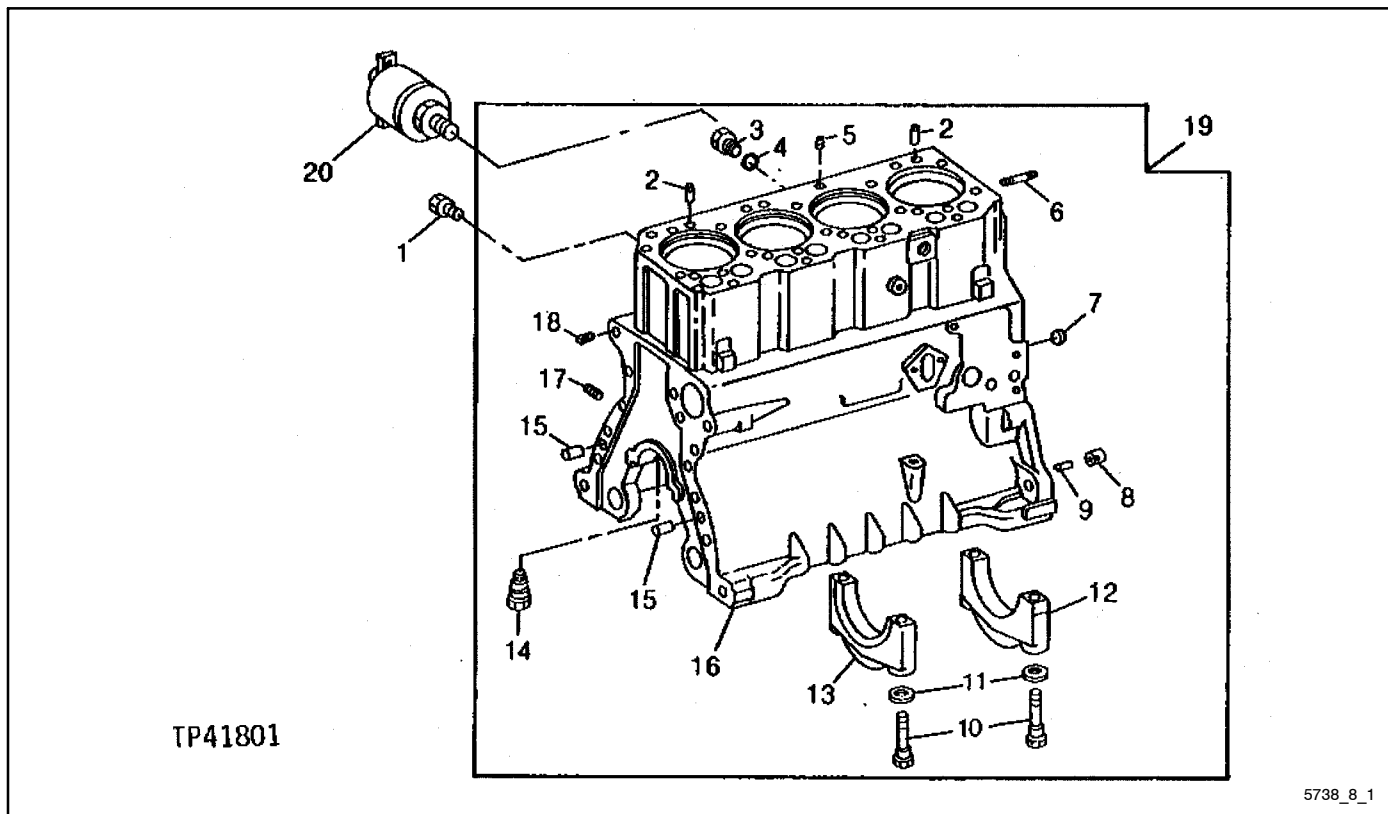
5738_7

Item	Part Number	Description	Quantity					
			Variation Number					
			1	2	3	4	5	6
1	352079	Screw, connecting rod	8					
1	223528	Screw, connecting rod		8				
1	GM17477	Screw			8	8	12	
1	GM18728	Screw						12
2	223451	Bushing	4					
2	223484	Bushing		4				
2	GM17451	Bushing			8			
2	GM17446	Bushing				8	6	
2	223853	Bushing						6
3	352008	Rod, connecting	4					
3	223579	Rod, connecting		4				
3	GM17499	Rod, connecting			4			
3	GM17610	Rod, connecting				4	6	
3	GM18804	Rod, connecting						6
4	223479	Ring, snap	8					
4	223452	Ring, snap		8	8			
4	223479	Ring, snap				8	12	
4	223730	Ring, snap						12
5	223488	Pin, piston	4					
5	223473	Pin, piston		4				
5	360114	Pin, piston			4			
5	GM17450	Pin, piston				4	6	
5	223806	Pin, piston						6
6	223565	Kit, piston ring	4	4				
6	360066	Kit, piston ring			4			
6	GM17541	Kit, piston ring				4		
6	GM17541	Kit, piston ring					6	
6	352857	Ring, piston						6
7	352104	Piston	4					
7	223571	Piston		4				
7	X	Piston			4	4	6	
8	X	Liner, cylinder	4	4	4	4	6	
8	X	Liner, cylinder			4			
9	223419	Kit, O-ring			4	4	6	
9	352810	Shim						AR
9	223716	Kit						6
10	223589	Kit, piston liner		4				
10	352130	Kit, piston liner	4					
10	360515	Kit, piston liner			4			
10	360060	Kit, piston liner				4	6	
10	352871	Kit, piston and ring						6
11	352011	Bearing, standard (set of 2)	4					
11	223441	Bearing, standard (set of 2)		4				
11	352012	Bearing, 0.010 in. undersize	4					
11	223438	Bearing, 0.010 in. undersize		4				
11	352013	Bearing, 0.020 in. undersize	4					
11	223439	Bearing, 0.020 in. undersize		4				
11	352014	Bearing, 0.030 in. undersize	4					
11	223440	Bearing, 0.030 in. undersize		4				
11	360053	Bearing, standard			4	4	6	
11	360054	Bearing, .010 in. undersize			4	4	6	
11	GM18682	Bearing, standard						AR
11	GM18858	Bearing, 0.05 mm						AR

AR As Required

X Item not sold separately.

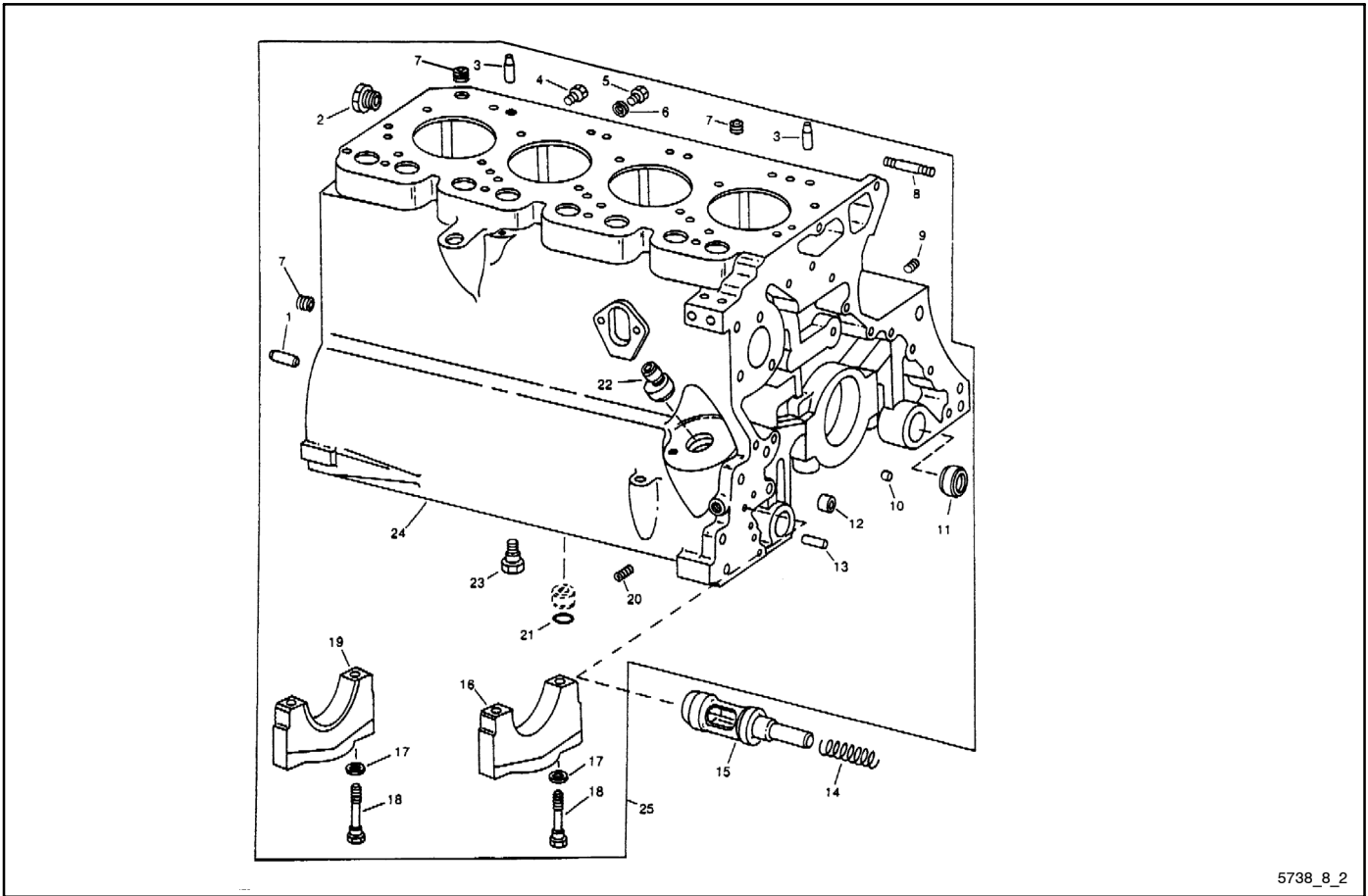
Group 8: Cylinder Block



Item	Part Number	Description	Quantity				
			Variation Number				
			1	2	3	4	5
1	#	Plug, pipe	1				
2	223472	Pin, dowel	2				
3	223462	Plug, drain	1				
4	223988	O-ring	1				
5	#	Plug, pipe, 1/2 in.	1				
6	224336	Stud	1				
7	#	Cap	2				
8	223494	Bushing, standard	6				
8	223550	Bushing, 0.078 in. oversize	6				
9	#	Pin, dowel	2				
10	223639	Screw, cap	10				
11	#	Washer	10				
12	223503	Cap, bearing	4				
13	223516	Cap	1				
14	X	Orifice	4				
15	223472	Pin, dowel	2				
16	X	Block, cylinder	1				
17	#	Plug, pipe	4				
18	#	Plug, pipe, 1 in.	1				
19	X	Block, cylinder	1				
20	—	Not used	1				

Common hardware; procure locally.
 X Item not sold separately.

Group 8: Cylinder Block, continued



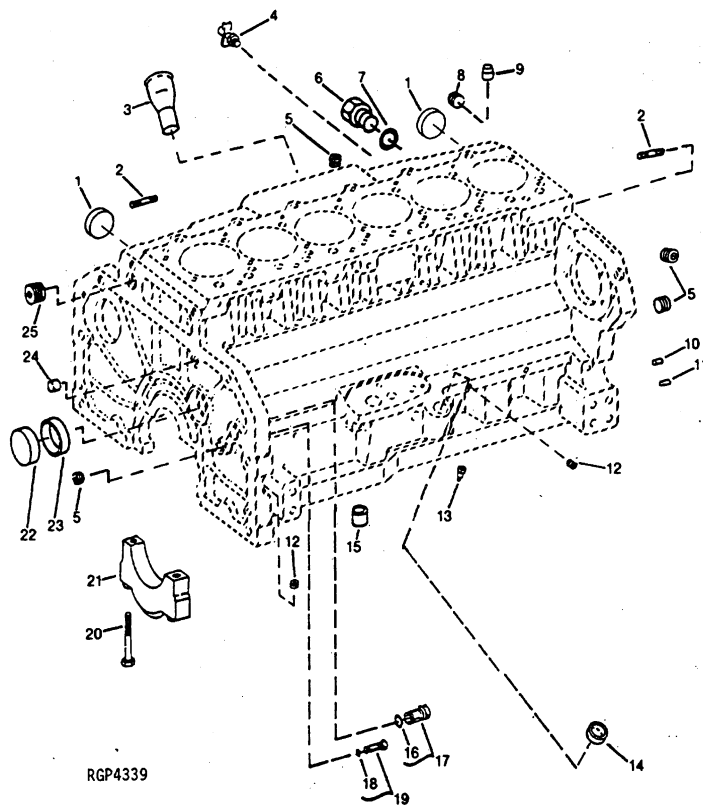
5738_8_2

Item	Part Number	Description	Quantity				
			Variation Number				
			1	2	3	4	5
1	223472	Pin, dowel		2			
2	#	Plug, pipe, 3/8 in.		1			
3	223472	Pin, dowel		2			
4	#	Plug, pipe, 1/4 in.		1			
5	223462	Plug, drain		1			
6	223988	O-ring		1			
7	#	Plug, pipe		3			
8	223662	Stud		2			
9	#	Plug, pipe		4			
10	#	Cap		1			
11	223494	Bushing		6			
12	X	Bushing		1			
13	#	Pin, dowel		2			
14	223465	Spring		1			
15	223507	Valve		1			
16	223503	Cap, bearing		4			
17	#	Washer		10			
18	223639	Screw, cap		10			
19	23516	Cap		1			
20	#	Plug, pipe, 3/8 in.		1			
21	223512	O-ring		1			
22	223638	Nipple, threaded		1			
23	X	Orifice		4			
24	X	Block, basic cylinder		1			
25	X	Block, cylinder		1			

Common hardware; procure locally.

X Item not sold separately.

Group 8: Cylinder Block, continued



RGP4339

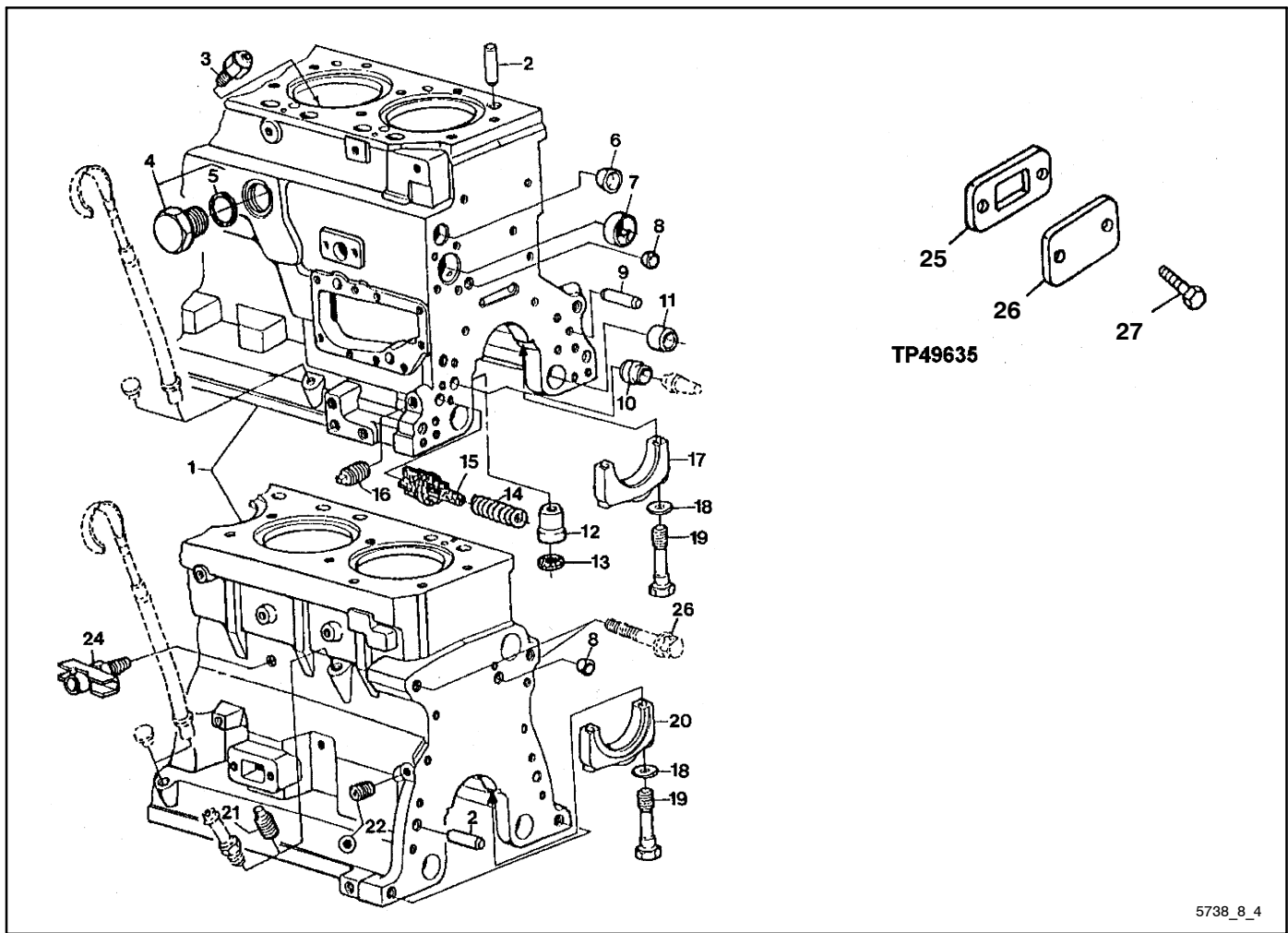
5738_8

Item	Part Number	Description	Quantity				
			Variation Number				
			1	2	3	4	5
1	224157	Cap					2
2	352728	Stud					5
3	352758	Tube, dipstick					1
4	223435	Valve, drain					1
5	352796	Cap					1
5	GM18862	Plug, pipe, 1/2 in.					3
6	223462	Plug, drain					1
7	223988	O-ring					1
8	#	Plug, pipe, 3/4 in.					1
8	GM18873	Plug, pipe					1
9	223755	Bushing					2
10	223737	Pin, dowel					2
11	223731	Pin, dowel					2
12	GM18873	Plug, pipe					6
13	GM18717	Orifice					6
14	GM18877	Cap					1
15	GM18727	Bushing					2
16	223747	O-ring					1
17	GM18691	Plug					1
18	223665	O-ring					1
19	223684	Plug					1
20	352760	Bolt					14
21	352748	Cap, bearing					6
21	352813	Cap, thrust bearing					1
22	223866	Cap					1
23	223889	Bushing					4
24	223814	Pin, dowel					1
25	#	Plug, pipe, 1 in.					1
26	GM18729	Plug, auxiliary drive idler hose (not shown)					1
27	GM18659	O-ring, auxiliary drive idler hose (not shown)					1
—	224268	Plug, pipe					1
—	223850	O-ring					1
—	GM18877	Cap, oil fill hole					AR
—	#	Plug, pipe, 1 in.					1

AR As Required

Common hardware; procure locally.

Group 8: Cylinder Block, continued

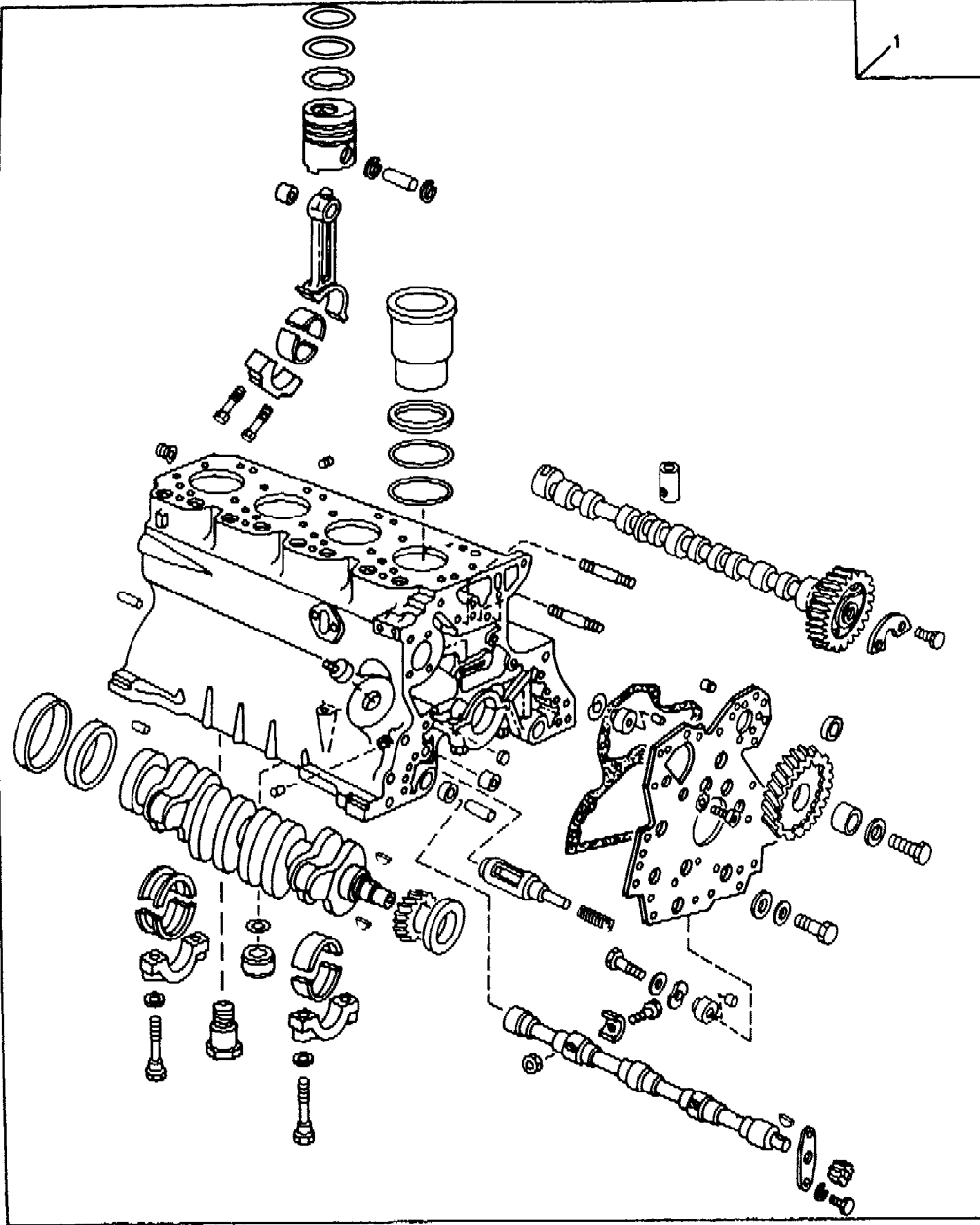


5738_8_4

Item	Part Number	Description	Quantity				
			Variation Number				
			1	2	3	4	5
1	X	Block, cylinder			1		
1	GM18824	Short block assembly				1	
2	223472	Pin, dowel, 12.7 x 28.448 mm			4	4	
3	360146	Orifice			4	6	
4	223462	Plug, drain, 1 5/8 in.			2	2	
5	223988	O-ring 1.475 x 0.118 in.			2	2	
6	360093	Plug			1	1	
7	352246	Bushing			1	1	
8	360517	Cap, 16 mm OD			2	2	
9	352064	Pin, dowel, 9.525 x 25.4 mm			2	2	
10	360518	Bushing			1	1	
11	360546	Bushing			6		
12	360087	Bushing			1	1	
13	223512	O-ring, 21.742 x 4.064 mm			1	1	
14	360080	Spring			1	1	
15	360103	Valve			1	1	
16	#	Plug, pipe, 3/8 in.			1	1	
17	360084	Cap, bearing			4	6	
18	224089	Washer, 33/64 x 0.866 x 0.090 in.			10	14	
19	223639	Screw, cap, 1/2 x 3-3/4 in.			10	14	
20	360151	Cap, bearing			1	1	
21	GM15403	Plug, pipe 1/2 in.			1	1	
22	224268	Plug, pipe 1/8 in. -27 NPT			5		
22	223802	Plug, pipe				1	
24	223435	Valve, drain			1	1	
25	GM17466	Gasket			2	1	
26	360089	Cover			2	1	
27	#	Screw, M8 x 20			4	2	

Common hardware; procure locally.

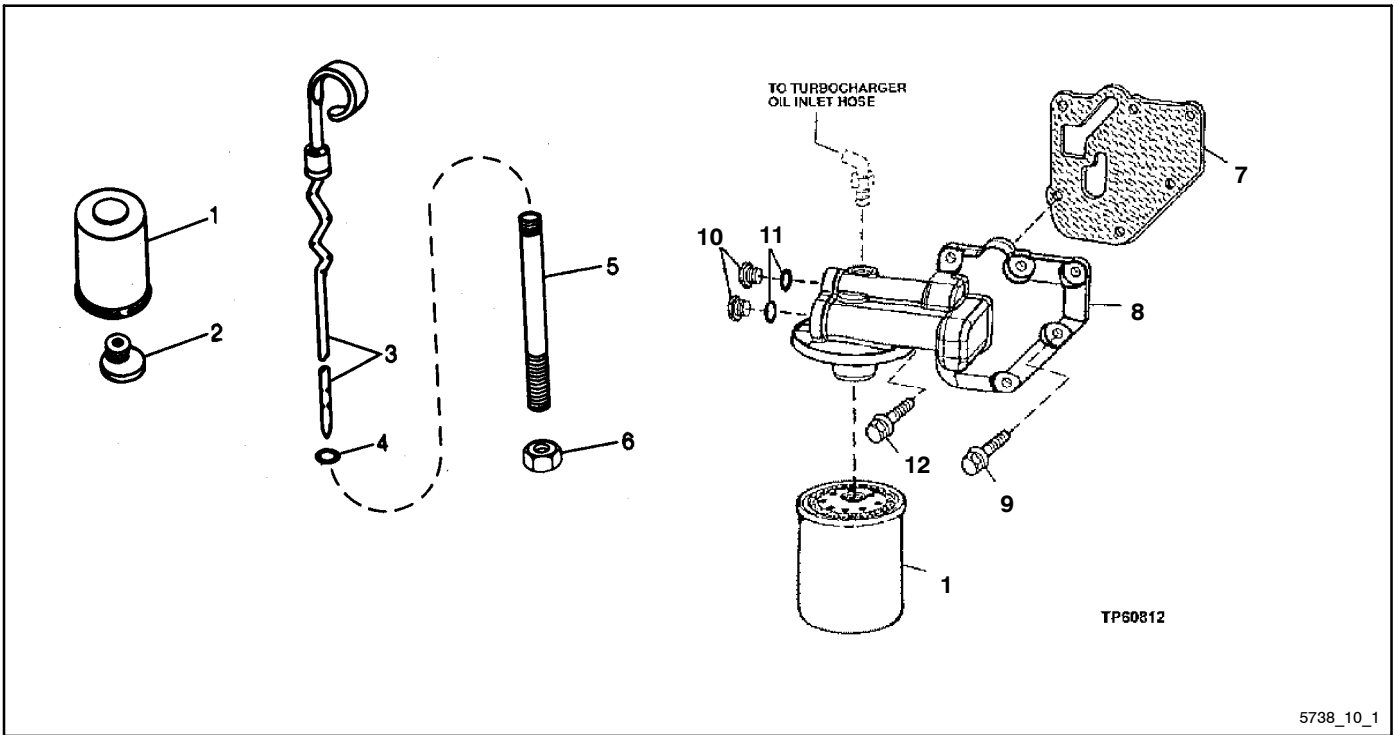
Group 9: Short Block Assembly



5738_9

Item	Part Number	Description	Quantity					
			Variation Number					
			1	2	3	4	5	6
1	352110	Short block assembly (also order 223422, 223583, and 352107)	1					
1	352106	Short block assembly (also order 223422, 223583, and 223601)		1				
1	GM17536	Short block assembly				1		
1	360520	Short block assembly						
1	GM18824	Short block assembly					1	
1	GM18828	Short block assembly						1

Group 10: Oil Dipstick and Filter

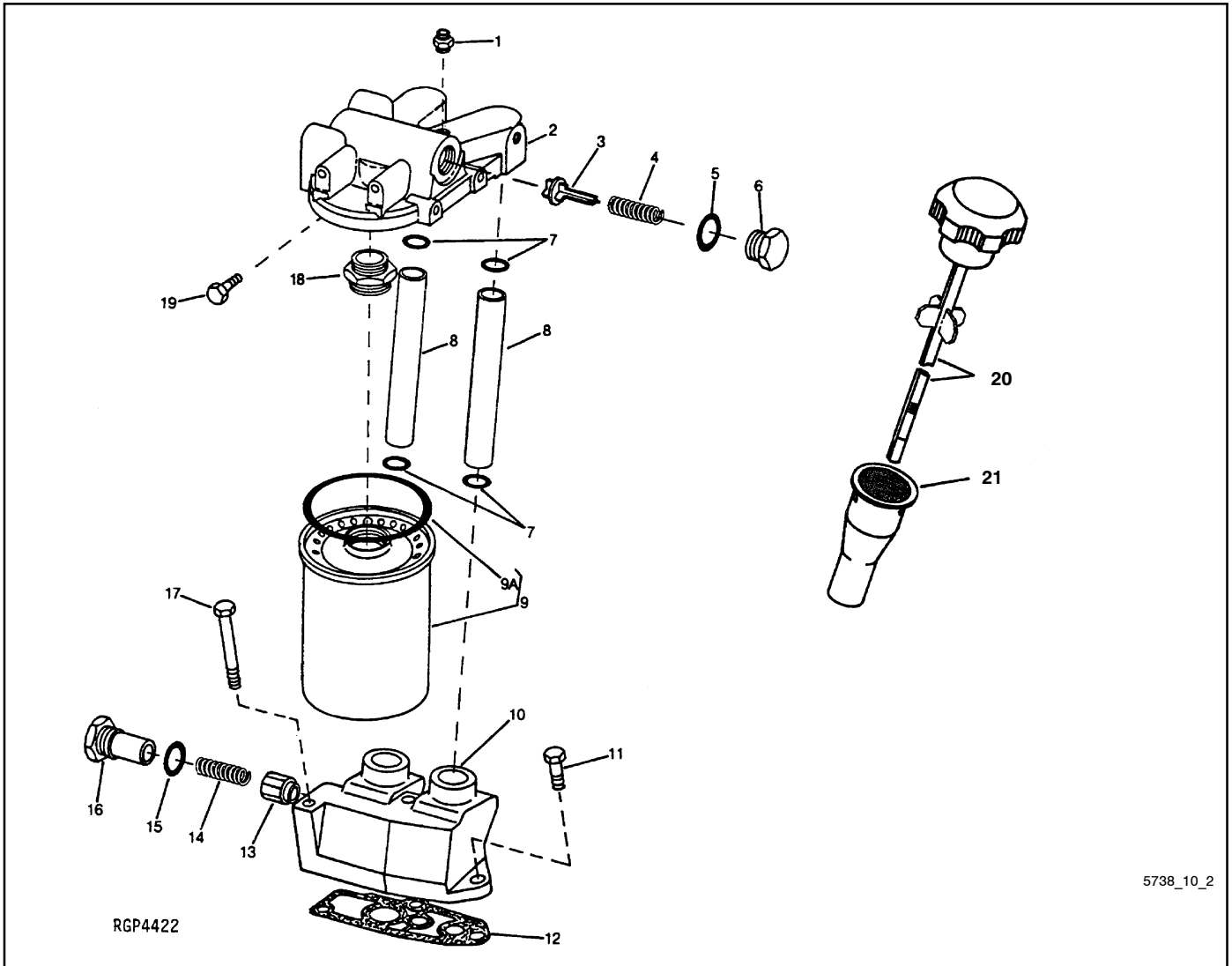


5738_10_1

Item	Part Number	Description	Quantity				
			Variation Number				
			1	2	3	4	5
—	360522	Plug					1
1	223604	Filter, oil	1	1			
1	360031	Filter, oil			1	1	
2	223638	Nipple, threaded		1			
3	223429	Dipstick		1			
3	223443	Dipstick	1				
3	360073	Dipstick, RH			1	1	
4	352004	O-ring	1	1			
5	223542	Nipple, threaded	1				
5	360144	Tube, dipstick, RH			1	1	
5	360522	Plug, LH			1		
6	#	Nut, 1/2 in.	1	1			
7	GM17472	Gasket			1	1	
8	GM17500	Head, filter			1	1	
9	#	Screw, M8 x 65			5	5	
10	GM17447	Fitting			2	2	
11	GM17437	O-ring			2	2	
12	#	Screw, M8 x 20			1		

Common hardware; procure locally.

Group 10: Oil Dipstick and Filter



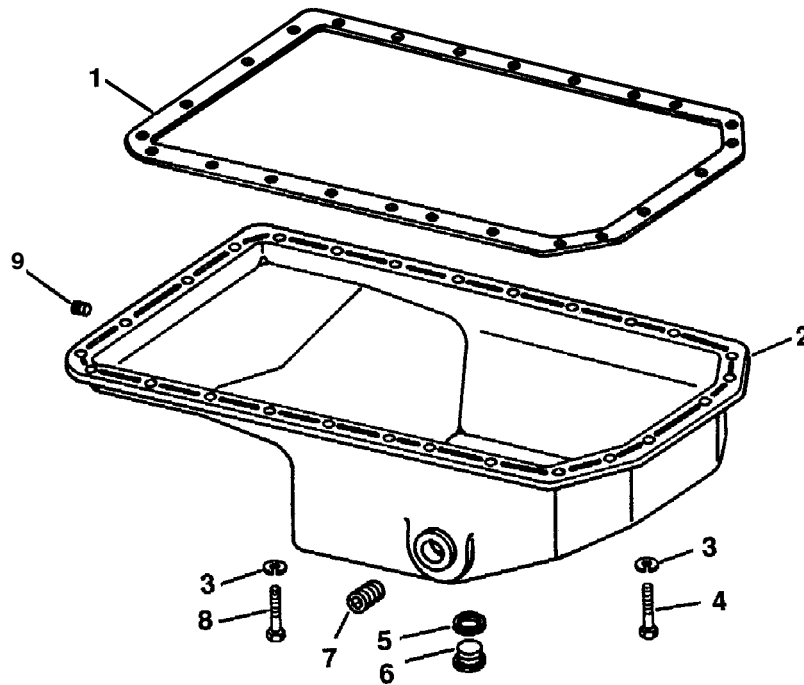
RGP4422

5738_10_2

Item	Part Number	Description	Quantity				
			1	2	3	4	5
1	352859	Connector					1
2	GM18697	Base					1
3	352722	Valve					1
4	352811	Spring, bypass					1
5	223989	O-ring					1
6	352734	Plug, fitting					1
7	223763	O-ring					2
8	352807	Tube					1
9	223673	Filter, oil					1
9A	223759	Packing					1
10	GM18698	Housing					1
11	#	Screw, 3/8 x 1 1/4 in.					1
12	352739	Gasket					1
13	352767	Valve, relief					1
14	GM18723	Spring					1
15	223989	O-ring					1
16	GM18699	Plug, fitting					1
17	#	Screw, 3/8 x 3 3/4 in.					2
18	224268	Plug, pipe					1
19	#	Screw, 7/16 x 1 1/4 in.					2
20	GM18797	Dipstick					1
21	GM18688	Tube, dipstick					1
22	GM18877	Cap					1

Common hardware; procure locally.

Group 11: Oil Pan

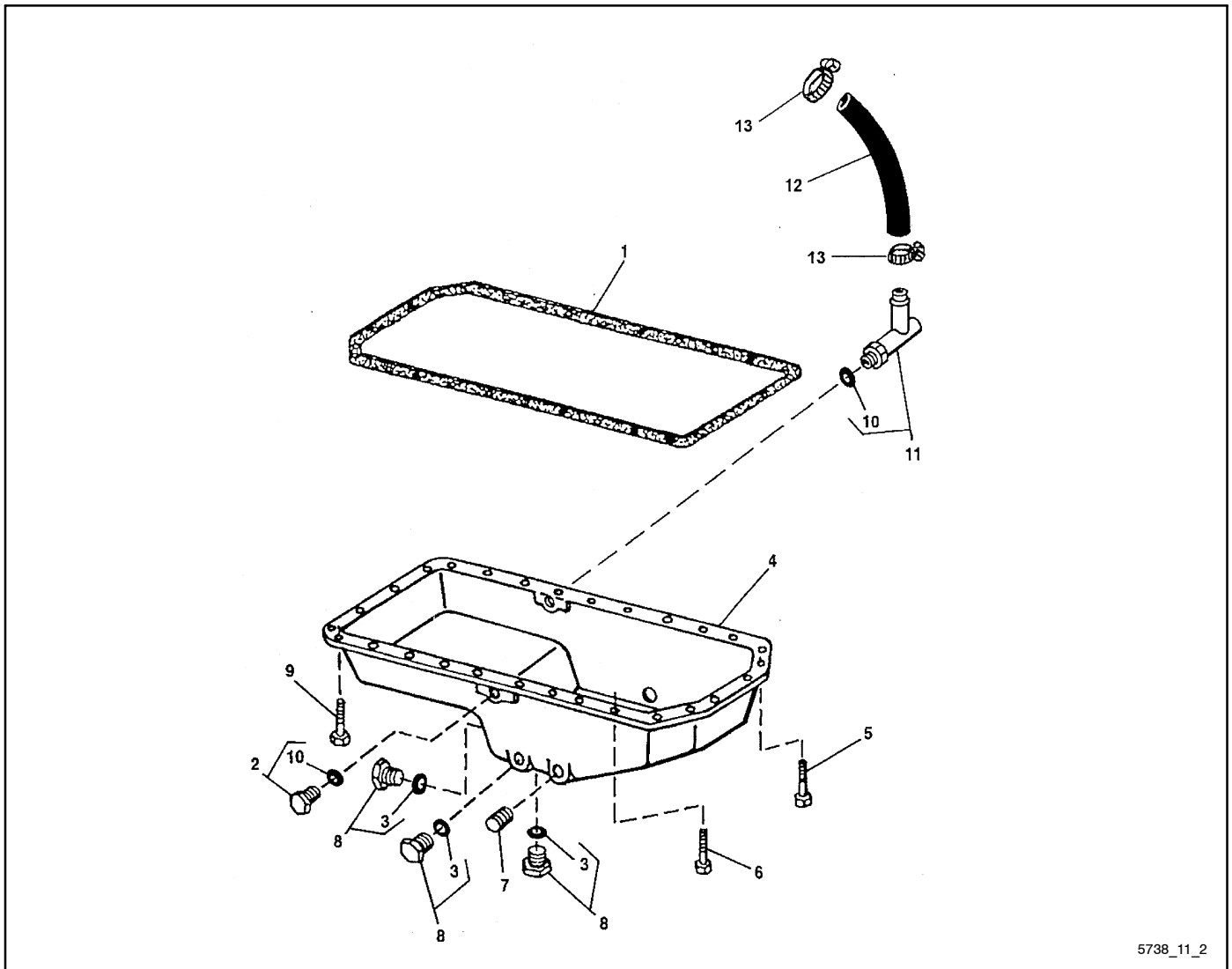


5738_11_1

Item	Part Number	Description	Quantity				
			Variation Number				
			1	2	3	4	5
1	223645	Gasket	1				
1	360525	Gasket		1			
2	223420	Pan, oil	1				
2	GM17532	Pan, oil		1			
4	#	Screw	4				
4	#	Screw, cap, M8 x 20		6			
5	223603	Washer	1				
5	360176	O-ring		2			
6	223616	Plug, drain	1				
6	360014	Plug		2			
7	#	Plug, pipe, 3/4 in.	1	1			
8	#	Screw	24				
8	#	Screw, cap, M8 x 16		22			
9	#	Plug, pipe, 1/2 in.	1				

Common hardware; procure locally.

Group 11: Oil Pan

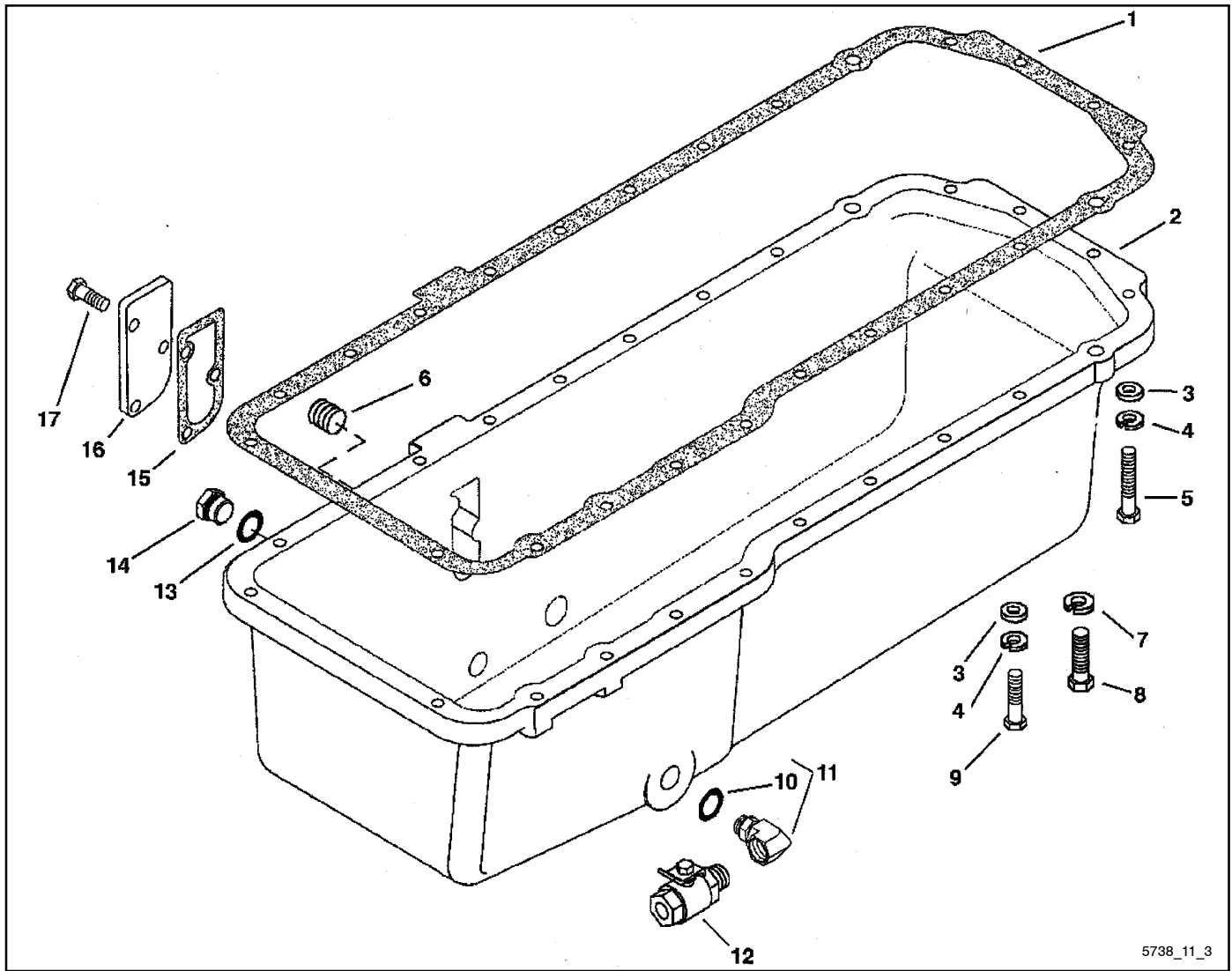


5738_11_2

Item	Part Number	Description	Quantity				
			Variation Number				
			1	2	3	4	5
1	360527	Gasket			1		
1	GM18724	Gasket				1	
2	GM17498	Fitting			1		
3	360176	O-ring, 15.3 x 2.2 mm			3		
4	360529	Pan, oil			1		
4	GM18816	Pan, oil				1	
5	#	Screw, M8 x 30				6	
5	#	Screw, M8 x 20					6
6	#	Screw, M8 x 25			18		
6	#	Screw, M8 x 16					30
7	#	Plug, pipe, 3/4 in.			1		
8	360014	Plug			3		
8	GM18800	Fitting, hose					1
9	#	Screw, M8 x 45			4		
10	GM17437	O-ring			2	1	
11	GM17512	Fitting, elbow			1		1
12	GM17490	Hose			1		
13	360062	Clamp			2		

Common hardware; procure locally.

Group 11: Oil Pan, continued



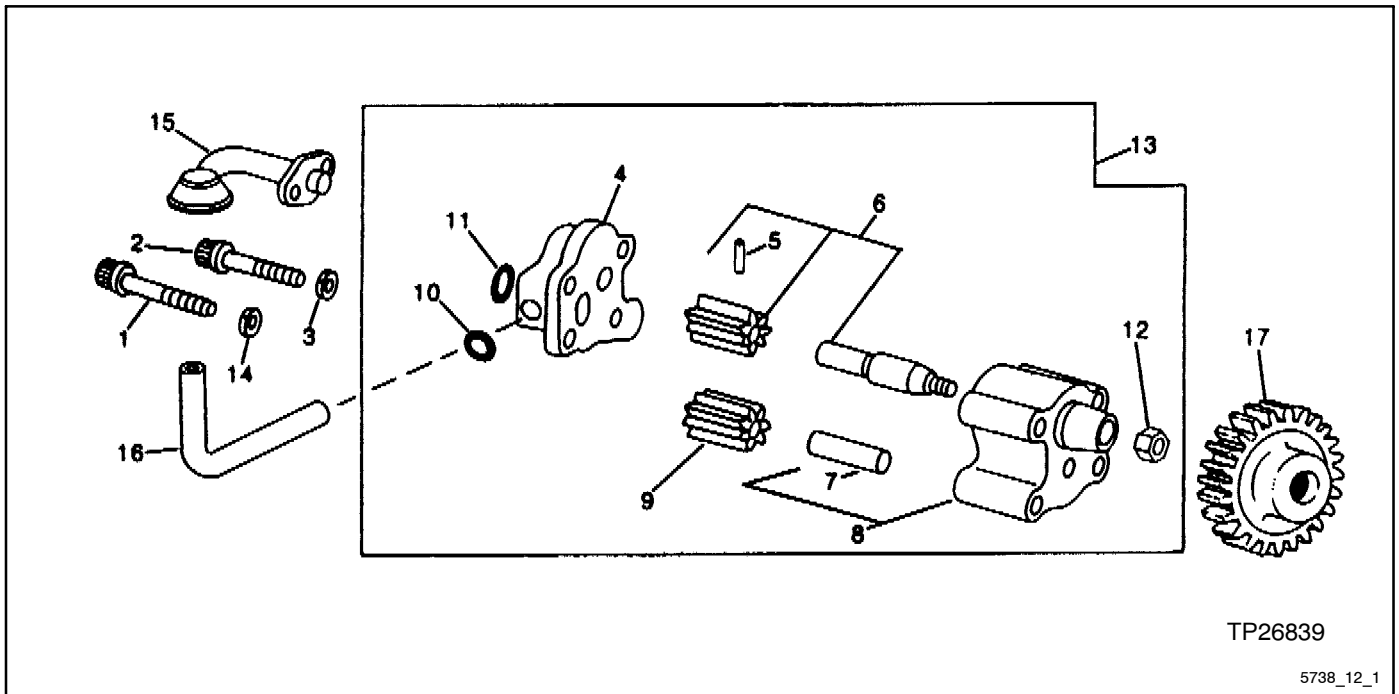
5738_11_3

Item	Part Number	Description	Quantity				
			Variation Number				
			1	2	3	4	5
1	GM18838	Gasket					1
2	GM18725	Pan					1
3	GM18662	Washer					22
4	X	Washer, lock					NA
5	#	Screw, 3/8 x 2 in.					4
6	#	Plug, pipe, 3/4 in.					1
7	GM18708	Washer					2
8	#	Screw, 1/2 x 1 3/4 in.					2
9	#	Screw, 3/8 x 1 1/2 in.					18
10	X	O-ring					NA
11	X	Fitting, elbow					NA
12	GM18856	Valve, shutoff					1
13	223466	O-ring					1
14	223458	Plug, drain					1
15	352875	Gasket					1
16	352790	Cover					1
17	#	Screw, 3/8 x 1 in.					3
—	352709	Gasket					1
—	352718	Adapter					1
—	GM18863	Intake, oil pump					3

Common hardware; procure locally.

X Item not sold separately.

Group 12: Engine Oil Pump



TP26839

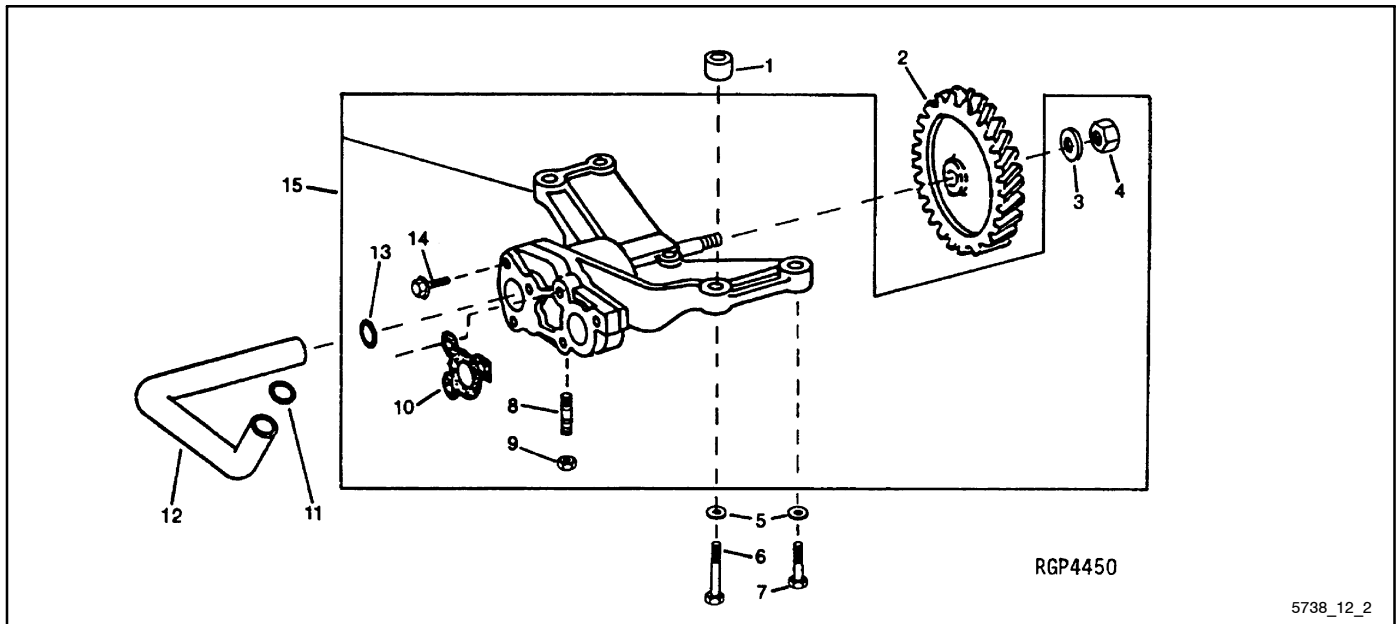
5738_12_1

Item	Part Number	Description	Quantity					
			Variation Number					
			1	2	3	4	5	6
1	224274	Screw, cap	2	2				
1	#	Screw, M8 x 65			2	2		
1	#	Screw, M8 x 100					2	
2	224279	Screw, cap	2	2				
2	#	Screw, M8 x 100			2	2		
2	#	Screw, M8 x 65					2	
3	#	Washer, 0.394 x 0.630 x 0.120 in.	2	2				
4	X	Cover	1	1				1
5	224266	Pin, groove	1	1				
6	X	Pinion	1	1				1
7	X	Pin, dowel	1	1				
8	X	Housing	1	1				1
9	X	Gear	1	1				1
10	223511	O-ring	1	1				
10	336458	O-ring, 15.469 x 3.531 mm			1	1	1	
11	224035	O-ring	1	1	1	1	1	
12	#	Nut, 1/2 in.	1	1	1	1	1	
13	223596	Kit, oil pump	1	1				
13	GM17509	Pump, oil			1	1	1	
14	224159	Washer						
15	224294	Intake, oil pump	1	1				
15	360104	Tube			1	1		
15	GM18872	Intake, oil pump						1
15	GM17542	Intake, oil pump			1			
15	360523	Intake, oil pump				1		
16	352054	Tube, oil	1					
16	223608	Tube, oil		1				
16	360104	Tube						1
17	223631	Gear, 33 teeth	1	1				
17	360524	Gear			1	1	1	
18	352146	Kit, engine oil (includes items 1-3, 10, 11, 14-16)	1					

Common hardware; procure locally.

X Item not sold separately.

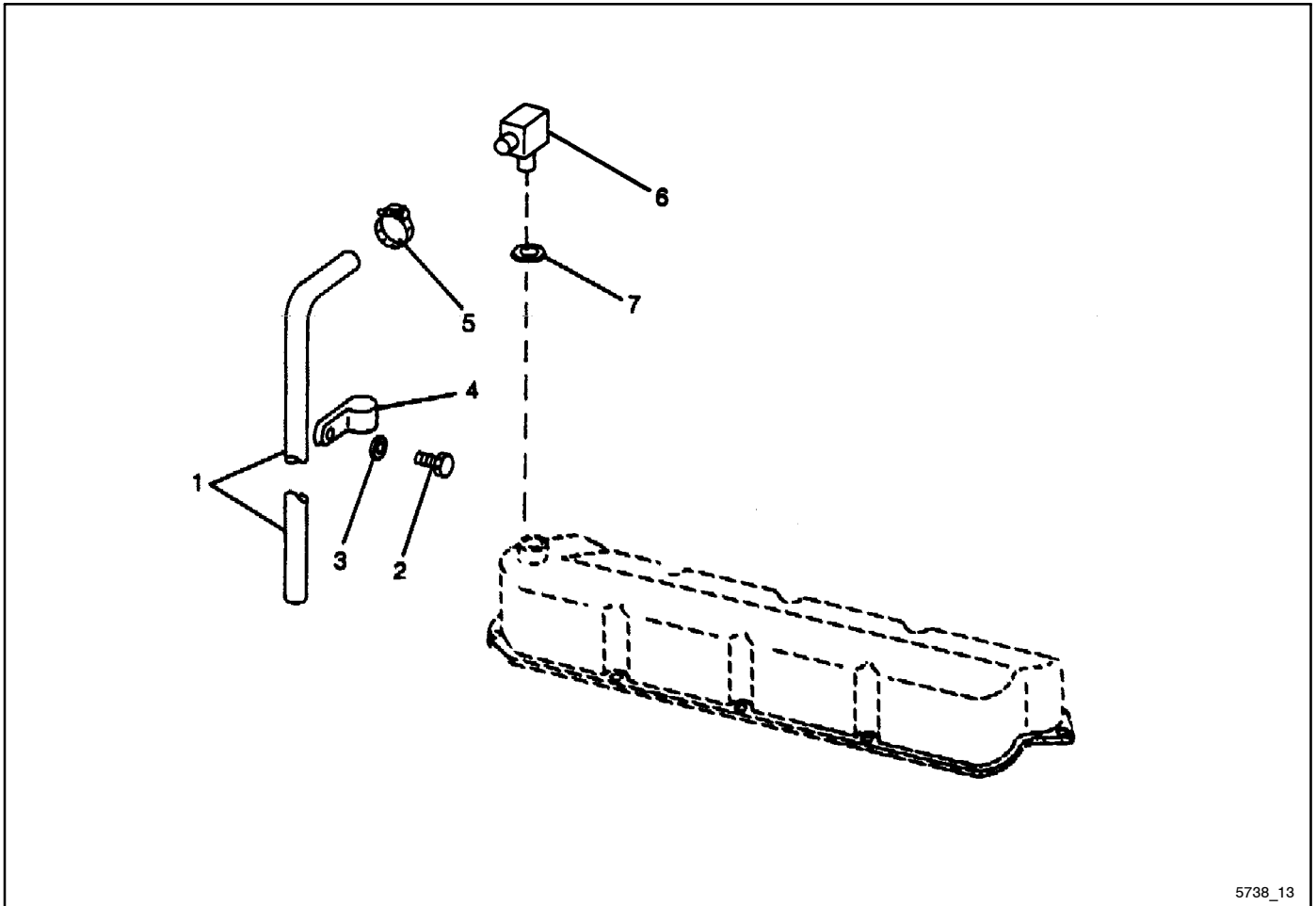
Group 12: Engine Oil Pump, continued



Item	Part Number	Description	Quantity					
			Variation Number					
			1	2	3	4	5	6
1	GM18727	Bushing						2
2	223817	Gear						1
3	223982	Washer						1
4	#	Nut, 1/2 in.						1
5	#	Washer						4
6	#	Screw, 3/8 x 1 7/8 in.						2
7	#	Screw, 9.525 x 34.925 mm						2
8	#	Screw, set, 5/16 in.						1
9	#	Nut						1
10	352709	Gasket						1
11	223850	O-ring						1
12	352732	Tube, oil						1
13	223850	O-ring						1
14	352719	Screw, cap						5
15	352863	Pump, oil						1

Common hardware; procure locally.

Group 13: Vent Tube

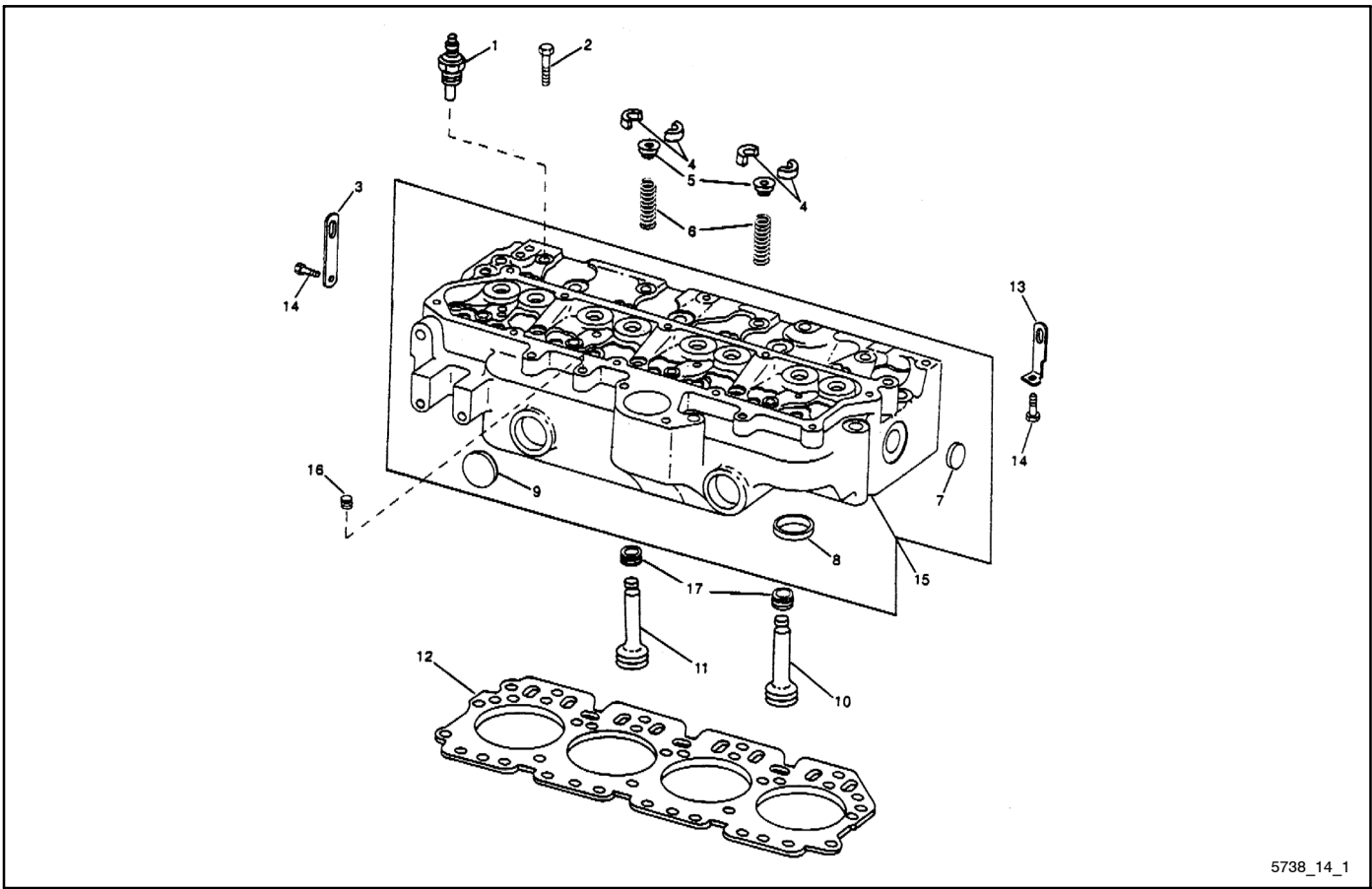


5738_13

Item	Part Number	Description	Quantity			
			Variation Number			
			1	2	3	4
1	233450	Hose	1			
1	GM17459	Hose		1	1	
1	224237	Hose, 0.75-0.76 x 120 in. vent				1
2	#	Screw, 3/8-16 x 7/8 in.	1			
2	#	Screw, M8 x 20		1		
3	#	Washer, 13/32 x 11/16 x .06 in.	1			
4	#	Clamp	1			
4	360530	Clamp		1		
5	#	Clamp	1			
5	GM18881	Clamp				1
6	223551	Fitting, elbow	1			
6	360098	Fitting, elbow		1	1	
7	223491	O-ring	1			
7	223851	O-ring		1	1	

Common hardware; procure locally.

Group 14: Cylinder Head



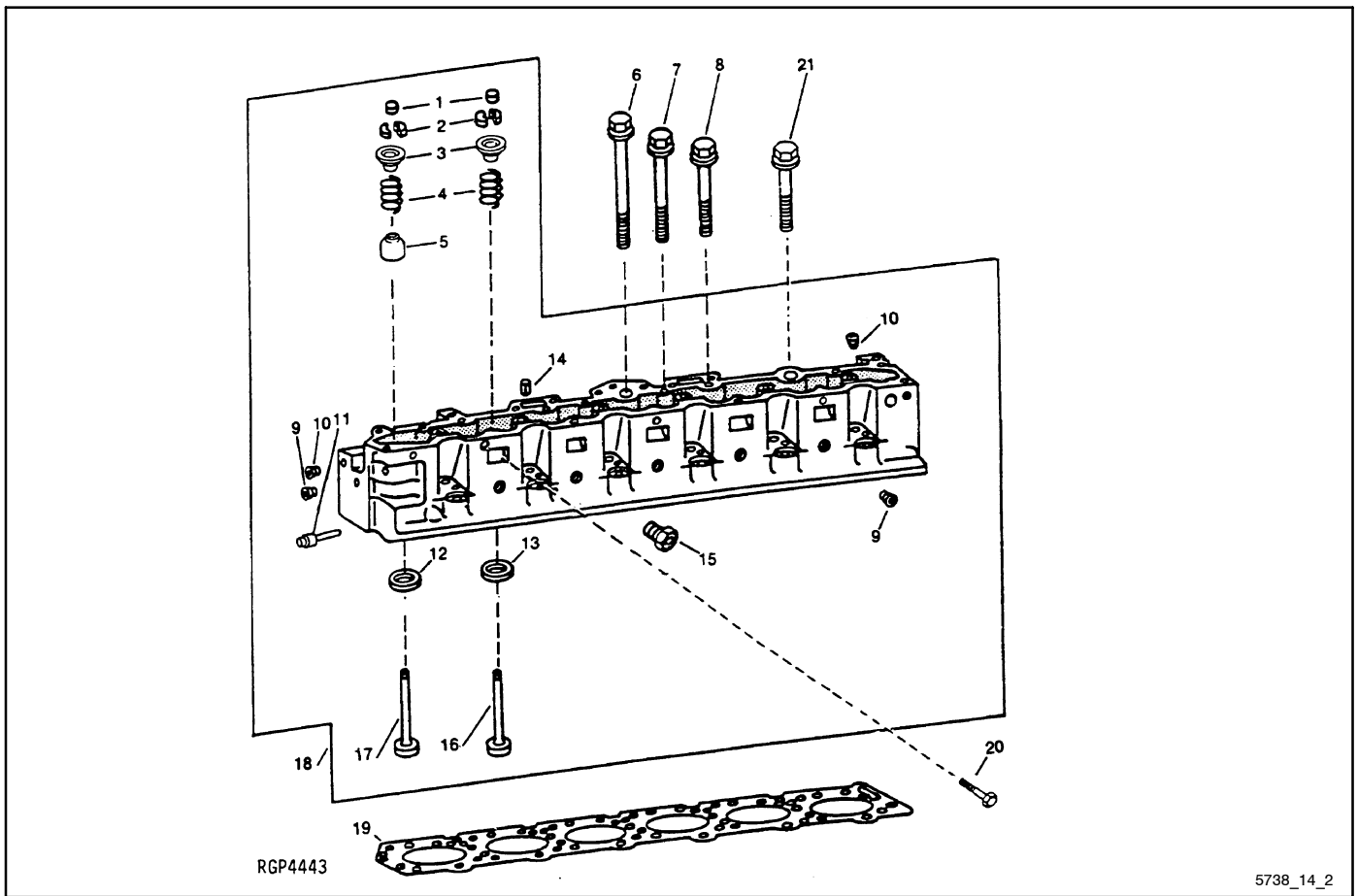
5738_14_1

Item	Part Number	Description	Quantity			
			Variation Number 1	Variation Number 2	Variation Number 3	Variation Number 4
1	Not used					
2	224164	Screw, cap, 12.7 x 112 mm	18	18	26	
3	224337	Strap	1			
4	224184	Lock	16	16	24	
4	223455	Spring		8		
5	224176	Rotator	8	8	12	
6	223455	Spring	8		12	
7	223409	Cap	2			
7	223448	Cap		1	1	
8	224162	Insert, intake valve, standard	4	4	6	
8	224289	Insert, intake valve, oversize	4	4	6	
8	224166	Insert, exhaust valve, standard	4	4	6	
8	224288	Insert, exhaust valve, oversize	4	4	6	
9	224157	Cap	2	2	3	
9	360174	Fitting		1	1	
10	224156	Valve, exhaust, standard	4	4	6	
10	224153	Valve, exhaust, 0.015 in. oversize	4	4		
10	224151	Valve, exhaust, 0.030 in. oversize	4	4		
11	224168	Valve, intake, standard	4	4	6	
11	224193	Valve, intake, 0.015 in. oversize	4	4		
11	224197	Valve, intake, 0.030 in. oversize	4	4		
12	223552	Gasket	1			
12	360531	Gasket, engine cylinder head		1		
12	360094	Gasket, cylinder head			1	
13	224284	Strap	1			
14	#	Screw, 1/2 x 1 in.	2			
15	224295	Head, cylinder	1			
15	360532	Head, cylinder		1		
15	X	Washer			1	
15	360022	Head, cylinder			1	
16	224268	Plug, pipe	1	1	1	
17	224243	Seal	8	8	12	

Common hardware; procure locally.

X Item not sold separately.

Group 14: Cylinder Head



RGP4443

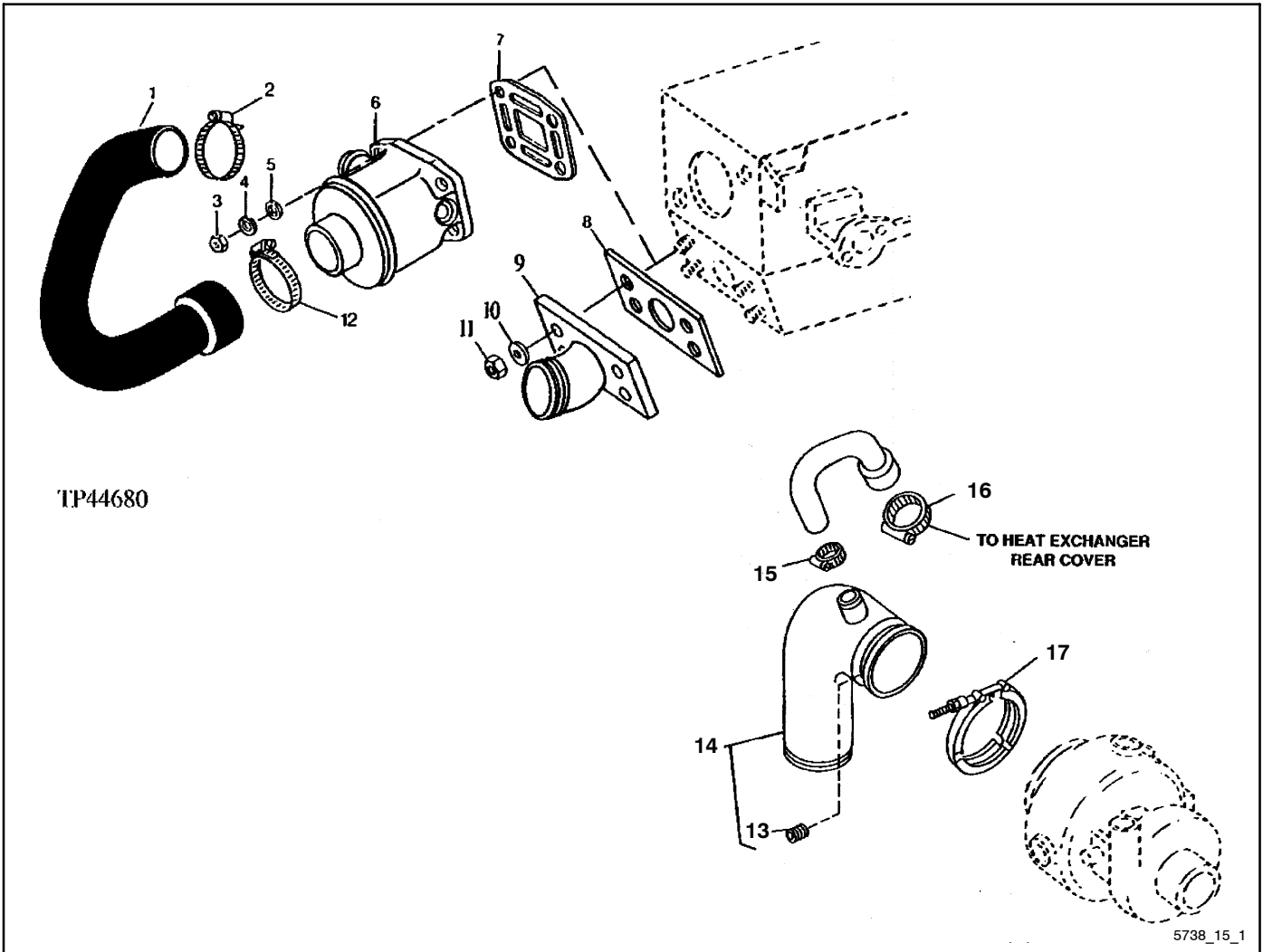
5738_14_2

Item	Part Number	Description	Quantity			
			1	2	3	4
1	223617	Cap				12
2	223612	Retainer				24
3	GM18710	Cap				12
4	223905	Spring				12
5	336446	Washer, thrust				6
6	352755	Screw, cap				7
7	352754	Screw, cap				8
8	352744	Screw, cap				6
9	GM18805	Plug, pipe				10
10	#	Plug, pipe, 1/2 in.				2
11	352704	Plug				1
12	352735	Insert, valve seat				6
13	352751	Insert, valve seat				6
14	#	Pin, spring, 3/16 x 3/4 in.				1
15	223856	Plug, pipe				1
16	223869	Valve, intake				6
16	224136	Valve, intake				AR
16	224149	Valve, intake				AR
16	224142	Valve, intake				AR
16	224133	Insert, valve seat				6
17	223870	Valve, exhaust				6
17	224134	Valve, exhaust				AR
17	224143	Valve, exhaust				AR
17	224135	Valve, exhaust				AR
17	224139	Insert, valve seat				6
18	352860	Head, cylinder				1
19	352840	Gasket				1
20	#	Screw, 5/8 x 3/4 in.				1
21	352753	Screw, cap				5

AR As Required

Common hardware; procure locally.

Group 15: Exhaust Manifold

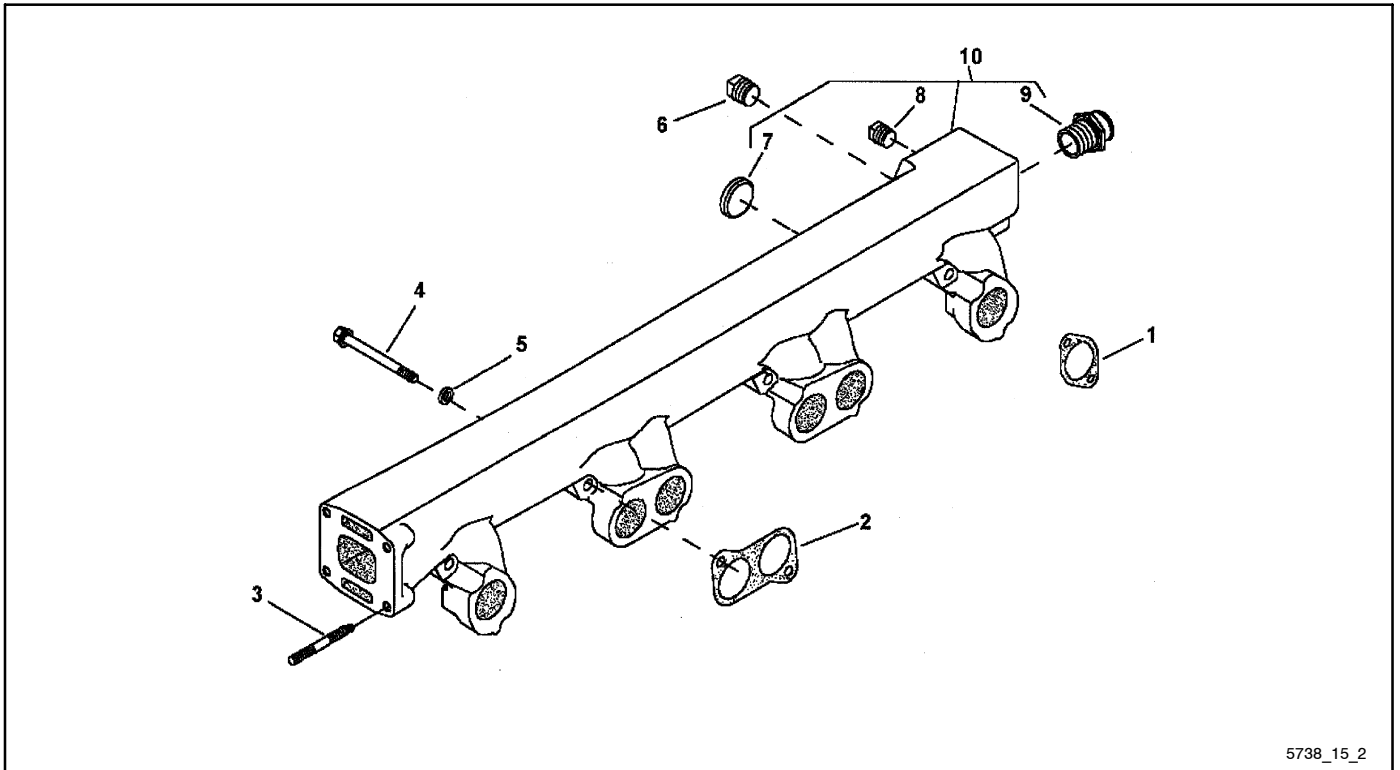


Item	Part Number	Description	Quantity				
			Variation Number				
			1	2	3	4	5
1	352042	Hose		1			
2	#	Clamp		1			
3	#	Nut, 3/8 in.		4			
4	#	Washer, lock 3/8 in.		4			
5	#	Washer, 13/32 x 13/16 x 0.065 in.		AR			
6	352113	Adapter		1			
6	—	Elbow, wet exhaust (see Group 105)					1
7	352029	Gasket		1	1		1
8	352029	Gasket		1	1		
9	352059	Adapter			1		
9	224268	Plug, pipe (not shown)					
10	#	Washer, lock, 3/8 in.			4		
10	#	Washer, 10.5 x 18 x 1.6 mm					
11	#	Nut, 3/8 in.			4		
11	#	Nut, M10					
12	#	Clamp			1		
13	#	Plug, pipe, 1/8 in.	1				
14	352127	Elbow, exhaust	1				
15	#	Clamp	1				
16	#	Clamp	1				
17	352117	Clamp	1				

AR As Required

Common hardware; procure locally.

Group 15: Exhaust Manifold

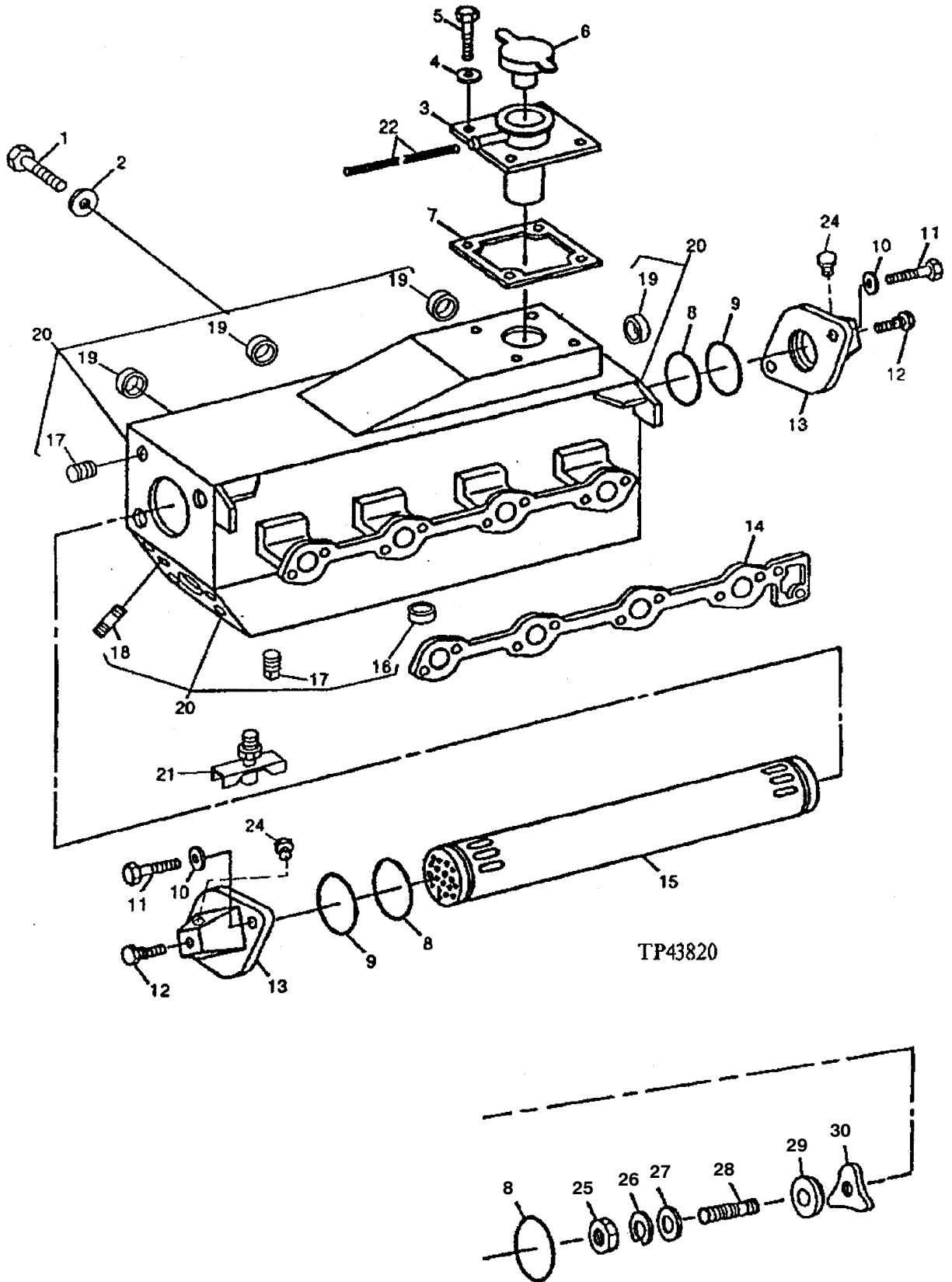


5738_15_2

Item	Part Number	Description	Quantity			
			Variation Number			
			1	2	3	4
1	352869	Gasket				2
2	352870	Gasket				2
3	352072	Stud				4
4	GM18849	Kit, screw				1
5	223821	Washer				8
6	#	Plug, pipe, 3/4 in.				1
7	224157	Cap				3
8	#	Plug, pipe, 1/2 in.				2
9	GM18734	Adapter				1
10	GM18834	Manifold, exhaust				1

Common hardware; procure locally.

Group 16: Engine Cooling System



5738_16_1

Group 16: Engine Cooling System

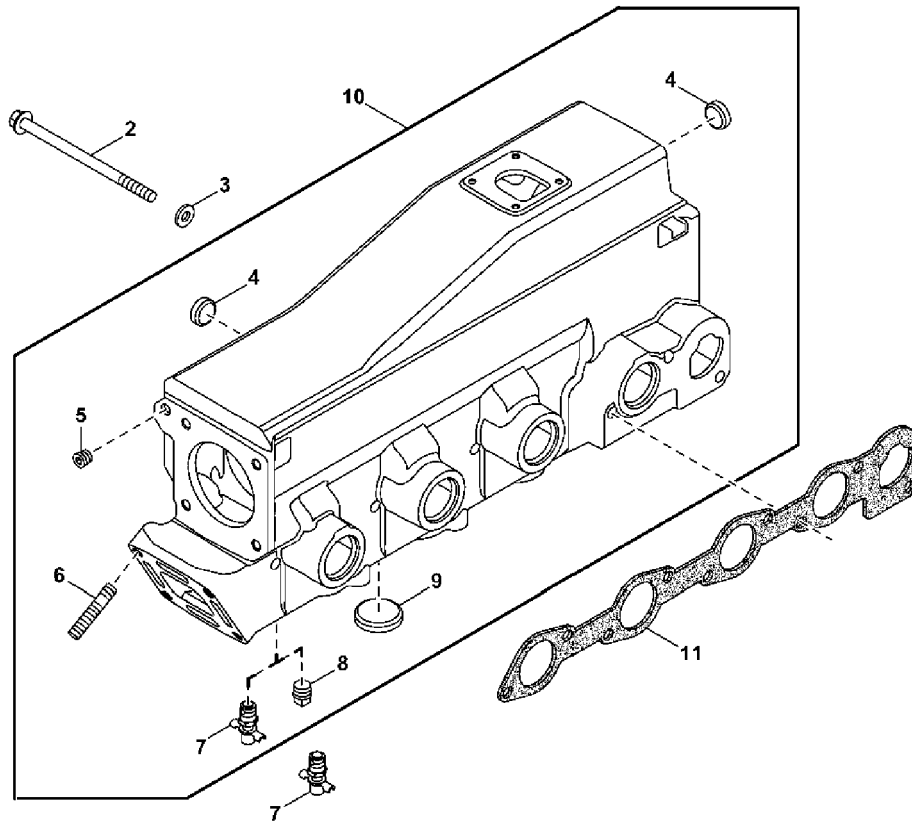
Item	Part Number	Description	Quantity	
			Variation Number	
			1	2
1	#	Screw, 3/8 x 6 1/2 in.	10	10
2	#	Washer, 13/32 x 13/16 x 0.065 in.	10	
2	#	Washer, 13/32 x 23/32 x 0.12		10
3	352112	Neck, filler	1	
3	352118	Neck, filler		1
4	#	Washer, 9/32 x 1/2 x 1/16 in.	4	4
5	#	Screw, 1/4 x 5/8 in.	4	4
6	352019	Cap, filler	1	1
7	352033	Gasket	1	1
8	352022	O-ring	2	2
9	352021	O-ring	2	
10	#	Washer, 13/32 x 23/32 x 0.12	4	4
11	#	Screw, 3/8 x 1 1/2 in.	4	4
12	352142	Anode, zinc	2	2
13	352143	Cover	2	2
14	352034	Gasket	1	1
15	352030	Exchanger, heat	1	
15	GM17526	Exchanger, heat		1
16	224157	Cap	3	3
17	#	Plug, pipe, 1/4 in.	3	3
18	352056	Stud	4	
18	352072	Stud		4
19	223409	Cap	4	4
20	352111	Housing	1	1
21	223435	Valve, drain	1	1
22	352081	Tube	1	
23	352023	Plug, drain	2	
23	X	Label		2
25	#	Nut, 3/8 in.		1
24	352023	Plug, drain	2	2
26	#	Washer, lock, 3/8 in.		1
27	#	Washer, 13/32 x 23/32 x 0.12		1
28	352020	Stud		1
29	352043	Plug		1
30	352044	Strap		1

Common hardware; procure locally.

X Item not sold separately.

Group 16: Engine Cooling System, continued

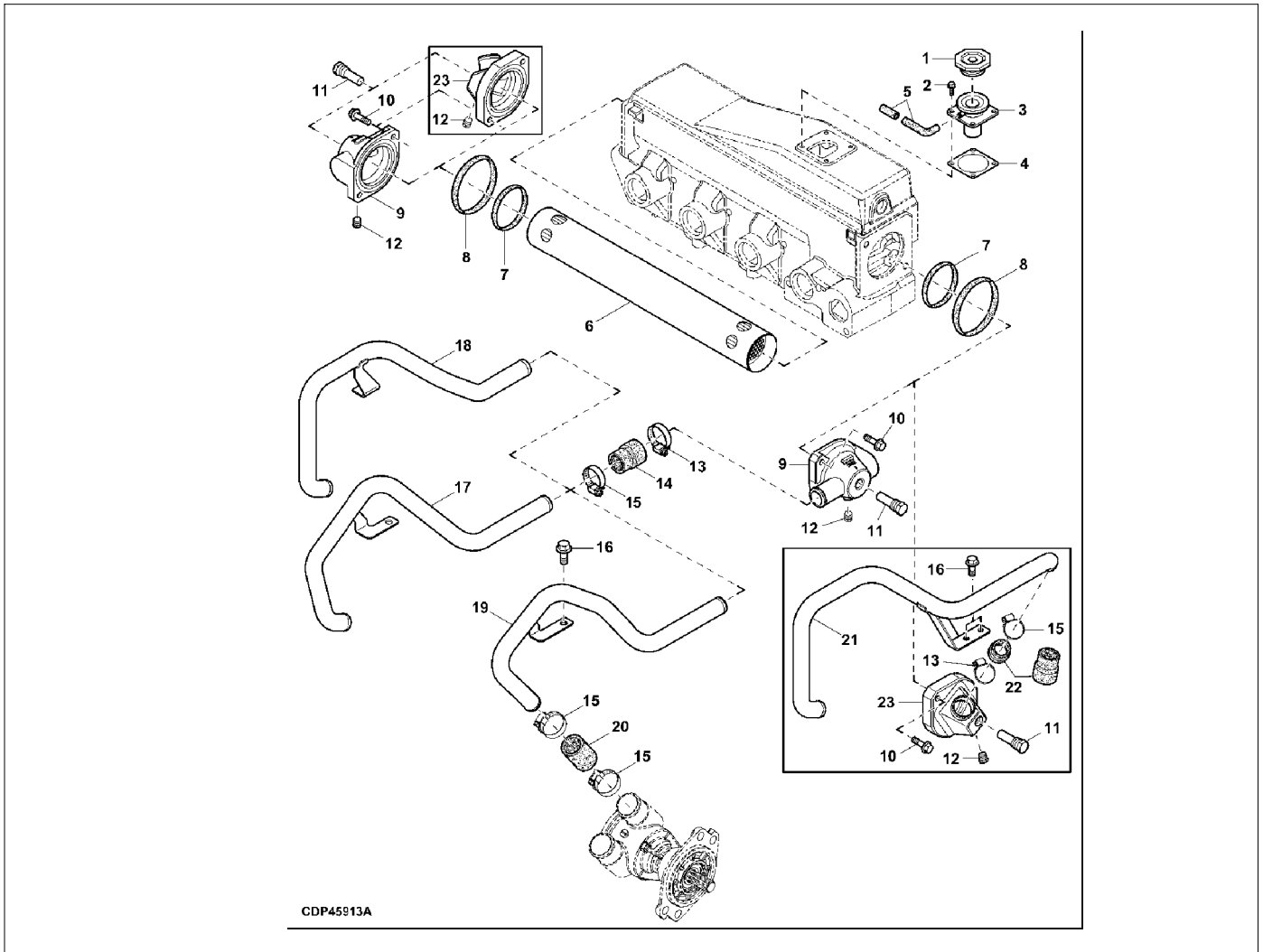
40-65 kW Shown



Item	Part Number	Description	Quantity	
			3	4
1	—	Label	1	1
2	#	Screw, M10 x 165	9	9
3	#	Washer, 13/32 in. x 7/8 in. x 0.120 in.	9	9
4	#	Plug, OD = 25.7 mm	4	4
5	#	Pipe plug, 1/4 in.	1	
5	224268	Pipe plug, 1/8 in.		1
6	GM17480	Stud	4	4
7	223435	Drain valve	1	1
8	#	Pipe plug, 1/4 in.	3	3
9	224157	Cap	3	3
10	GM17522	Housing	1	
10	GM18820	Housing		1
11	GM17486	Gasket	1	
11	GM18732	Gasket		1

Common hardware; procure locally.

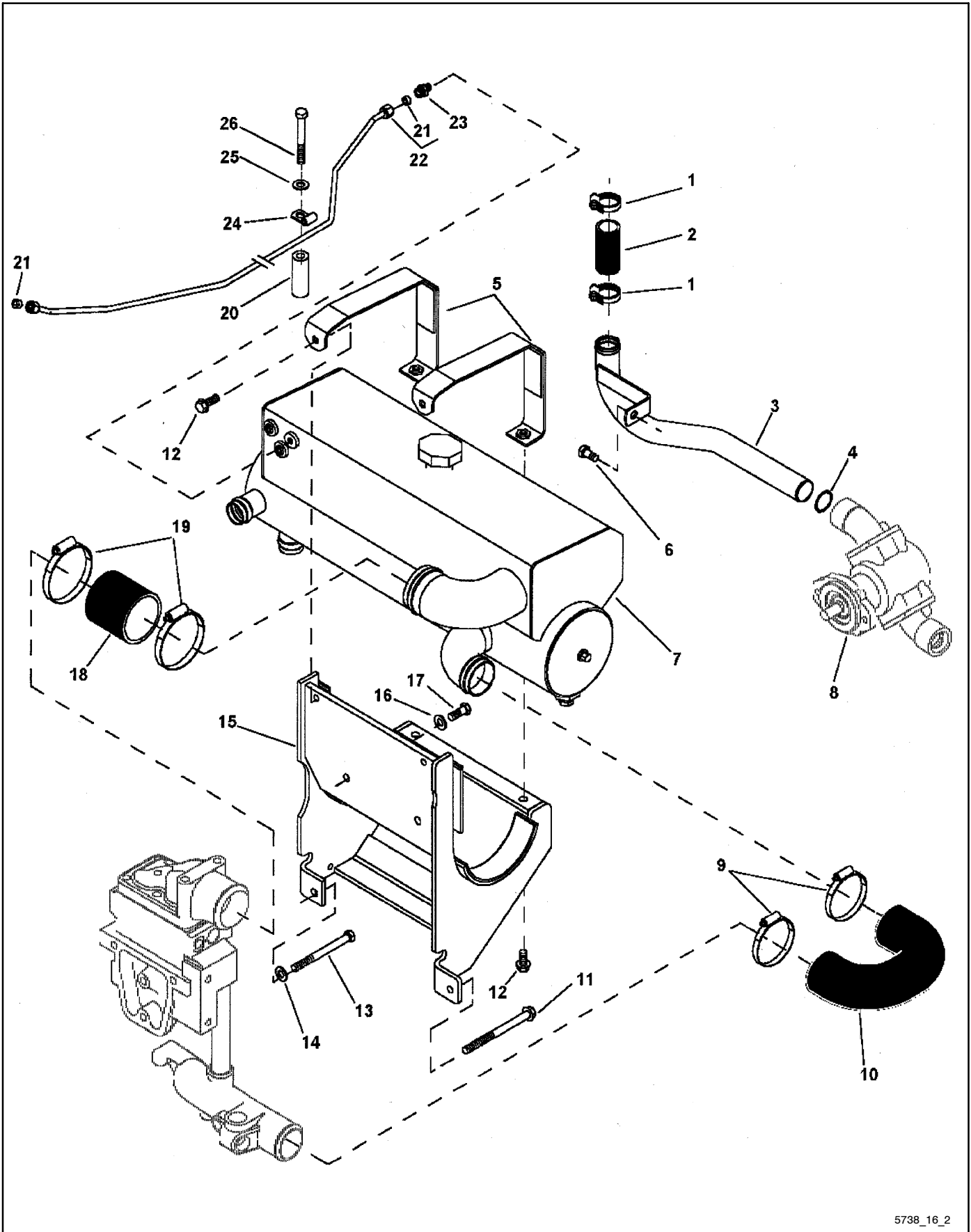
Group 16: Engine Cooling System, continued



Item	Part Number	Description	Quantity Variation	
			3	4
1	GM17497	Filler cap	1	1
2	#	Screw, M6 x 16	4	4
3	352112	Filler neck	1	1
4	352033	Gasket	1	1
5	352081	Hose, 2100 mm	1	1
6	GM17526	Heat exchanger	1	
6	GM18832	Heat exchanger		1
7	352021	O-ring	2	2
8	352022	O-ring	2	2
9	GM26367	Cover, heat exchanger (generator set serial number 741565 and after)	2	2
10	#	Screw, M10 x 35	4	4
11	352142	Zinc anode	2	2
12	352023	Drain plug	2	2
13	GM18882	Clamp	1	1
14	GM50632	Hose, ID 38 x 32 mm	1	1
15	GM50633	Clamp	1	1
16	GM32765	Screw	1	1
17	GM32992	Tube (replaced by GM50938)	1	1
18	GM50938	Tube	1	1
19	GM49146	Tube	1	1
20	GM17492	Hose	1	1
21	GM17520	Tube (before generator set serial number 741565, use with 352143)	1	1
22	352032	Hose	1	1
23	352143	Cover (before generator set serial number 741565)	1	1

Common hardware; procure locally.

Group 16: Engine Cooling System, continued



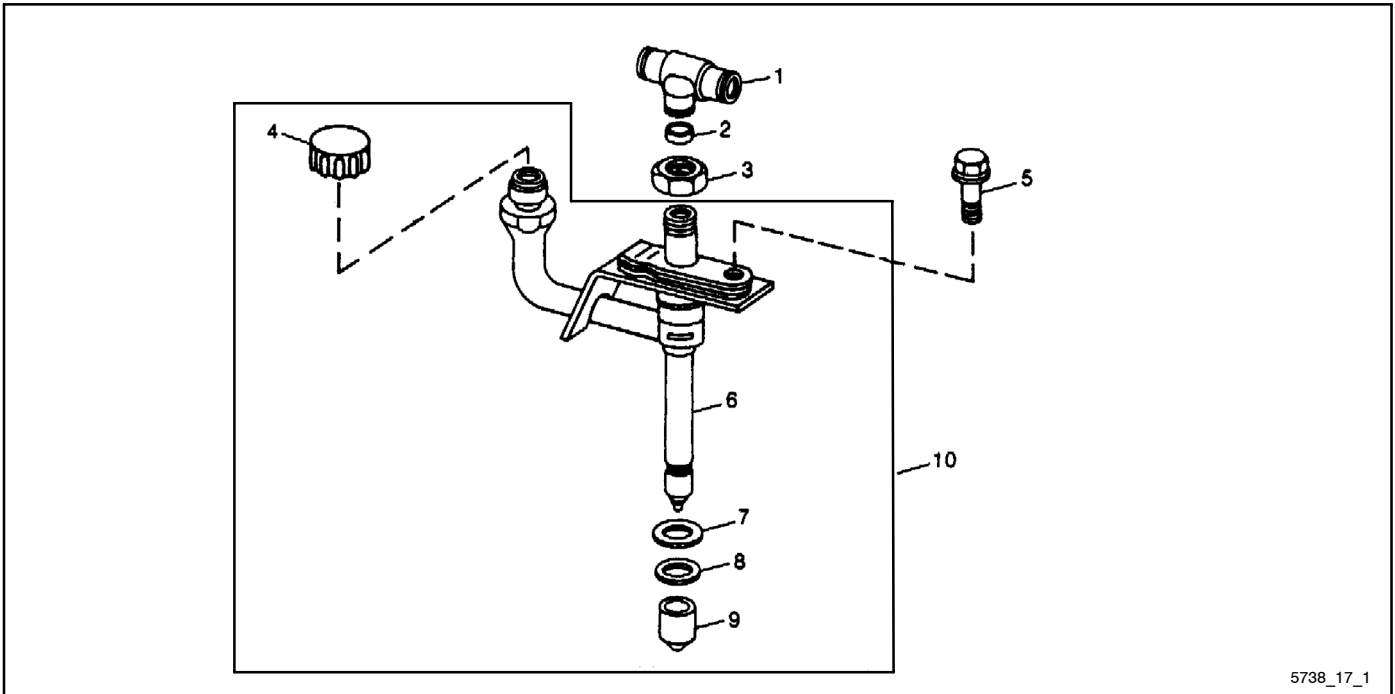
5738_16_2

Group 16: Engine Cooling System, continued

Item	Part Number	Description	Quantity				
			Variation Number				
			1	2	3	4	5
1	GM18881	Clamp					2
2	GM18742	Hose					1
3	GM18845	Tube					1
4	223850	O-ring					1
5	GM18837	Retainer					2
6	#	Screw, 3/8 x 3/4 in.					1
7	GM18829	Tank					1
8	GM18787	Pump, water					1
9	GM18882	Clamp					2
10	GM18740	Hose					1
11	GM18663	Screw					1
12	#	Screw, 3/8 x 1 in.					4
13	#	Screw, 3/8 x 4 in.					1
14	#	Washer, 13/32 x 11/16 x 0.065 in.					1
15	GM18835	Bracket					1
16	#	Washer, 13/32 x 13/16 x 0.065 in.					2
17	#	Screw, 3/8 x 1 in.					2
18	GM18741	Hose					1
19	GM18883	Clamp					2
20	GM18673	Spacer					1
21	223476	Packing					2
22	GM18846	Line					1
23	GM18815	Fitting					1
24	GM18754	Clip					1
25	#	Washer, 13/32 x 13/16 x 0.065 in.					1
26	#	Screw					1
—	GM18685	Rod					1
—	352142	Anode, zinc					2
—	X-386-132	Hose to overflow bottle					1

Common hardware; procure locally.

Group 17: Fuel Injection Nozzle

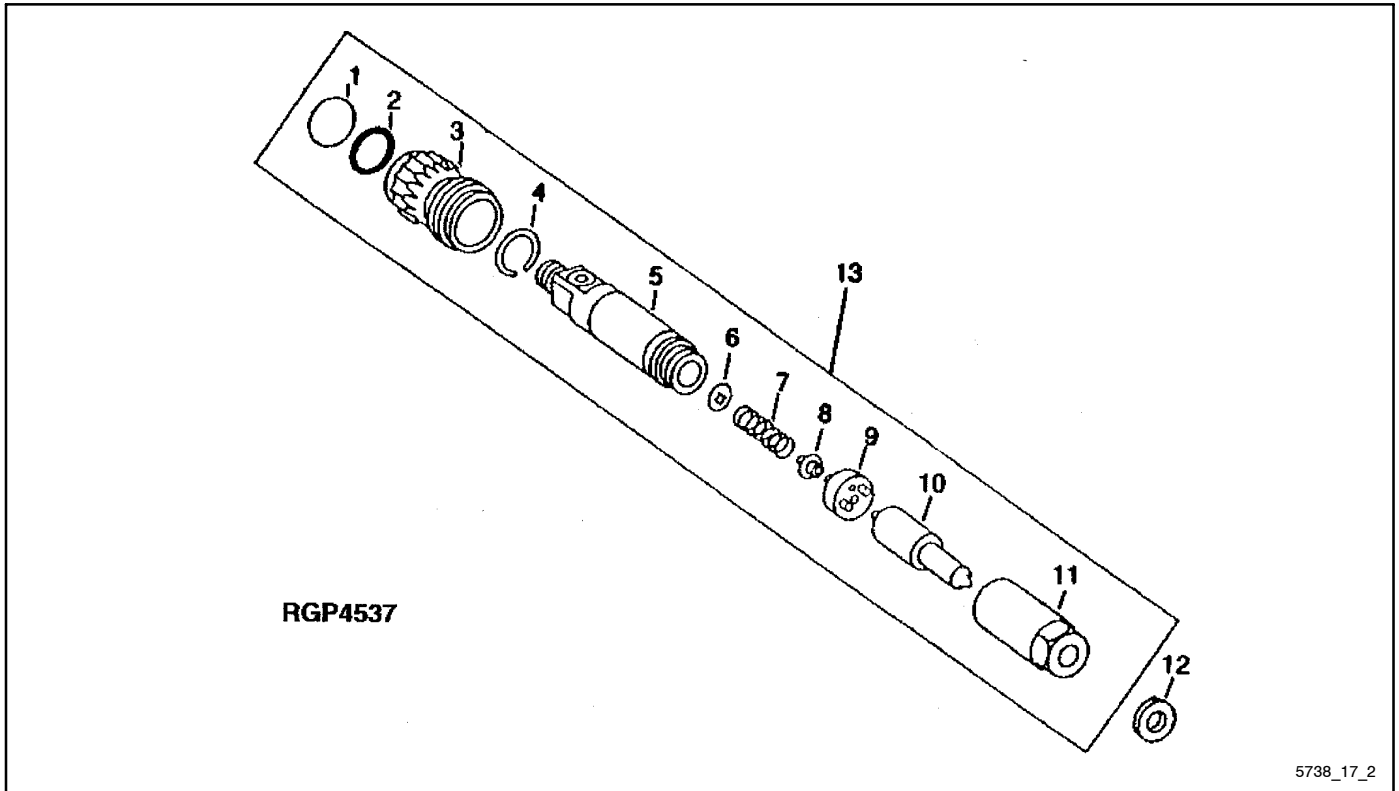


5738_17_1

Item	Part Number	Description	Quantity						
			Variation Number						
			1	2	3	4	5	6	7
1	223519	Fitting, tee	1	1					
1	360167	Fitting, tee				1	1	1	
2	223518	Washer, sleeve	1	1	1	1	1	1	
3	223517	Nut	1	1	1	1	1	1	
4	223660	Plug (use for service nozzle)	1	1					
4	X	Cap			1	1	1	1	
5	224188	Screw, cap	1	1					
5	360091	Screw			1	1	1	1	
6	X	Nozzle	1	1	1	1	1	1	
7	224277	Washer		1					
7	224285	Packing	1	1	1	1	1	1	
8	224270	Washer, oversize nozzle bore	1	1	1	1	1	1	
8	GM17473	Washer, standard nozzle bore			1	1	1	1	
9	X	Plug, plastic	1	1					
9	224257	Plug			1	1	1	1	
10	224299	Nozzle		1					
10	224171	Nozzle	1						
10	GM17535	Nozzle, injection			1				
10	360017	Nozzle, injection				1	1	1	

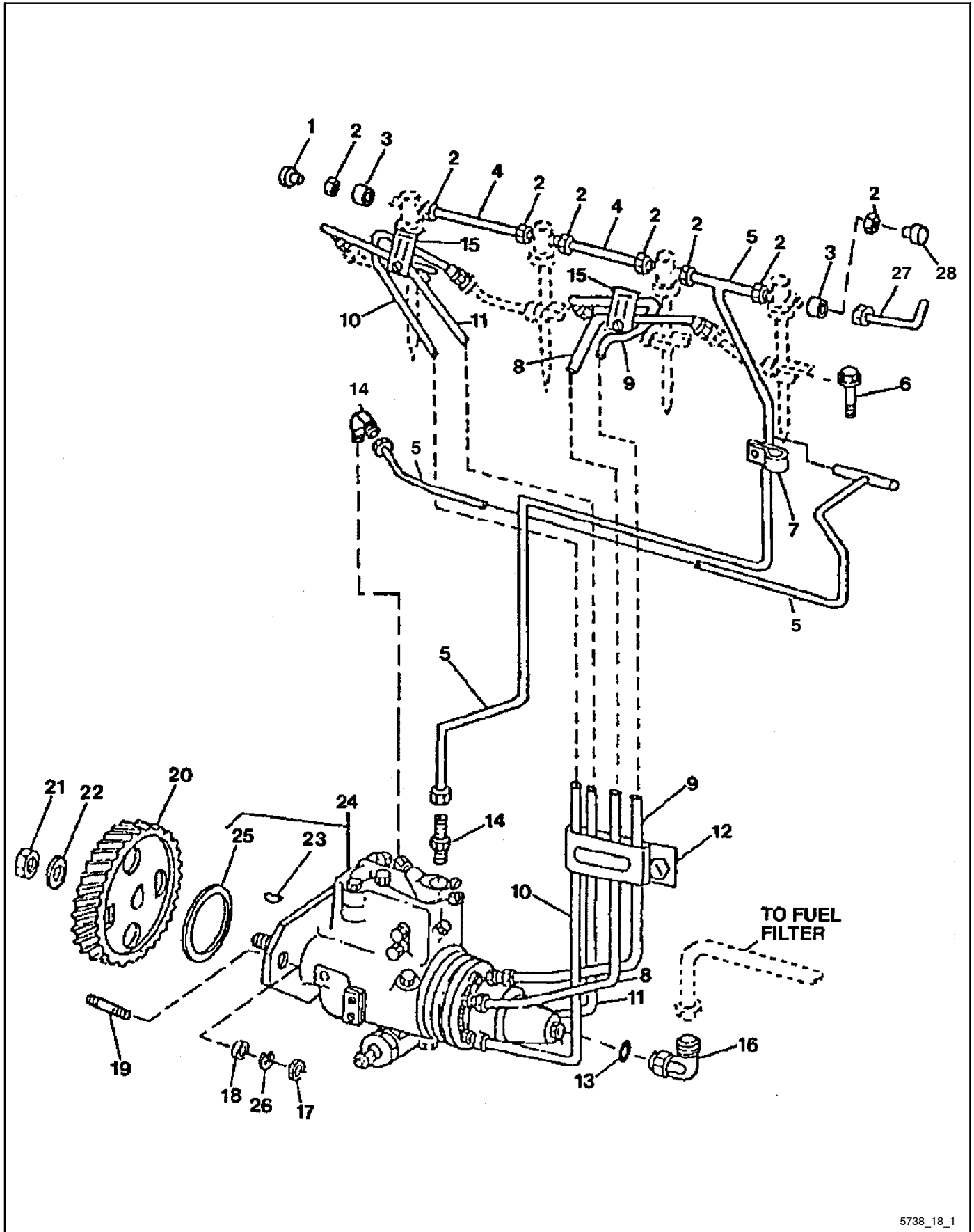
X Item not sold separately.

Group 17: Fuel Injection Nozzle



Item	Part Number	Description	Quantity						
			Variation Number						
			1	2	3	4	5	6	7
1	GM18751	Ring, snap							1
2	GM18716	O-ring							1
3	GM18753	Nut							1
4	GM18752	Ring, snap							1
5	GM17435	Nozzle, injection							1
6	GM18760	Washer, 1.02 mm							1
6	GM18761	Washer, 1.08 mm							1
6	GM18762	Washer, 1.12 mm							1
6	GM18763	Washer, 1.18 mm							1
6	GM18764	Washer, 1.22 mm							1
6	GM18765	Washer, 1.28 mm							1
6	GM18766	Washer, 1.30 mm							1
6	GM18767	Washer, 1.38 mm							1
6	GM18768	Washer, 1.42 mm							1
6	GM18769	Washer, 1.48 mm							1
6	GM18770	Washer, 1.50 mm							1
6	GM18771	Washer, 1.58 mm							1
6	GM18772	Washer, 1.60 mm							1
6	GM18773	Washer, 1.68 mm							1
6	GM18774	Washer, 1.70 mm							1
6	GM18775	Washer, 1.78 mm							1
6	GM18776	Washer, 1.82 mm							1
6	GM18777	Washer, 1.88 mm							1
6	GM18778	Washer, 1.90 mm							1
6	GM18779	Washer, 1.98 mm							1
7	GM18666	Spring							1
8	GM18667	Seat							1
9	GM18668	Plate							1
10	GM18792	Nozzle							1
11	GM18695	Nut							1
12	352806	Washer							1
13	352873	Nozzle, fuel injection							6

Group 18: Fuel Injection System



5738_18_1

Group 18: Fuel Injection System

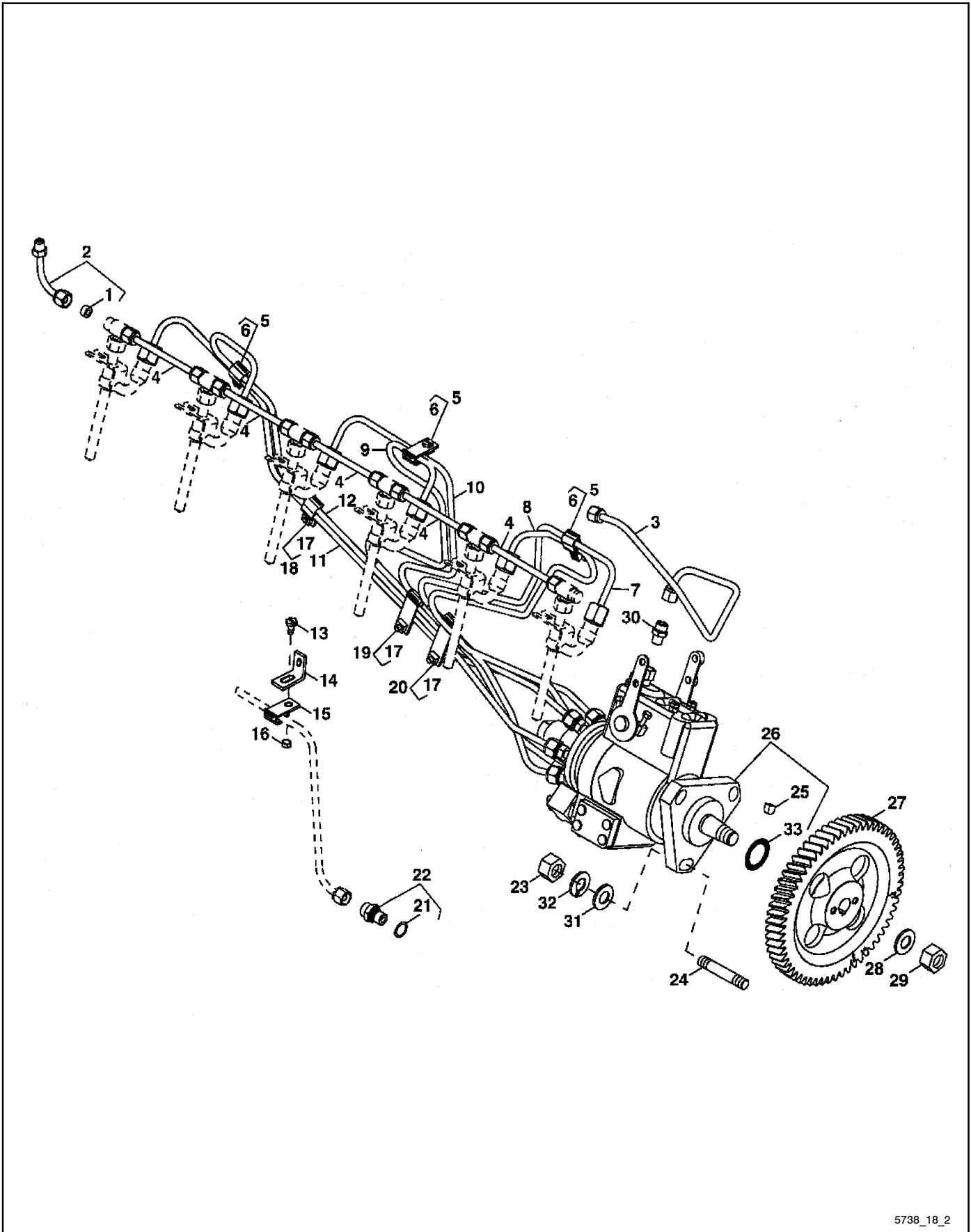
Item	Part Number	Description	Quantity							
			Variation Number							
			1	2	3	4	5	6	7	8
1	X	Rivet, 1/4 x 5/8 in.	AR	AR	AR	AR				
2	223477	Nut, tube	AR	AR	AR	AR				
2	360141	Nut					2	2	2	2
3	223476	Packing	AR	AR	AR	AR				
3	223710	Plug					2	2	2	2
4	223504	Tube	2	2	2	2				
4	360535	Tube					2	2	2	2
5	352126	Line, leak off	1	1						
5	352125	Line, leak off			1	1				
5	GM17549	Line, fuel					1	1	1	1
6	224188	Screw, cap	4	4	4	4				
7	224097	Clamp	1	1	1	1				
8	352135	Line, fuel, no. 4	1	1	1	1				
8	360539	Line, fuel, no. 4					1	1	1	1
9	352134	Line, fuel, no. 3	1	1						
9	360538	Line, fuel, no. 3					1	1	1	1
9	352138	Line, fuel, no. 3			1	1				
10	352133	Line, fuel, no. 2	1	1						
10	360537	Line, fuel, no. 2					1	1	1	1
10	352137	Line, fuel, no. 2			1	1				
11	352132	Line, fuel, no. 1	1	1						
11	360536	Line, fuel, no. 1					1	1	1	1
11	352136	Line, fuel, no. 1			1	1				
12	223573	Clamp	1	1	1	1				
12	223573	Clamp					1	1	1	1
12	#	Screw, cap, M6 x 12					1	1	1	1
13	223456	O-ring	1	1	1	1				
13	360178	O-ring, 9.3 x 2.2 mm					1	1	1	1
14	352155	Fitting, elbow			1	1				
14	223837	Fitting, elbow					1	1	1	1
15	223572	Clamp	2	2	2	2				
15	223572	Clamp					2	2	2	2
15	#	Screw, cap, M6 x 12					2	2	2	2
16	223447	Fitting, tee	1	1	1	1				
16	224154	Fitting, straight	1	1						
16	360037	Fitting					1	1	1	1
17	X	Nut, 5/16 in.	3	3	3	3				
17	#	Nut, M8					3	3	3	3
18	X	Washer, 11/32 x 11/16 x 0.065 in.	3	3	3	3				
18	#	Washer, lock, 8.1 mm					3	3	3	3
19	224335	Stud	3	3	3	3				
19	360091	Screw					3	4	4	4
20	224238	Gear, 48 teeth	1	1						
20	223540	Gear, 48 teeth			1	1				
20	360153	Gear					1	1	1	1
21	224161	Nut, M14	1	1	1	1	1	1	1	1
22	223471	Washer, lock	1	1	1	1				
22	GM17456	Washer					1	1	1	1
23	223406	Key, shaft, 5/32 x 5/8 in.	1	1	1	1	1	1	1	1
24	352119	Pump, fuel injection, 12-volt	1							
24	352153	Pump, fuel injection, 24-volt		1						
24	352115	Pump, fuel injection, 12-volt			1					
24	352152	Pump, fuel injection, 24-volt				1				
24	GM17518	Pump, fuel injection					1			
24	GM17519	Pump, fuel injection						1		
24	GM17516	Pump, fuel injection							1	
24	GM17517	Pump, fuel injection								1
25	224172	O-ring	1	1						
25	GM17555	O-ring, 44.12 x 2.616					1	1		
25	GM17487	O-ring								1
26	#	Washer, lock, 0.319 in.	3	3	3	3				
26	224338	Washer, 8.738 x 17.475 x 1.651 mm					3	3	3	3
27	352149	Line	1	1						
28	223710	Plug	1	1	1	1				

AR As Required

Common hardware; procure locally.

X Item not sold separately.

Group 18: Fuel Injection System, continued



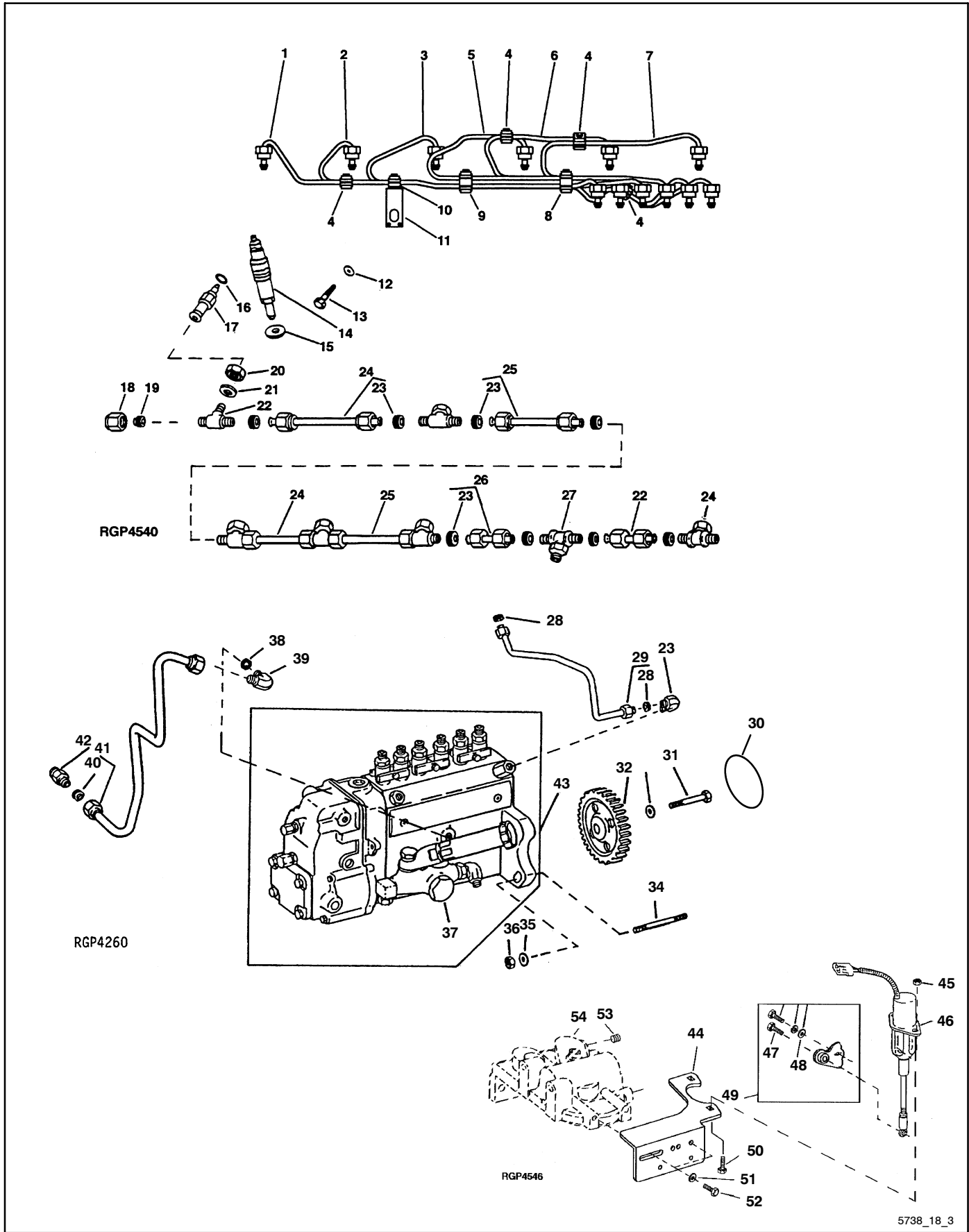
5738_18_2

Group 18: Fuel Injection System, continued

Item	Part Number	Description	Quantity			
			Variation Number			
			9	10	11	12
1	223476	Packing	1	1		
2	352126	Line, leak off	1	1		
3	360035	Line, fuel	1	1		
4	360535	Tube	5	5		
5	223572	Clamp	3	3		
6	#	Screw, M6 x 12	3	3		
7	GM17370	Line, fuel	1	1		
8	GM17371	Line, fuel	1	1		
9	GM17372	Line, fuel	1	1		
10	GM17373	Line, fuel	1	1		
11	GM17374	Line, fuel	1	1		
12	GM17375	Line, fuel	1	1		
13	#	Screw, M8 x 16	1			
14	360088	Strap, bracket	1	1		
15	360171	Clip	1	1		
16	#	Nut, flange, M8	1	1		
17	#	Screw, M6 x 12	4	4		
18	223572	Clamp	2	2		
19	223573	Clamp	1	1		
20	224070	Clamp	1	1		
21	360178	O-ring	1	1		
22	360037	Fitting	1	1		
23	#	Nut, M8	3	3		
24	360092	Stud	3	3		
25	223406	Key, woodruff	1	1		
26	GM18813	Pump, fuel injection	1			
26	GM18813	Pump, fuel injection		1		
27	360153	Gear, 60 teeth	1	1		
28	GM17456	Washer	1	1		
29	224161	Nut	1	1		
30	223820	Fitting	1	1		
31	224338	Washer	3	3		
32	#	Washer, lock, 8.1 mm	3	3		
33	GM17487	O-ring	1	1		

Common hardware; procure locally.

Group 18: Fuel Injection System, continued



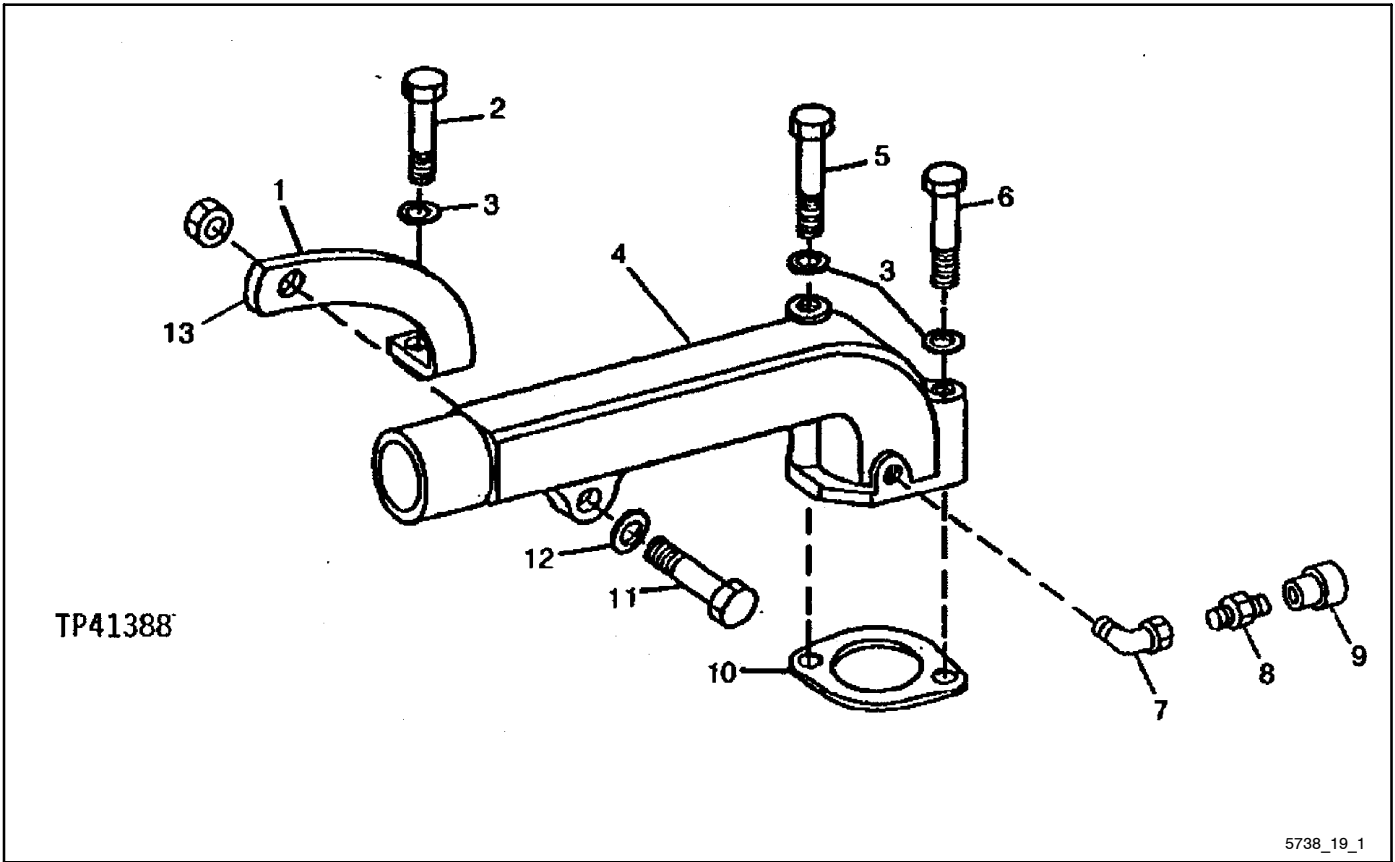
5738_18_3

Group 18: Fuel Injection System, continued

Item	Part Number	Description	Quantity			
			Variation Number			
			9	10	11	12
1	GM18791	Line, fuel			1	1
2	GM18790	Line, fuel			1	1
3	GM18789	Line, fuel			1	1
4	352740	Strap			6	6
4	352741	Strap			6	6
4	GM18686	Bolt			5	5
5	GM18788	Line, fuel			1	1
6	GM18811	Line, fuel			1	1
7	GM18810	Line, fuel			1	1
8	352743	Strap			1	1
8	GM18687	Bolt			2	2
8	223809	Half clamp			2	2
9	352742	Strap			1	1
9	352743	Strap			1	1
9	GM18687	Bolt			2	2
9	223809	Half clamp			2	2
9	223845	Clamp			1	1
10	352742	Strap			1	1
10	GM18686	Bolt			1	1
11	352795	Absorber			1	1
12	#	Washer, 13/32 x 13/16 x 0.120 in.			1	1
13	#	Screw, M10 x 20			1	1
14	352873	Nozzle, fuel injection			6	6
15	GM18780	Washer			6	6
16	223858	O-ring			6	6
17	223887	Fitting			6	6
18	223477	Nut, tube			1	1
19	223710	Plug			1	1
20	223517	Nut, tube			6	6
21	223518	Washer			6	6
22	223519	Fitting, tee			6	6
23	223476	Packing			11	11
24	223929	Line, fuel			2	2
25	223930	Line, fuel			2	2
26	223974	Line, fuel			2	2
27	223912	Fitting, tee			1	1
28	223476	Packing			2	2
28	GM18802	Line, fuel			1	1
29	352834	Line, fuel			1	1
30	352805	O-ring			1	1
31	GM18674	Screw			4	4
32	GM18689	Gear			1	1
33	223837	Fitting, elbow			1	1
34	352728	Stud			4	4
35	GM18662	Washer			4	4
36	#	Nut			4	4
37	352820	Pump, fuel			1	1
38	223862	O-ring			1	1
39	223712	Fitting, elbow			1	1
40	223836	Packing			2	2
41	352862	Line, oil			1	1
42	352895	Fitting, elbow			1	1
43	352893	Pump, fuel injection, Bosch P3000			1	1
43	GM18869	Pump, fuel injection				1
44	GM18694	Bracket			1	1
45	#	Nut, lock, M6			2	2
46	GM18852	Solenoid			1	1
46	GM18854	Solenoid				1
47	#	Screw, 1/4 x 1 in.			1	1
48	#	Washer, 9/32 x 5/8 x 0.065 in.			1	1
49	GM18853	Lever			1	1
50	#	Bolt, M6 x 20			1	1
51	#	Screw, 5/16 x 3/4 in.			2	2
52	#	Washer, 1/32 x 11/16 x 0.065 in.			2	2
53	224268	Plug, pipe			1	1
54	352786	Base			1	1

Common hardware; procure locally.

Group 19: Engine Air Intake

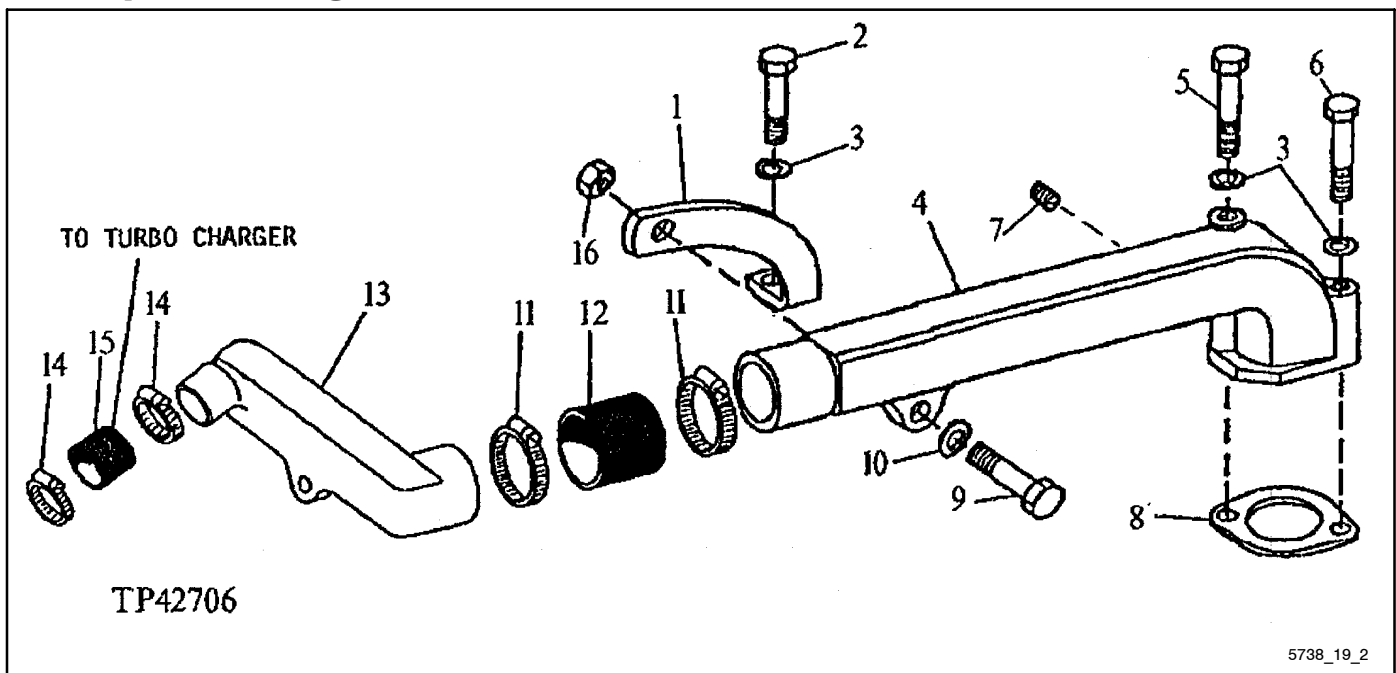


Group 19: Engine Air Intake

Item	Part Number	Description	Quantity				
			Variation Number				
			1	2	3	4	5
1	352037	Support		1			
2	#	Screw, 3/8 x 7/8 in.		1			
3	#	Washer, lock, 3/8 in.		3			
3	#	Washer, support screw, 10 x 18 x 2.5 mm		1			
4	352131	Intake, air		1			
5	#	Screw, 3/8 x 5 in.		1			
6	#	Screw, 3/8 x 3 1/4 in.		1			
7	352157	Fitting, elbow		1			
8	352025	Nipple, threaded		1			
9	352124	Indicator, air restriction		1			
10	223532	Gasket		1			
11	#	Screw, 3/8 x 1 1/8 in.		1			
12	#	Washer, 11/32 x 7/8 x 1/16 in.		1			
13	#	Nut, 3/8 in.		1			

Common hardware; procure locally.

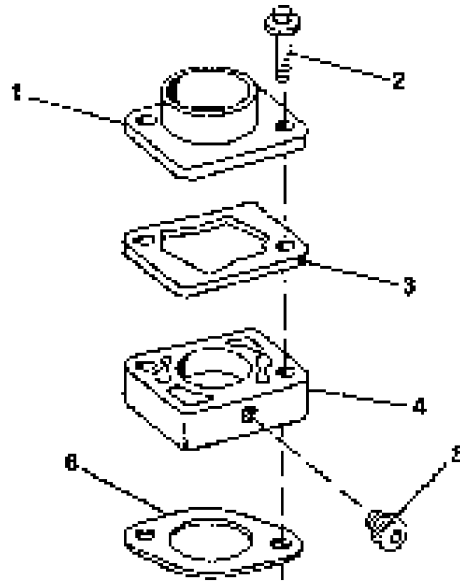
Group 19: Engine Air Intake, continued



Item	Part Number	Description	Quantity				
			Variation Number				
			1	2	3	4	5
1	352037	Support	1				
2	#	Screw, 3/8 x 1 in.	1				
3	#	Washer, lock, 3/8 in.	2				
3	#	Washer, 10 x 18 x 2.5 mm	1				
4	352131	Intake, air	1				
4	GM18814	Intake, air				1	
5	#	Screw, 3/8 x 1 1/8 in.	1				
6	#	Screw, 3/8 x 1 1/8 in.	1				
6	#	Screw, M10 x 25				2	
7	#	Plug, pipe, 1/4 in.	1				
7	GM17515	Fitting				1	
8	223532	Gasket	1			1	
9	#	Screw, 3/8 x 1 1/8 in.	1				
10	#	Washer, 11/32 x 7/8 x 1/16 in.	1				
11	#	Clamp	2				
11	GM18669	Clamp				2	
12	352040	Hose	1				
12	224152	Hose				1	
13	352150	Duct, air	1				
14	#	Clamp	2				
15	#	Hose, 2 in. ID	1				
16	#	Nut, 3/8 in.	1				

Common hardware; procure locally.

Group 19: Engine Air Intake, continued



5738_19_3

Item	Part Number	Description	Quantity				
			Variation Number				
			1	2	3	4	5
1	GM17484	Manifold, intake			1		
2	#	Screw, M10 x 50			2		
3	GM17458	Gasket			1		
4	GM17483	Spacer			1		
5	GM17515	Fitting			1		
6	223532	Gasket			1		

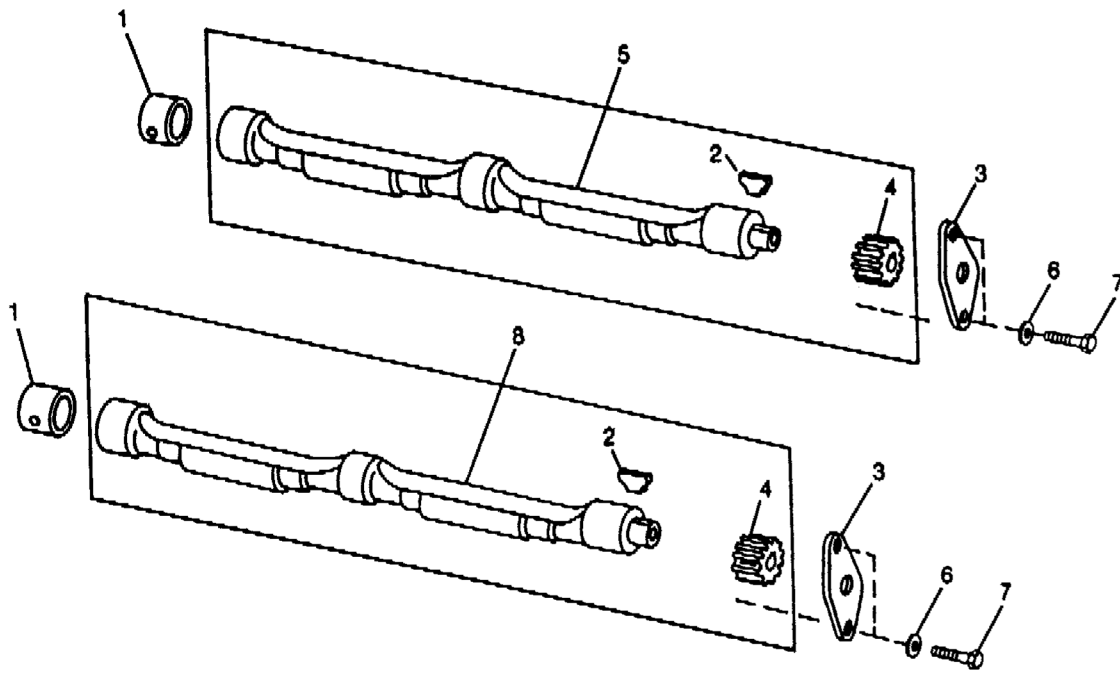
Common hardware; procure locally.

Group 19: Engine Air Intake, continued

Item	Part Number	Description	Quantity				
			Variation Number				
			1	2	3	4	5
1	#	Washer, 21/32 x 1 x 0.060 in.					1
2	#	Screw, 3/8 x 5/8 in.					1
3	#	Screw, 5/8 x 3/4 in.					1
4	GM18745	Bracket					1
5	GM18746	Hose					1
6	GM18876	Clamp					1
7	336726	Nut, hex					1
8	336475	Clamp					6
9	GM18747	Hose					1
10	223736	Seal					1
11	#	Screw, 3/8 x 2 1/4 in.					3
12	#	Washer, 13/32 x 7/8 x 0.12					3
13	352710	Hose					1
14	223461	Fitting, hose					2
15	GM18702	Manifold, intake					1
16	GM18700	Gasket					3
17	GM18745	Bracket					1
18	GM18873	Plug, pipe					1
19	224140	Shield					6
20	#	Screw, 5/16 x 2 1/4 in.					6
21	#	Washer, 13/32 x 7/8 x 0.12					3
22	222766	Screw, cap					3
23	223893	Gasket					2
24	223967	Aftercooler					1
25	GM18675	Cover					1
26	GM52702	Clamp					2
27	GM18748	Hose					1
28	#	Washer, 13/32 x 13/16 x 0.065 in.					2
29	#	Screw, 3/8 x 1					2
30	GM18839	Tube					1
31	#	Plug, pipe, 3/8 in.					1
32	GM18701	Gasket (not shown)					1

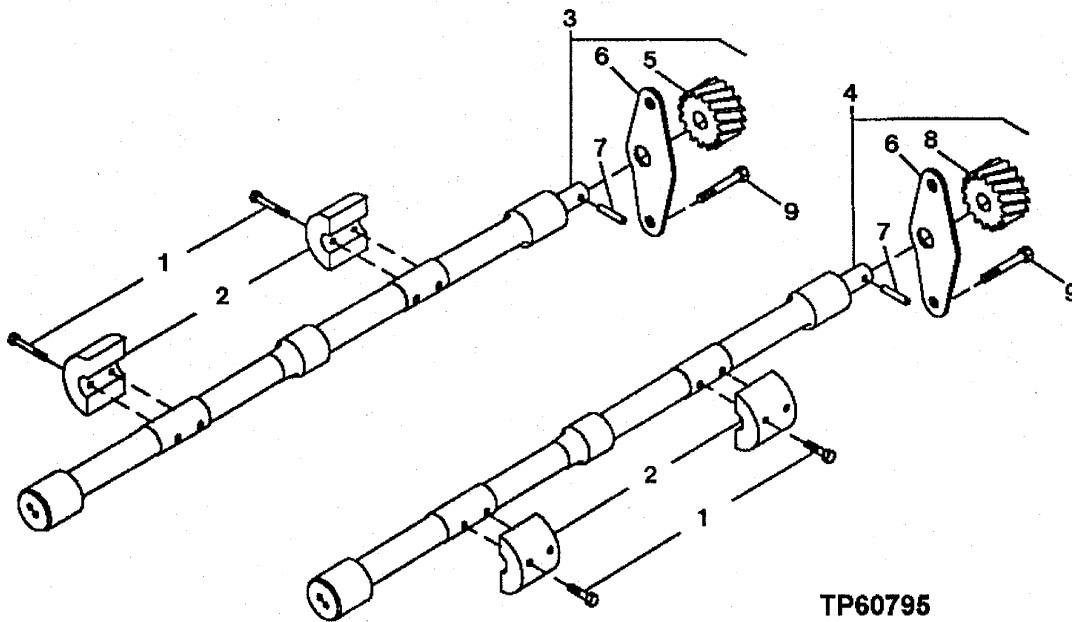
Common hardware; procure locally.

Group 20: Engine Balancer Shafts



Variation 1

TP25610



TP60795

Variation 2

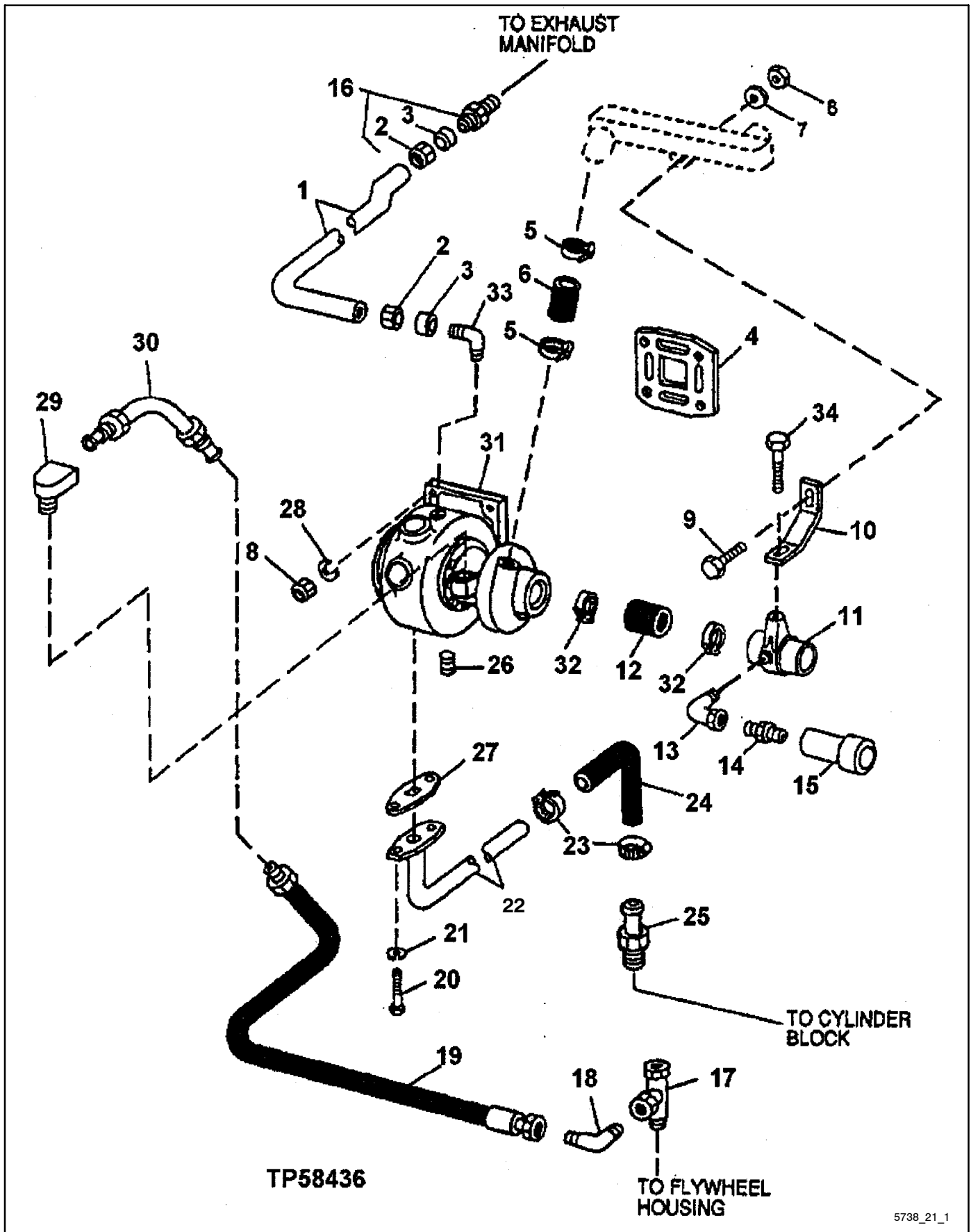
5738_20

Group 20: Engine Balancer Shafts

Item	Part Number	Description	Quantity	
			Variation Number 1	Variation Number 2
1	223494	Bushing	6	
2	223654	Key, shaft	1	
3	223622	Stop	2	
4	223618	Gear, right, 12 teeth	1	
4	223619	Gear, right, 12 teeth	1	
5	223416	Shaft, balancer, right	1	
6	#	Washer, lock, 3/8 in.	4	
7	#	Screw, 3/8 x 5/8 in.	4	
8	223417	Shaft, balancer, right	1	
9	#	Bolt	4	
1	#	Screw, M8 x 40		8
2	GM17469	Weight		4
3	GM17503	Shaft, balancer		1
4	GM17502	Shaft, balancer		1
5	360100	Gear		1
6	360547	Plate		2
7	#	Pin, dowel, 4 x 12 mm		2
8	360549	Gear, RH		1
9	#	Screw, M8 x 12		4

Common hardware; procure locally.

Group 21: Turbocharger

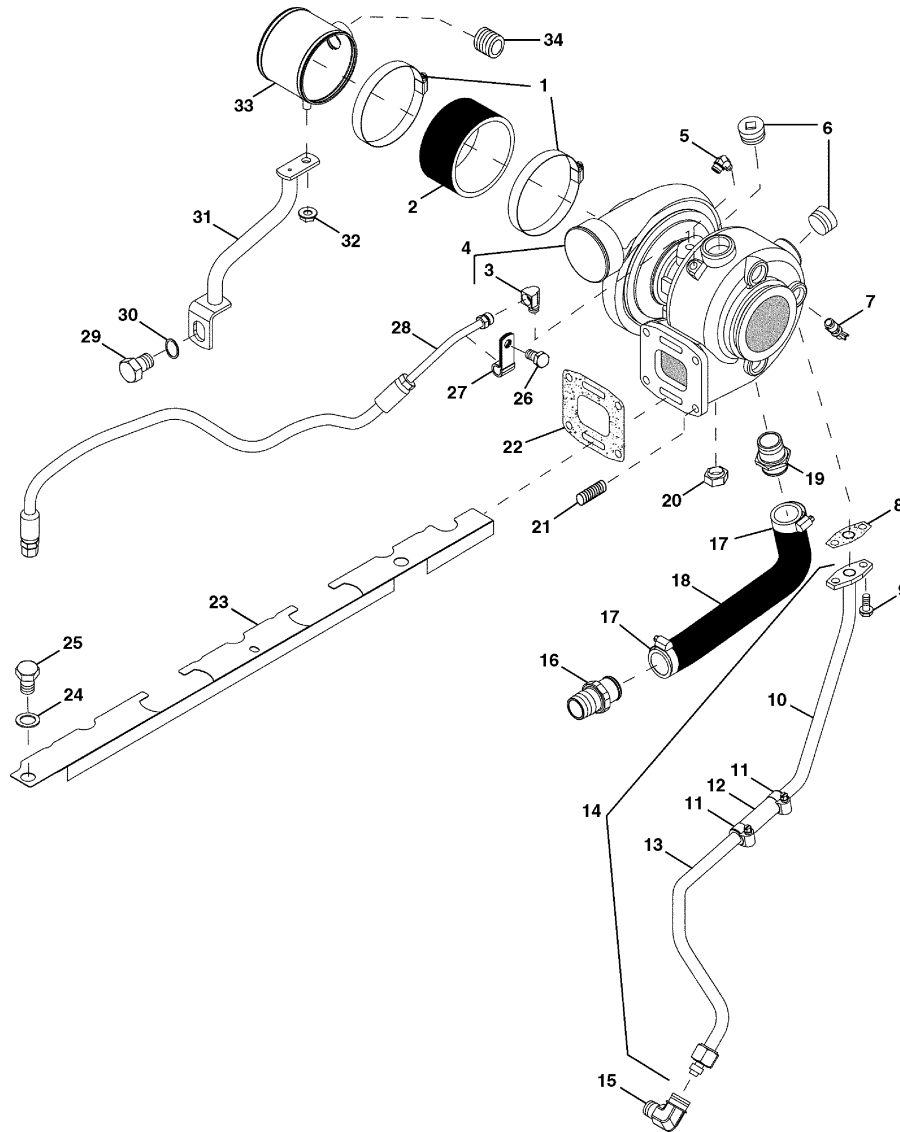


Group 21: Turbocharger

Item	Part Number	Description	Quantity			
			Variation Number			
			1	2	3	4
1	352050	Tube	1			
1	GM17511	Tube		1	1	
2	223477	Nut, tube	2			
3	223476	Packing	2			
4	352029	Gasket	1		1	
5	#	Clamp	2			
6	352040	Hose	1			
7	#	Washer, 13/32 x 13/16 x 0.065 in.	3			
7	#	Washer 10.5 x 18 x 1.6 mm		4		
8	#	Nut, 3/8 in.	5			
8	#	Nut, M6			4	
8	#	Nut, M6		4		
8	#	Nut, flange, M10			2	
9	#	Screw, 3/8 x 7/8 in.	2			
9	#	Screw, M10 x 25		1		
9	#	Screw, M10 x 25			1	
10	352039	Bracket	1	1	1	
11	352061	Adapter	1		1	
11	GM17510	Adapter		1		
11	360557	O-ring, 13.3 x 2.2 mm		1		
12	352041	Hose	1			
12	GM17482	Hose		1	1	
13	352025	Nipple, threaded	1			
13	#	Plug, pipe, 3/4 in.		1		
13	#	Plug, pipe, 1/4 in.			1	
14	352157	Fitting, elbow	1			
15	352015	Indicator, air restriction	1			
16	352049	Coupling	1			
16	223820	Fitting		1	1	
17	352078	Fitting, tee	1			
18	352156	Fitting, elbow	1			
18	360556	Fitting, elbow		1		
18	360555	O-ring			1	
19	352121	Hose	1			
19	GM17521	Line, oil		1		
19	360557	O-ring			1	
19	GM18818	Hose			1	
20	#	Screw	2			
20	#	Screw, M8 x 20		2	2	
21	#	Washer, lock, 3/8 in.	2			
22	352151	Line, oil	1			
22	GM17527	Line		1	1	
23	#	Clamp	1			
23	360062	Clamp			2	
24	352055	Hose	1			
24	GM18731	Hose			1	
25	336474	Fitting, hose	1			
26	#	Plug, pipe, 1/4 in.	1	1	1	
27	223757	Gasket	1			
27	360136	Gasket, turbo oil outlet tube		1	1	
28	#	Washer, lock, 3/8 in.	4			
28	#	Washer, 10.5 x 18 x 1.6 mm			4	
29	223602	Fitting, elbow	1			
29	360006	Adapter		1	1	
29	360165	O-ring			1	
30	352120	Line, oil	1			
30	360165	O-ring		1		
31	352129	Turbocharger	1			
31	GM17514	Turbocharger		1	1	
31	GM17496	Kit, compressor hardware set		1	1	
32	#	Clamp	2			
32	GM17439	Clamp		2	2	
33	223837	Fitting, elbow	1	1	1	

Common hardware; procure locally.

Group 21: Turbocharger, continued



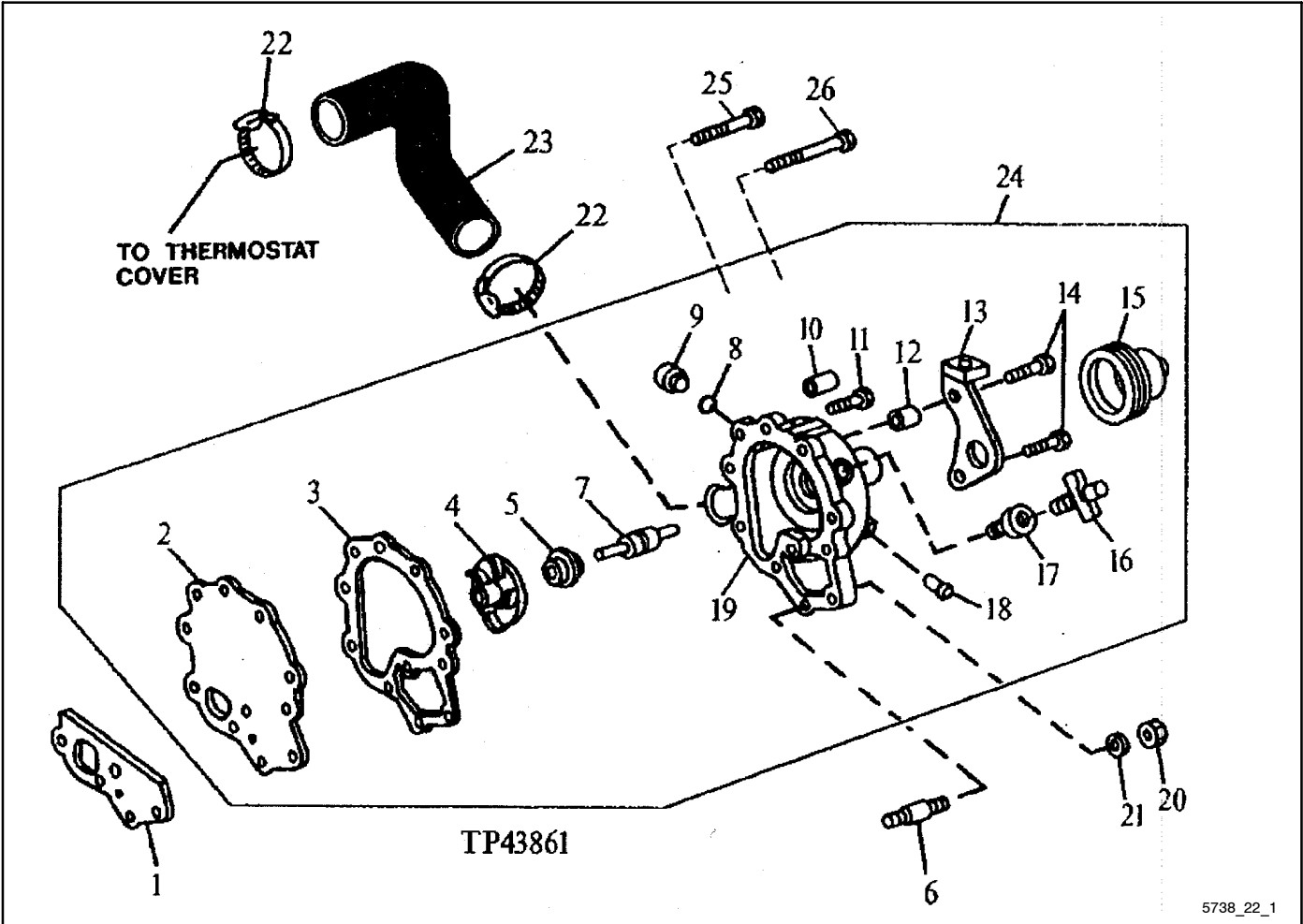
5738_21_2a

Item	Part Number	Description	Quantity	
			Variation Number	4
1	GM32524	Clamp, hose		2
2	GM17482	Hose, intake		1
3	223602	Fitting, elbow		1
4	GM32525	Turbocharger		1
5	223837	Fitting, elbow		1
6	#	Plug, pipe, 1 in.		2
7	223435	Valve, drain		1
8	223757	Gasket		1
9	GM32526	Screw		2
10	GM32527	Line, oil		1
11	GM18881	Clamp		2
12	GM32528	Hose		1
13	GM32529	Line, oil		1
13	GM32530	Sleeve		1
14	GM32531	Line, oil		1
15	GM32532	Fitting, elbow		1
16	GM32533	Adapter		1

Item	Part Number	Description	Quantity	
			Variation Number	4
17	GM18881	Clamp		2
18	GM32534	Hose		1
19	GM18734	Adapter		1
20	#	Nut, flange, 3/8 in.		4
21	352072	Stud, 3/8 x 1 1/2 in.		4
22	352029	Gasket		1
23	GM32535	Shield, heat		1
24	#	Washer, 21/32 x 1 x 0.060 in.		1
25	#	Screw, cap, 5/8 x 1 in.		1
26	#	Screw, cap, 3/8 x 3/4 in.		1
27	GM32536	Clip		1
28	GM32537	Line, oil		1
29	#	Screw, cap, 3/4 x 1 in.		1
30	#	Washer, 20 x 34 x 3 mm		1
31	GM32538	Support		1
32	#	Nut, flange, M10		1
33	GM17510	Adapter		1
34	#	Plug, pipe, 3/4 in.		1

Common hardware; procure locally.

Group 22: Water Pump

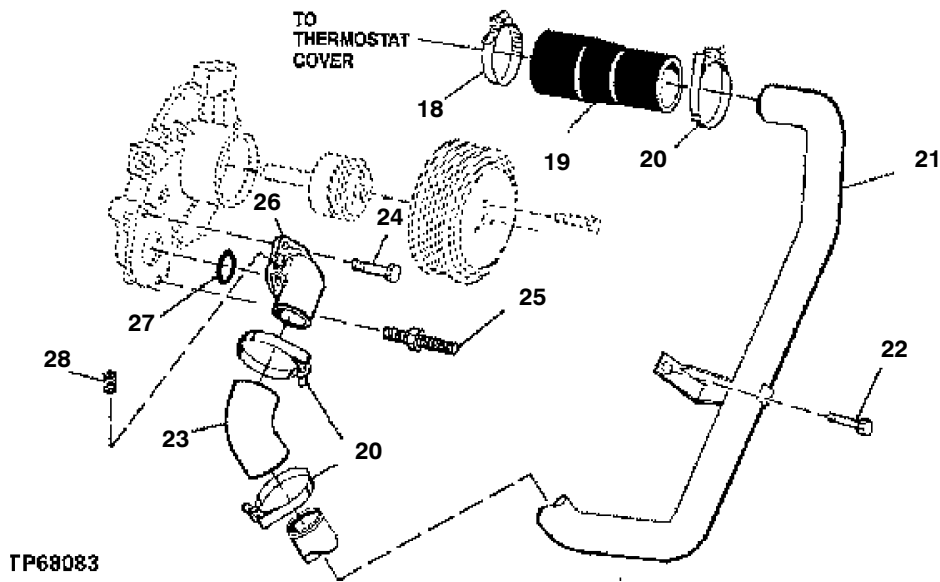
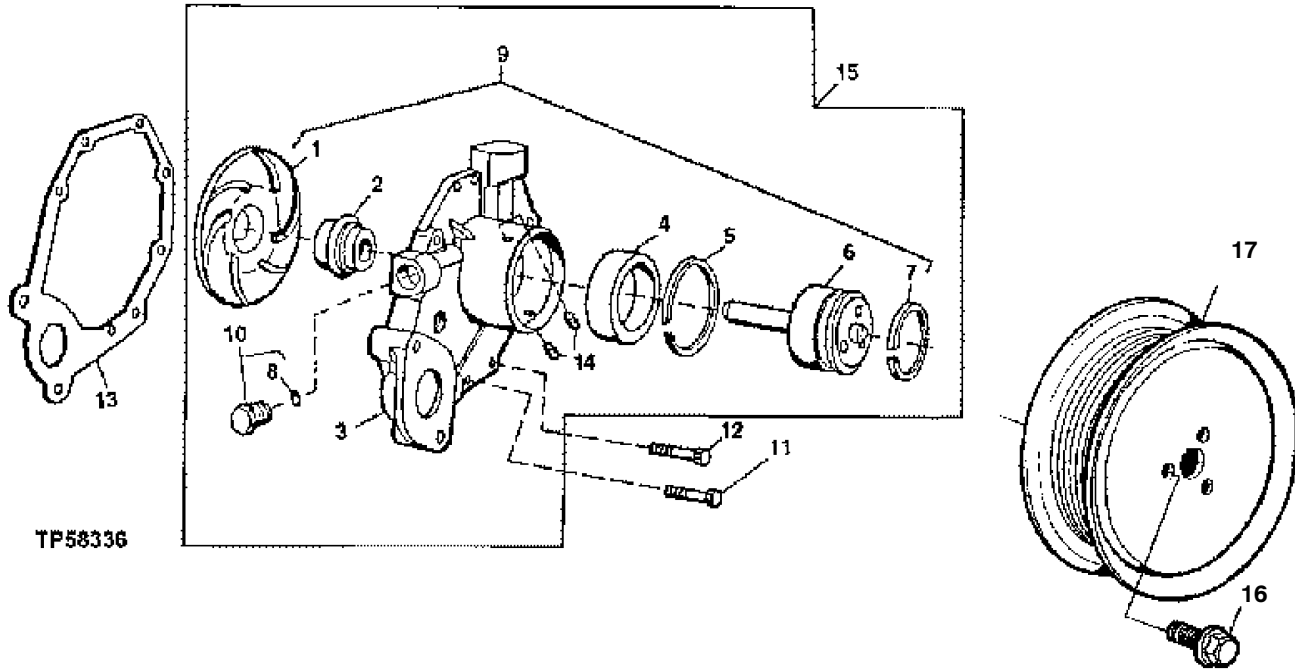


5738_22_1

Item	Part Number	Description	Quantity				
			Variation Number				
			1	2	3	4	5
1	223628	Gasket	1	1			
2	352073	Cover	1	1			
3	224029	Gasket	1	1			
4	224273	Impeller	1	1			
5	X	Kit	1	1			
6	224336	Stud	1	1			
7	X	Bearing	1	1			
8	224028	O-ring	1	1			
9	352048	Plug	1	1			
10	352003	Bushing	1	1			
11	#	Screw, 3/8 x 1 1/2 in.	3	3			
11	#	Screw, 3/8 x 2 1/2 in.	2	2			
12	352002	Spacer	2	2			
13	352058	Bracket	1	1			
14	#	Screw, 3/8 x 1 3/4 in.	2	2			
15	352052	Pulley	1	1			
16	223435	Valve, drain	1	1			
17	352001	Bushing, pipe, 1/4 in.	1	1			
18	352065	Line	1				
18	352067	Tube		2			
19	X	Housing	1	1			
20	#	Nut, 3/8 in.	1	1			
21	#	Washer, lock, 3/8 in.	3	3			
22	352108	Clamp	2	2			
23	352051	Hose	1	1			
24	352145	Pump, water	1				
24	352144	Pump, water		1			
25	#	Screw, 3/8 x 1 3/4 in.	1	1			
25	#	Screw, 3/8 x 2 1/2 in.	1	1			
26	#	Screw, 3/8 x 3 in.	1	1			

Common hardware; procure locally.
 X Item not sold separately.

Group 22: Water Pump, continued



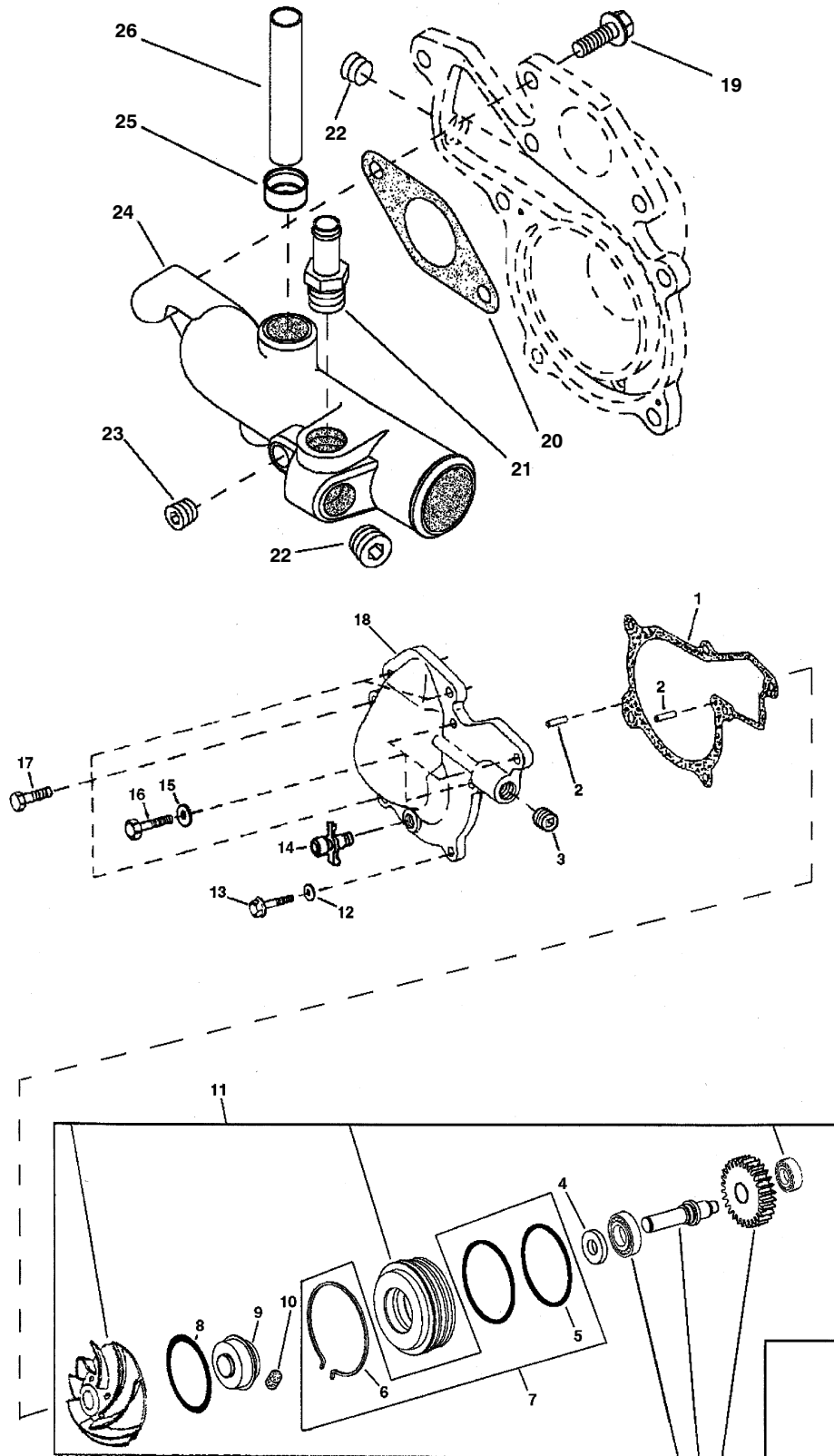
Group 22: Water Pump, continued

Item	Part Number	Description	Quantity				
			Variation Number				
			1	2	3	4	5
1	X	Impeller			1	1	
2	X	Seal			1	1	
3	X	Housing			1		
4	X	Ball bearing			1	1	
5	X	Ring			1	1	
6	X	Shaft			1	1	
7	360003	Ring, snap			1	1	
8	360176	O-ring, 15.3 x 2.2 mm			1	1	
9	GM17551	Kit, water pump			1	1	
10	360014	Plug			1	1	
11	#	Screw, M6 x 30			3	3	
12	#	Screw, M6 x 25			5	5	
13	360124	Gasket, water pump			1	1	
14	GM17443	Filter			2	2	
15	GM17513	Pump, water			1	1	
16	#	Screw, M6 x 12			3	3	
17	360085	Pulley, water pump			1	1	
18	352108	Clamp			1	1	
19	GM17556	Hose			1	1	
20	336706	Clamp, hose			3	3	
21	GM17524	Tube			1	1	
22	#	Screw, M10 x 35			1	1	
23	GM17489	Fitting, elbow			1	1	
24	#	Screw, M8 x 25			1	1	
25	GM17491	Stud			1	1	
26	360109	Housing			1	1	
27	224172	O-ring			1	1	
28	#	Plug, pipe			1	1	

Common hardware; procure locally.

X Item not sold separately.

Group 22: Water Pump, continued



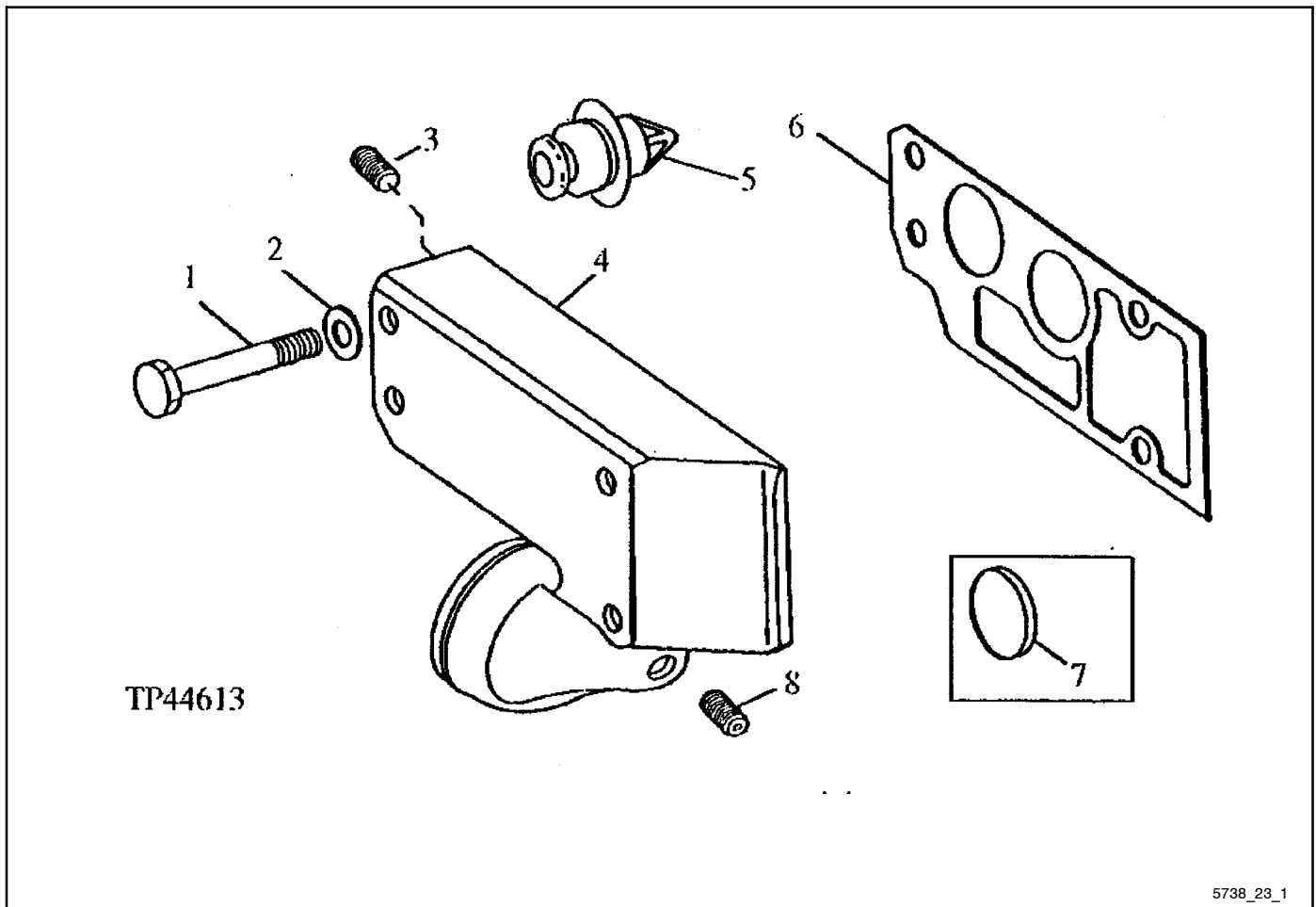
5738_22_3

Group 22: Water Pump, continued

Item	Part Number	Description	Quantity				
			Variation Number				
			1	2	3	4	5
1	352737	Gasket					1
2	352726	Pin, dowel					2
3	223461	Fitting, hose					1
4	352816	Seal					1
5	352761	O-ring					2
6	352752	Ring					1
7	GM18807	Kit, water pump O-ring					1
8	GM18753	O-ring					1
9	GM18871	Kit, seal					1
10	352812	Filter					1
11	GM18799	Pump, water					1
12	#	Washer, 1/32 x 11/16 x 0.065 in.					1
13	#	Screw					1
14	223435	Valve, drain					1
15	#	Washer, 13/32 x 11/16 x 0.065 in.					3
16	#	Screw, 3/8 x 3 3/4 in.					3
17	#	Screw, 3/8 x 1 1/8 in.					2
18	GM18738	Cover					1
19	#	Screw, 3/8 x 1 1/8 in.					2
20	352774	Gasket					1
21	223733	Fitting, hose					1
22	GM15403	Plug, pipe 1/2 in.					2
23	#	Plug, pipe, 1/4 in.					1
24	GM18739	Housing					1
25	352858	Seal					1
26	352772	Tube					1

Common hardware; procure locally.

Group 23: Thermostat Housing

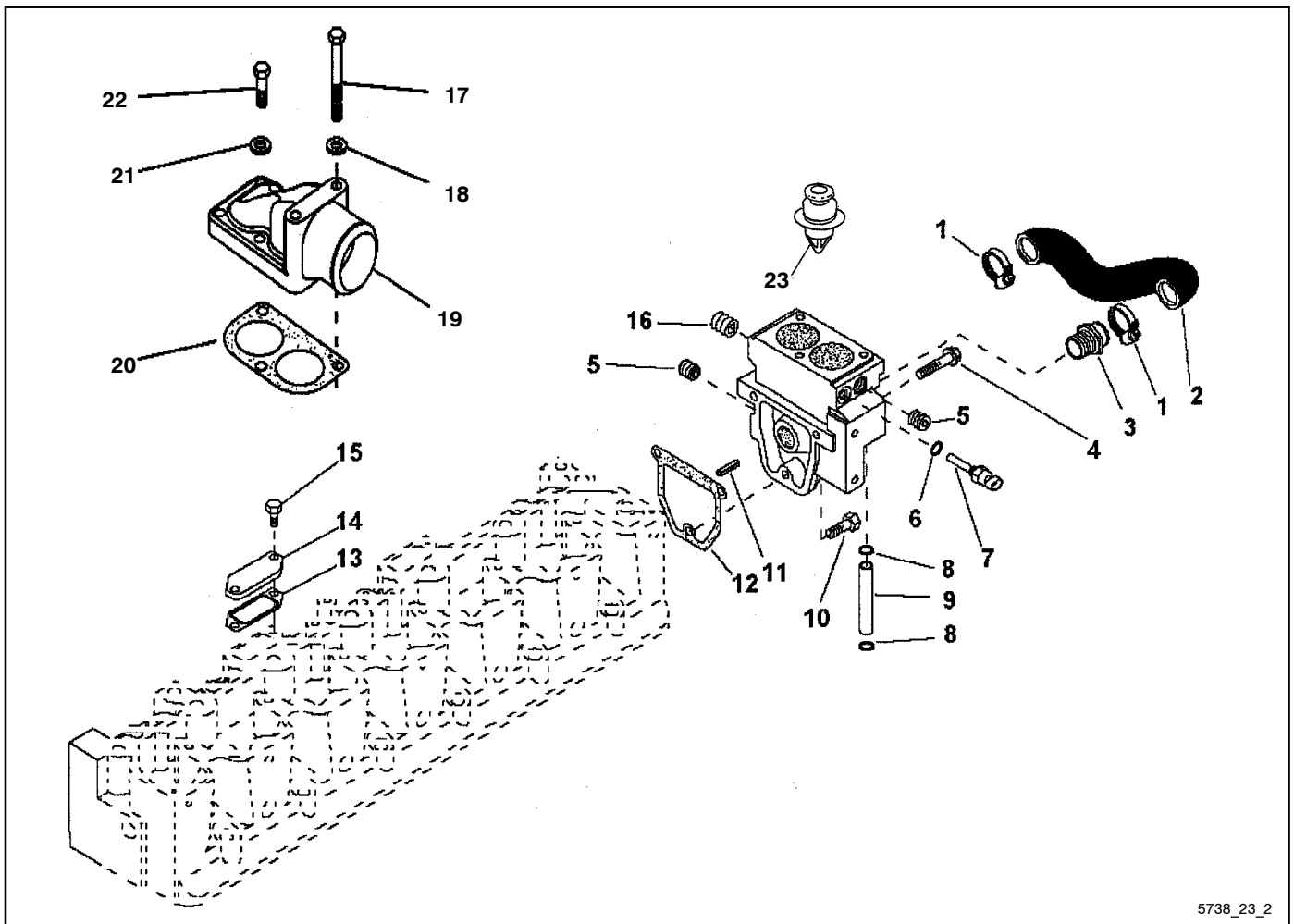


Item	Part Number	Description	Quantity			
			Variation Number			
			1	2	3	4
1	#	Screw, cap, 3/8 x 2 7/8 in.	1			
1	#	Screw, M10 x 80		4	4	
2	#	Washer, 10 x 18 x 2.5 mm	AR			
3	Not used	Plug, pipe	1			
3	GM15403	Plug, pipe, 1/2 in.		1	1	
4	352045	Cover	1	1	1	
5	352018	Thermostat	2			
5	223676	Thermostat		2	2	
6	352031	Gasket	1	1	1	
7	Not used	Plug	1			
8	#	Plug, pipe, 1/4 in.	1	1	1	

AR As Required

Common hardware; procure locally.

Group 23: Thermostat Housing



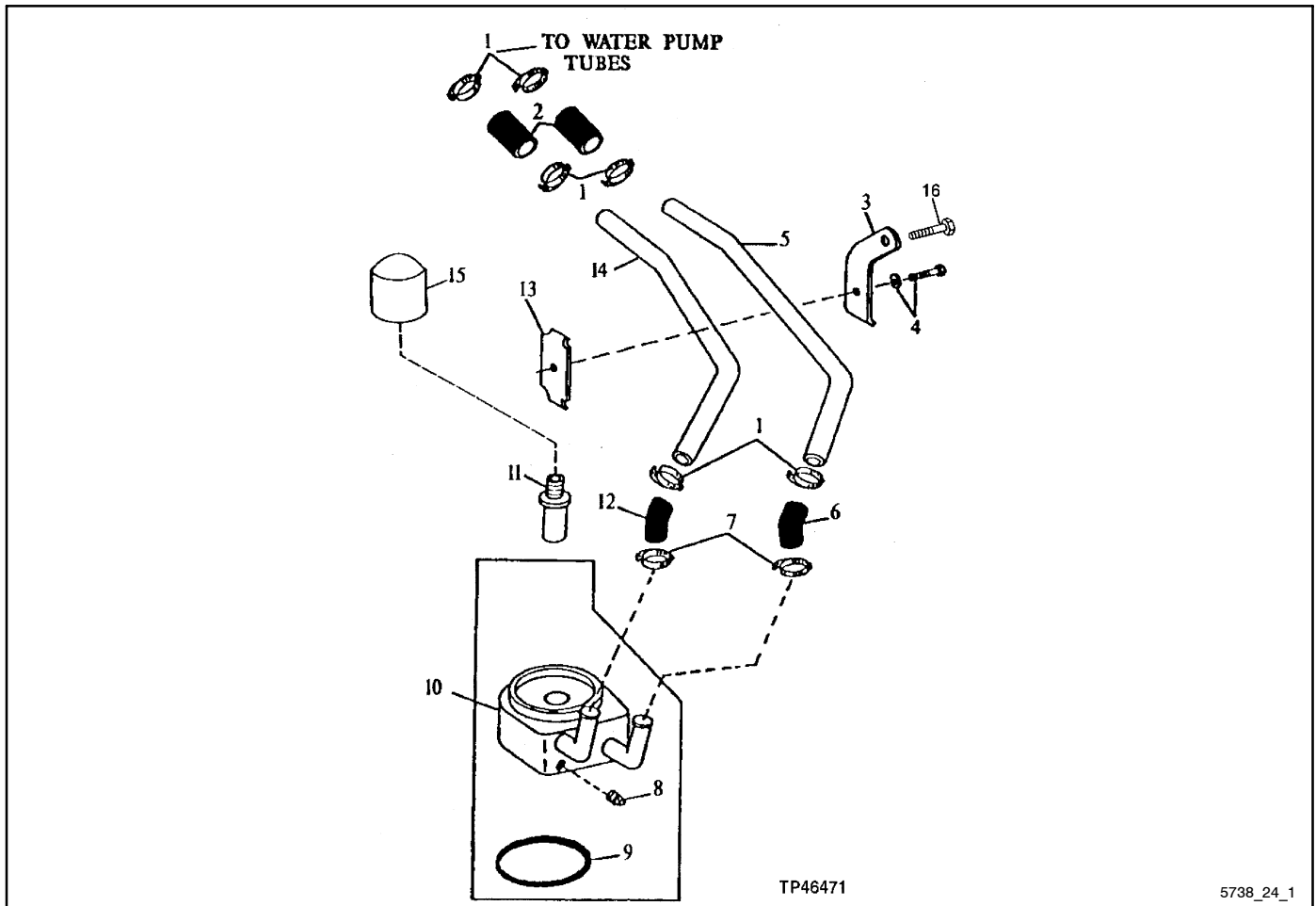
5738_23_2

Item	Part Number	Description	Quantity			
			Variation Number 1	Variation Number 2	Variation Number 3	Variation Number 4
1	GM18881	Clamp				2
2	GM18733	Hose				1
3	GM18734	Adapter				1
4	GM18705	Screw, cap				2
5	GM18862	Plug, pipe				2
6	GM18757	O-ring				1
7	GM18785	Sensor, coolant temperature				1
8	223851	O-ring				2
9	352772	Tube				1
10	#	Screw, 3/8 x 1 3/4 in.				1
11	GM16629	Pin, spring (was 352701)				1
12	223882	Gasket				1
13	223892	Gasket				2
14	223881	Cover				2
15	GM18878	Bolt				4
16	#	Plug, pipe				1
17	#	Screw				1
18	X	Washer				NA
19	GM18782	Cover				1
20	352769	Gasket				1
21	X	Washer, lock				NA
22	#	Screw, 3/8 x 1 1/4 in.				2
23	223676	Thermostat				1

Common hardware; procure locally.

X Item not sold separately.

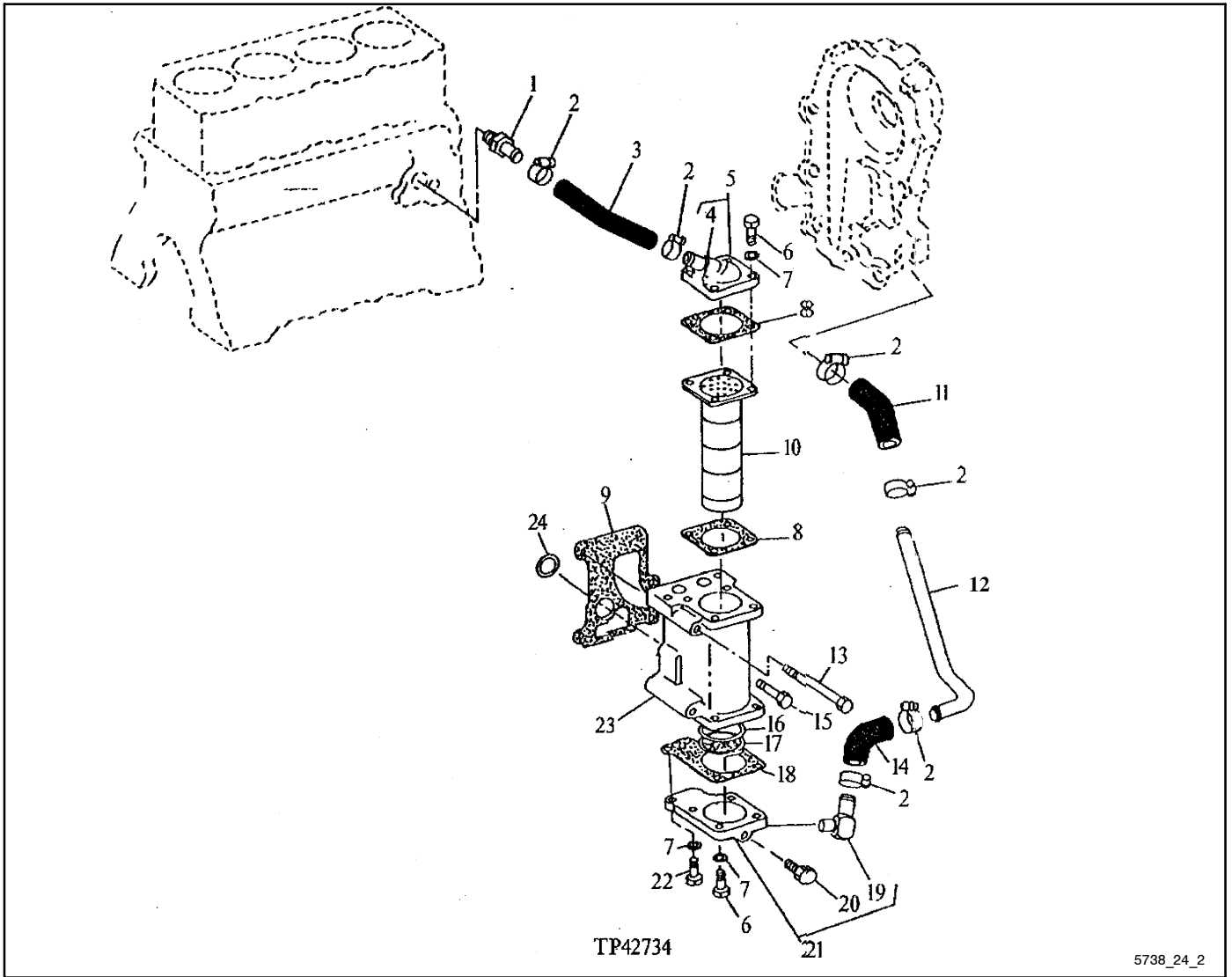
Group 24: Engine Oil Cooler



Item	Part Number	Description	Quantity					
			Variation Number					
			1	2	3	4	5	6
1	#	Clamp		6				
2	#	Hose, 0.625 ID x 1.0 OD x 20 in.		2				
3	224022	Flange		1				
4	#	Screw		1				
5	223510	Tube, lower		1				
6	224061	Hose, lower		1				
7	#	Clamp		2				
8	223493	Plug, drain		1				
9	224240	Washer		1				
10	224085	Cooler, oil		1				
11	223661	Nipple, threaded		1				
12	224061	Hose, upper		1				
13	224023	Clamp		1				
14	223509	Tube, upper		1				
15	223604	Filter, oil		1				

Common hardware; procure locally.

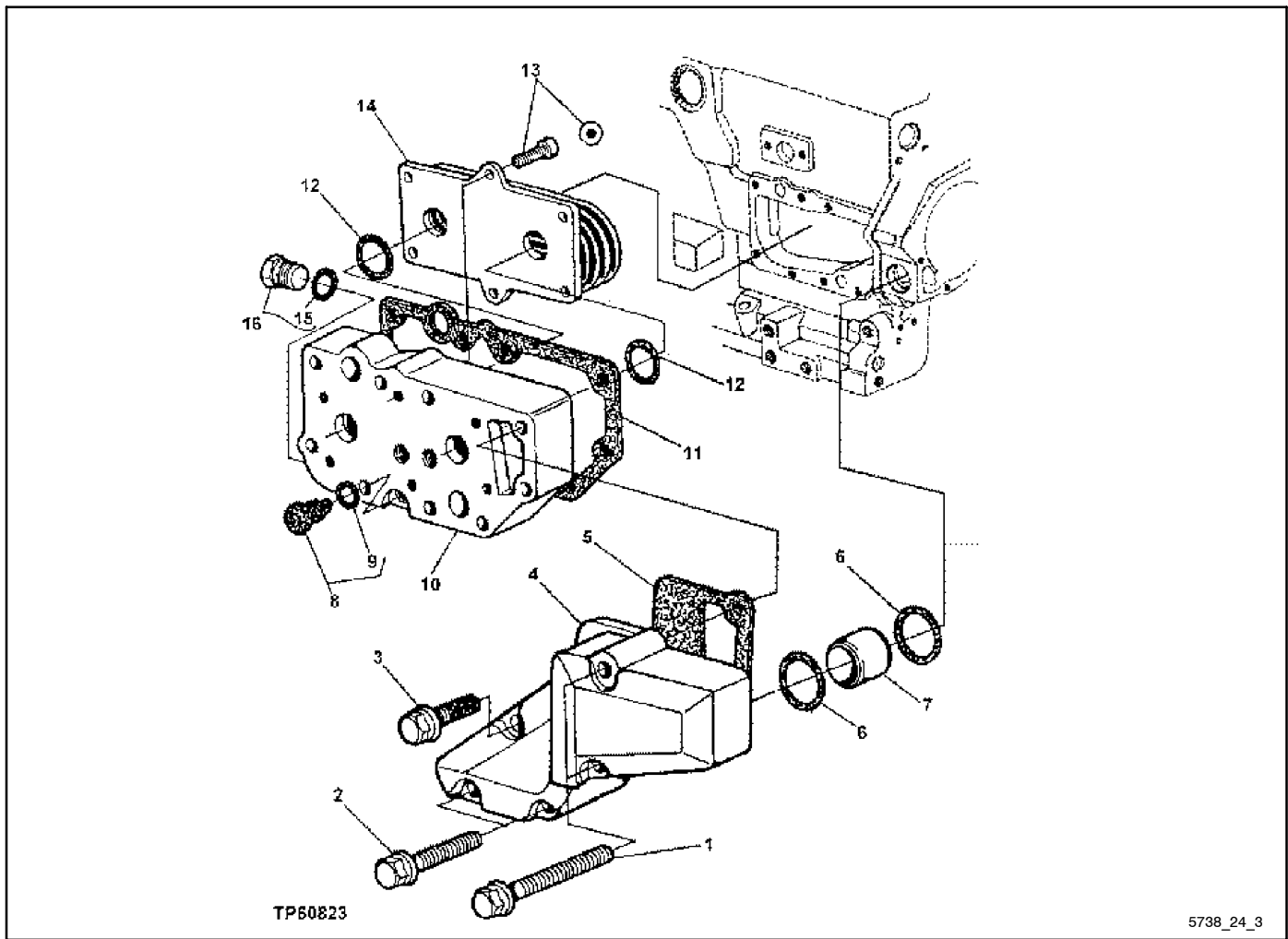
Group 24: Engine Oil Cooler



Item	Part Number	Description	Quantity					
			Variation Number					
			1	2	3	4	5	6
1	223461	Fitting, hose	1					
2	#	Clamp	6					
3	352069	Hose	1					
4	352065	Line	1					
5	352009	Cover	1					
6	#	Screw, 5/16 x 1 1/4 in.	8					
7	#	Washer, lock, 5/16 in.	9					
8	352096	Gasket	2					
9	352098	Gasket	1					
10	352105	Cooler, oil	1					
11	352076	Hose	1					
12	352071	Tube	1					
13	#	Screw, 3/8 x 4 1/4 in.	3					
14	352070	Hose	1					
15	#	Screw, 3/8 x 2 in.	2					
16	352074	O-ring, inner	1					
17	352075	O-ring, outer	1					
18	352097	Gasket	1					
19	352005	Fitting, elbow	1					
20	352066	Plug, pipe	1					
21	352007	Cover	1					
22	#	Screw, 5/16 x 1 in.	1					
23	352047	Housing	1					
24	224035	O-ring	1					

Common hardware; procure locally.

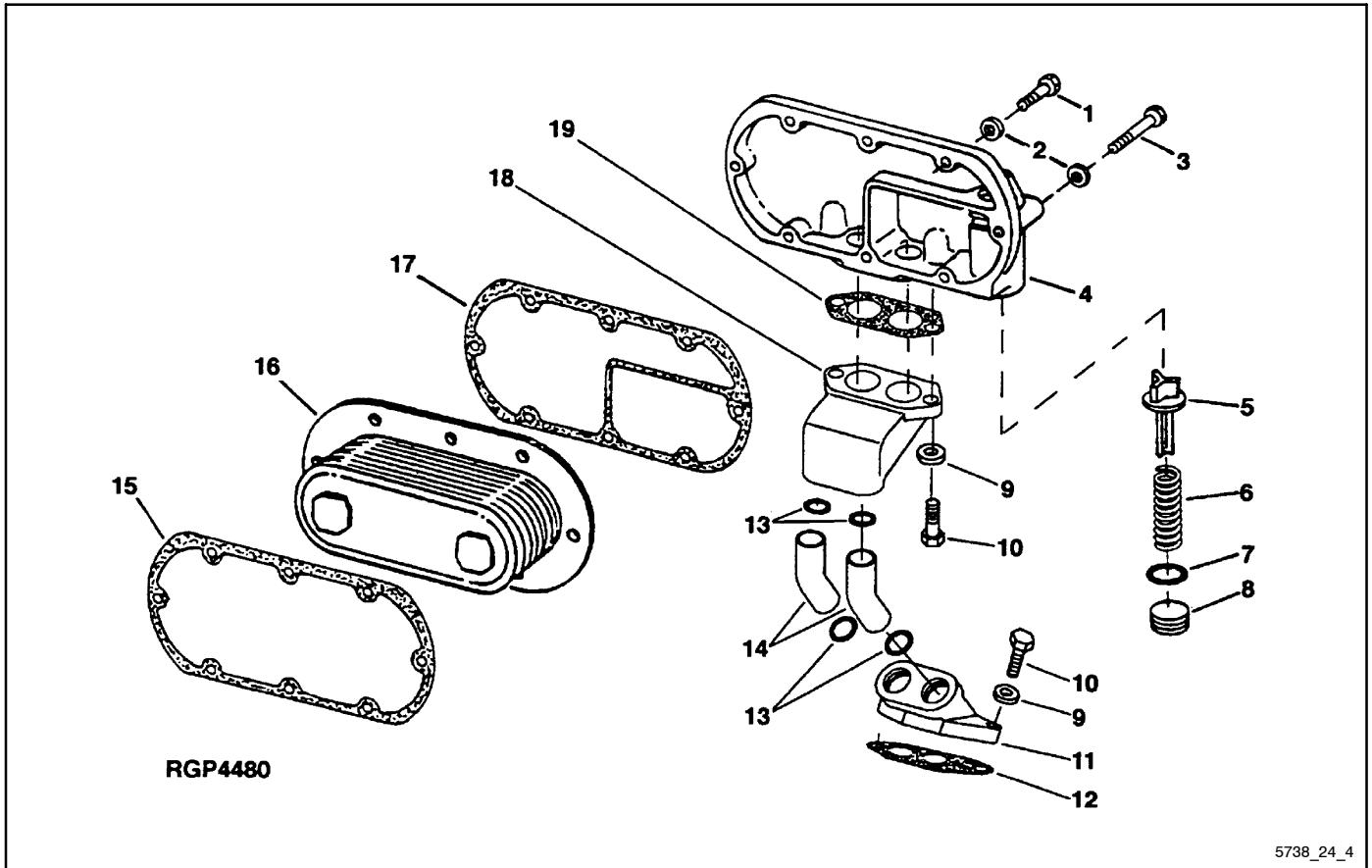
Group 24: Engine Oil Cooler, continued



Item	Part Number	Description	Quantity					
			Variation Number					
			1	2	3	4	5	6
1	#	Screw, M8 x100			2	2	2	
2	#	Screw, M8 x 65			2	2	2	
3	#	Screw, M8 x 20			1	1	1	
4	GM17462	Adapter			1	1	1	
5	GM17479	Gasket			1	1	1	
6	360164	O-ring, 37.694 x 3.531 mm			2	2	2	
7	360086	Tube			1	1	1	
8	360015	Plug			1	1	1	
9	360178	O-ring, 29.82 x 2.616 mm			1	1		
10	360127	Housing			1	1	1	
11	360130	Gasket, oil cooler housing			1	1	1	
12	360170	O-ring, 29.82 x 2.616 mm			2	2	2	
13	#	Screw, M6 x 16			6	6	6	
14	GM17531	Cooler, oil				1		
14	GM17533	Cooler, oil			1			
14	360560	Cooler, oil					1	
15	360176	O-ring, 15.3 x 2.2 mm			1	1		
16	360014	Plug			1	1	1	

Common hardware; procure locally.

Group 24: Engine Oil Cooler, continued



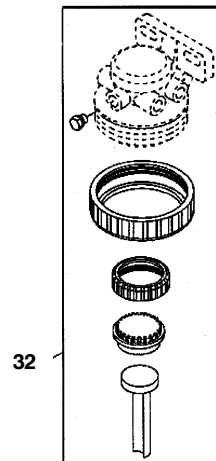
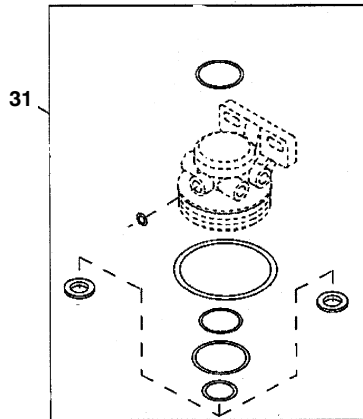
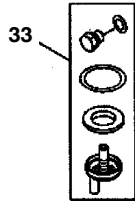
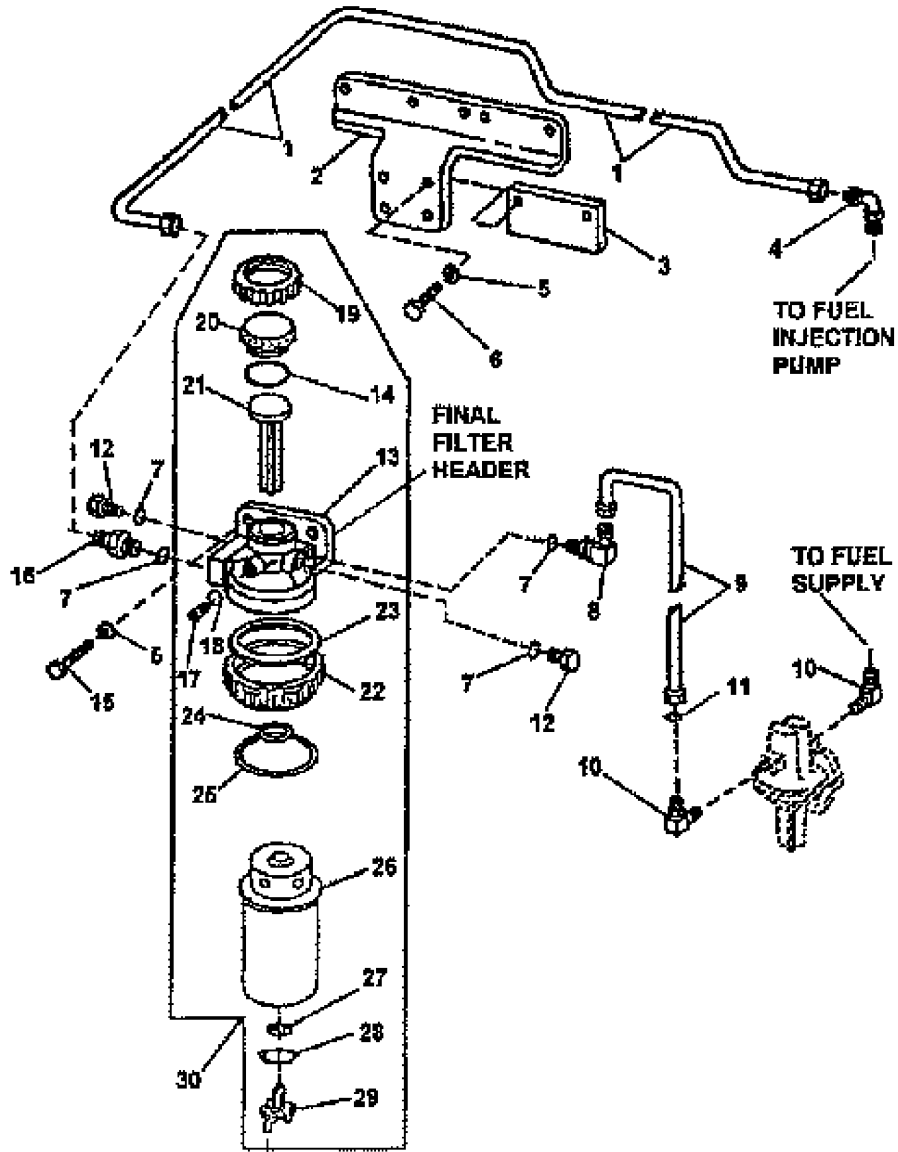
5738_24_4

Item	Part Number	Description	Quantity					
			Variation Number					
			1	2	3	4	5	6
1	#	Screw, 5/16 x 1 3/8 in.						5
2	X	Washer						NA
3	#	Screw, 5/16 x 2 1/2 in.						3
4	GM18706	Cover						1
5	352722	Valve (was R108867)						1
6	352811	Spring, bypass						1
7	223989	O-ring						1
8	352749	Plug, fitting						1
9	X	Tube						NA
10	#	Screw, 3/8 x 1 1/8 in.						2
11	352763	Adapter						1
12	223783	Gasket						2
13	223763	O-ring						4
14	352766	Tube, oil						2
15	223682	Gasket						1
16	223680	Cooler, oil						1
17	GM18703	Gasket						1
18	352764	Adapter						2
19	352765	Gasket						1

Common hardware; procure locally.

X Item not sold separately.

Group 25: Fuel Filter



5738_25_1

Group 25: Fuel Filter

Item	Part Number	Description	Quantity			
			Variation Number			
			1	2	3	4
1	222758	Line, fuel	1			
1	222756	Bracket	1			
3	222757	Spacer	1			
4	352006	Fitting, elbow	1			
5	#	Washer	4			
6	#	Screw, 3/8 x 1 3/4 in.	2			
7	222760	O-ring	4			
8	222762	Fitting, tee	1			
9	222759	Line, fuel	1			
10	223534	Fitting, elbow	2			
11	352158	O-ring	1			
12	222761	Plug, drain	2			
13	336969	Head, filter	1			
14	X	O-ring	1			
15	#	Screw, 3/8 x 1 1/8 in.	2			
16	222764	Fitting	1			
17	GM17444	Plug, drain (also order item 18)	1			
18	352053	O-ring	1			
19	X	Ring	1			
20	X	Cap	1			
21	X	Plug	1			
22	X	Ring	1			
23	GM17445	O-ring	1			
24	X	O-ring	1			
25	X	O-ring	1			
26	222771	Element, filter	1			
27	X	O-ring	1			
28	X	O-ring	1			
29	GM17448	Valve, drain	1			
30	X	Not available	1			
31	222772	Kit, seal (includes items 14, 18, 23-25, 27, 28)	1			
32	222773	Kit, mechanical seal (includes items 19-22)	1			
33	360048	Kit, bleed plug, and drain pan (includes items 17, 18, 27-29)	1			

Common hardware; procure locally.

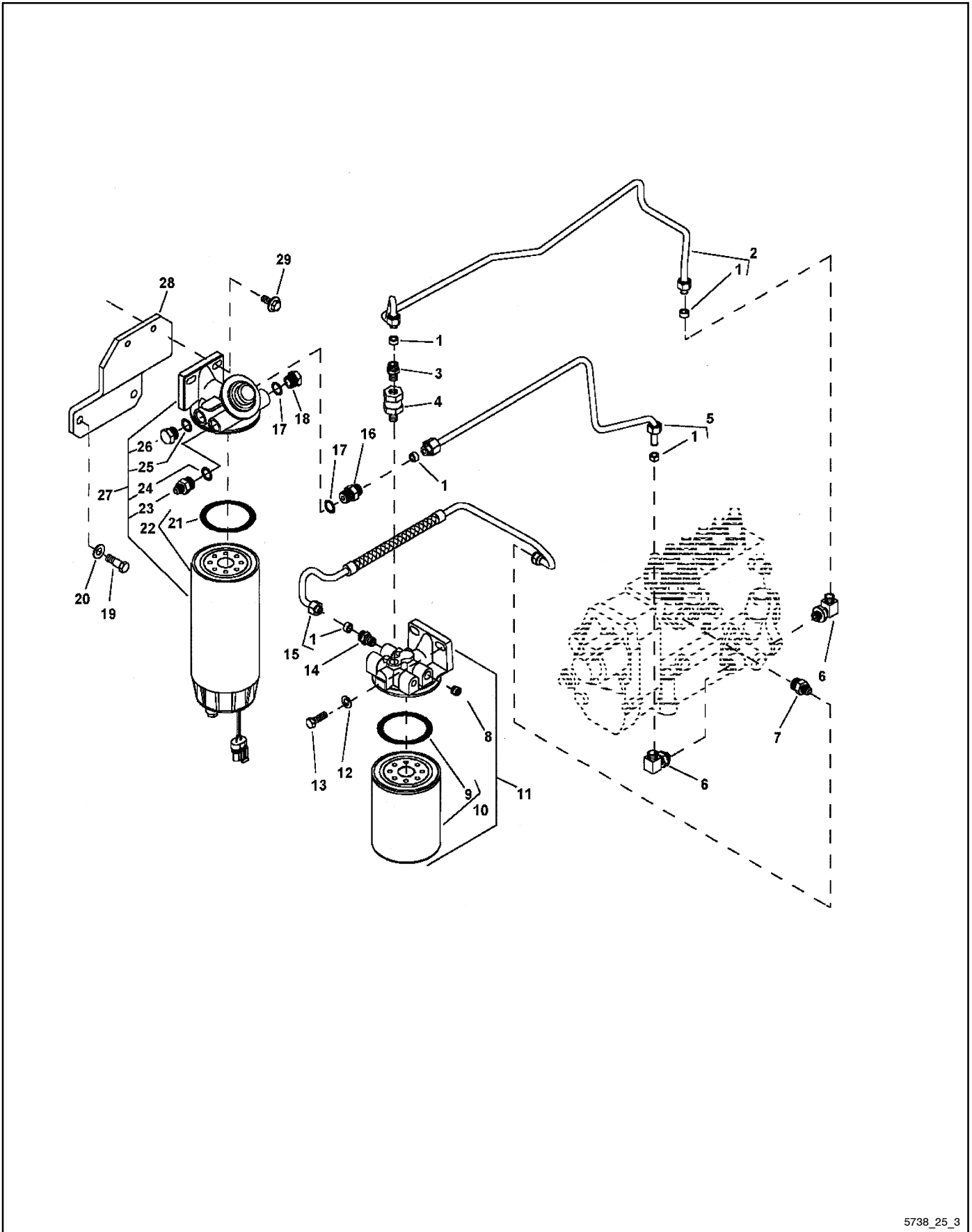
X Item not sold separately.

Group 25: Fuel Filter, continued

Item	Part Number	Description	Quantity			
			Variation Number			
			1	2	3	4
1	222773	Seal kit, fuel filter			1	
2	275502	Line, fuel		1	1	
3	360178	O-ring		4	4	
4	360037	Fitting		2	2	
5	360015	Plug		2	2	
6	352053	Ring		1	1	
7	GM17444	Plug, drain		1	1	
8	#	Screw, M10 x 25		2	2	
9	222772	Kit, seal		1	1	
10	GM17523	Element, fuel filter		1		
10	222771	Element, fuel filter			1	
11	—	Head, filter (order item 19)		1	1	
12	GM17534	Line, fuel		1		
12	360034	Line, fuel			1	
13	#	Nut, flange, M8		1	1	
14	360171	Clip		1	1	
15	360088	Strap, bracket		1	1	
16	#	Screw, M10 x 16		1	1	
17	#	Screw, M10 x 16		1	1	
17	GM17448	Valve, drain		1		
18	360048	Kit, bleed plug, and drain valve			1	
19	GM17543	Kit, fuel filter		1	1	
20	GM18836	Hand primer			1	
21	GM18850	Kit, fuel filter heater, 12-volt		1	1	
21	GM18822	Kit, fuel filter heater, 24-volt		1	1	
22	GM17494	Washer, sealing		4	4	

Common hardware; procure locally.

Group 25: Fuel Filter, continued



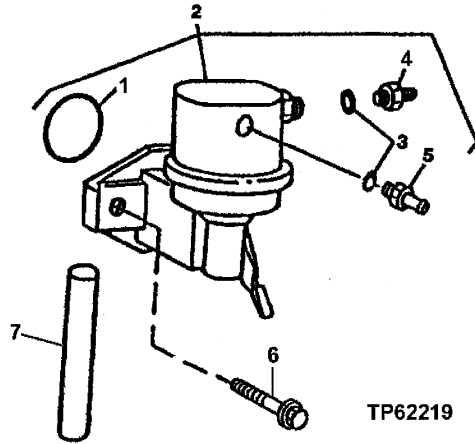
5738_25_3

Group 25: Fuel Filter, continued

Item	Part Number	Description	Quantity			
			Variation Number			
			1	2	3	4
1	223835	Packing				5
2	GM18842	Line, fuel				1
3	GM18749	Fitting				1
4	GM18844	Valve, check				1
5	GM18843	Line, fuel				1
6	223921	Fitting, elbow				2
7	GM18759	Fitting				1
8	#	Plug, pipe				1
9	GM18730	Packing				1
10	GM18808	Element, secondary filter				1
11	GM18809	Filter, fuel				1
12	#	Washer, 11 x 20 x 2 mm				2
13	#	Screw, 3/8 x 1 1/8 in.				2
14	GM18749	Fitting				1
15	GM18841	Line, fuel				1
16	GM18657	Adapter				1
17	GM18713	O-ring				2
18	GM17468	Fitting				1
19	#	Screw, 7/16 x 1 1/4 in.				2
20	#	Washer, 15/32 x 5964 x 0.065 in.				2
21	GM18730	Packing				1
22	GM18821	Element, filter				1
23	GM16939	Adapter, bushing				1
23	S-404	Elbow, street, 90 deg. x 3/8 in. NPT				1
24	GM18713	O-ring				1
25	GM18713	O-ring				1
26	GM17468	Fitting				1
27	GM18847	Element, primary filter				1
28	GM18744	Bracket				1
29	GM18692	Screw, cap				2
—	GM18848	Sensor, water in fuel				1

Common hardware; procure locally.

Group 26: Fuel Transfer Pump

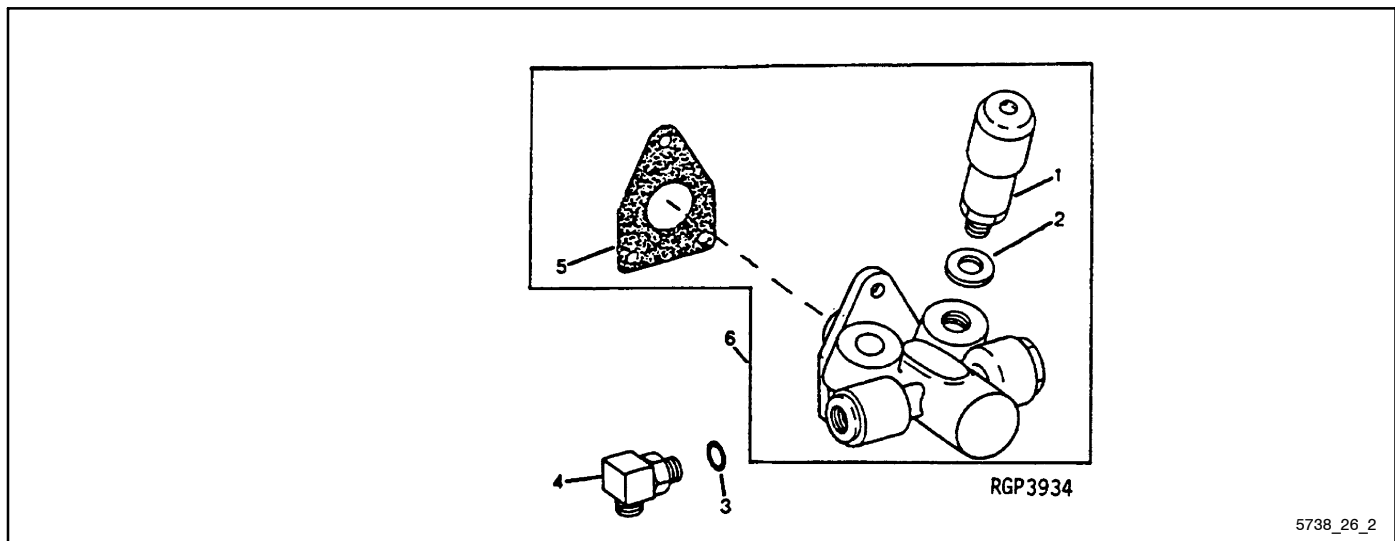


5738_26_1

Item	Part Number	Description	Quantity			
			Variation Number			
			1	2	3	4
1	223557	Gasket	1			
1	360119	O-ring		1	1	
2	223585	Pump, fuel	1			
2	GM17540	Pump, fuel		1		
2	360071	Pump, fuel transfer			1	
3	GM17471	O-ring		2	2	
4	GM17470	Fitting		2	1	
5	GM18722	Fitting			1	
6	#	Washer	2			
6	#	Screw, 5/16 x 1 1/4 in.	2			
6	GM17525	Screw, cap		2	2	
7	360159	Rod, push		1	1	

Common hardware; procure locally.

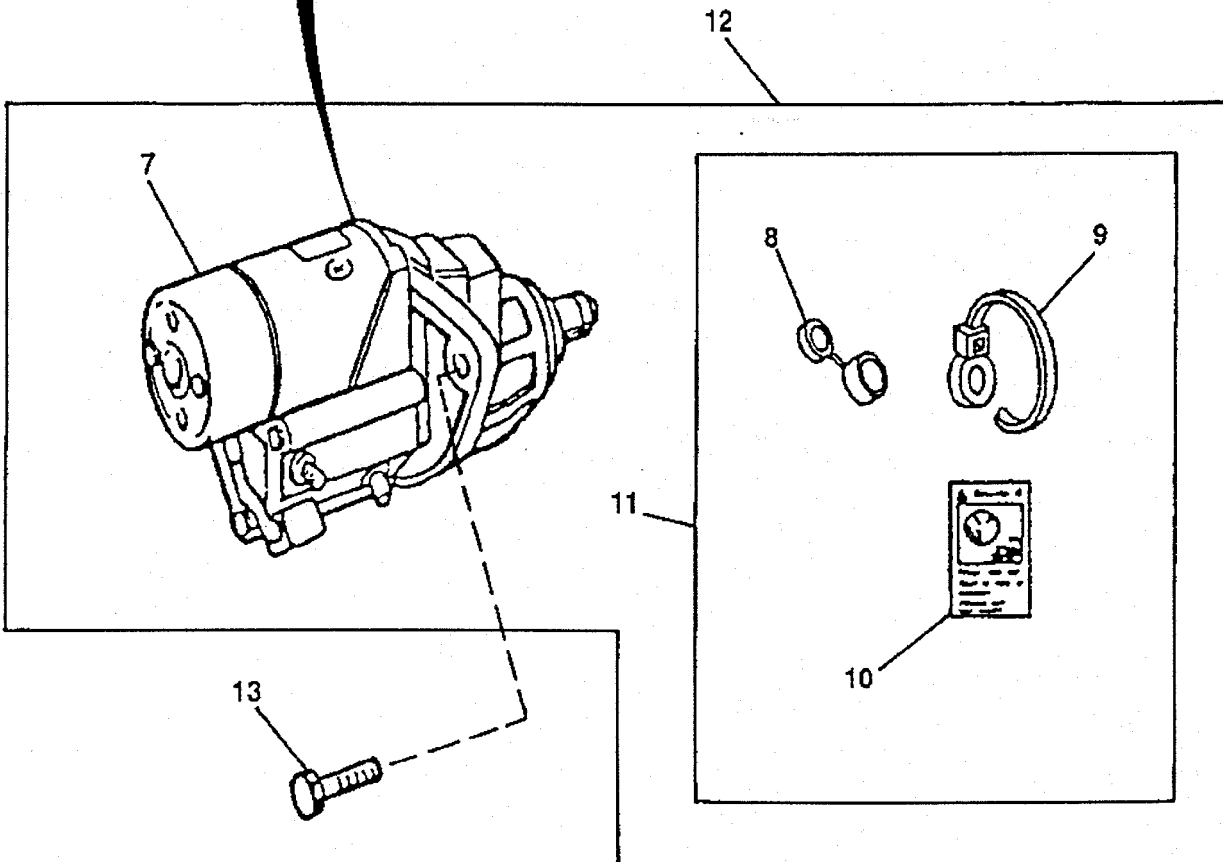
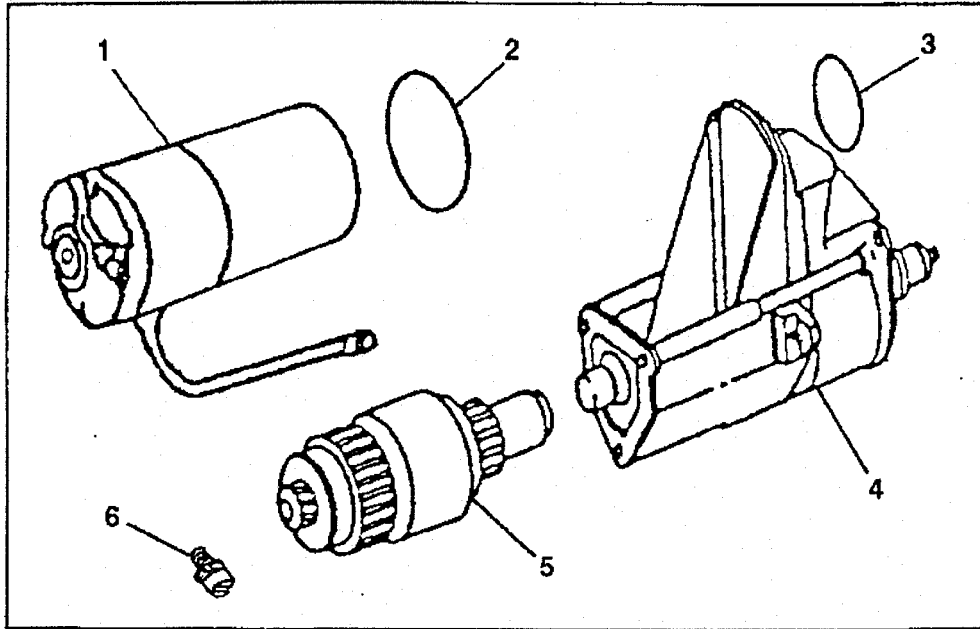
Group 26: Fuel Transfer Pump



5738_26_2

Item	Part Number	Description	Quantity			
			Variation Number			
			1	2	3	4
1	GM18867	Hand primer				1
2	223800	Washer				1
3	223742	O-ring				2
4	223921	Fitting, elbow				2
4	GM18783	Washer				1
4	GM18759	Fitting				1
5	223839	Gasket				1
6	352820	Pump, fuel				1

Group 27: Starting Motor



5738_27_1

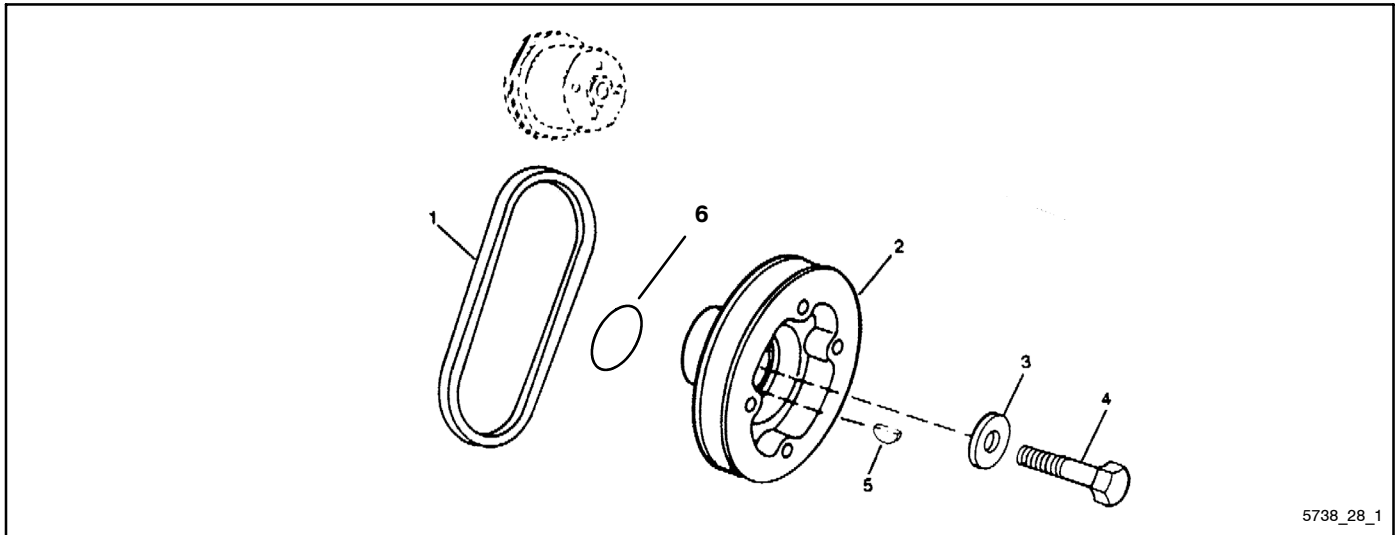
Group 27: Starting Motor

Item	Part Number	Description	Quantity							
			Variation Number							
			1	2	3	4	5	6	7	
1	X	Motor solenoid		1	1	1	1	1	1	1
2	GM17463	Seal		1	1	1	1	1	1	1
3	GM17464	O-ring		1	1	1	1	1	1	1
4	352140	Switch	1							
4	GM17544	Switch		1		1		1		
4	GM17546	Switch			1		1			1
5	352116	Clutch	1							
5	GM17545	Clutch		1		1		1		
5	GM17547	Clutch			1		1			1
6	#	Screw with washer, M5 x 0.8		1	1	11		1	1	1
7	223791	Gasket	1							
7	352139	Starter	1							
7	GM17537	Starter motor		1		1				
7	GM17376	Starter motor			1		1			
7	GM17465	Stud			1		1			
7	#	Washer, 13 x 24 x 2.5 mm			1			3		
7	#	Nut, flange, M12			1			1		
7	X	Starter motor								1
7	X	Starter motor							1	
8	X	Cover		1	1	1	1	1	1	1
9	GM17495	Tie band		1	1	1	1	1	1	1
10	GM17554	Label		1	1	1	1	1	1	1
11	GM17548	Kit		1	1	1	1	1	1	1
11	GM17537	Starter							1	
11	GM17548	Kit							1	
12	GM17550	Kit, starter motor		1		1		1	1	
12	GM16801	Kit, starter motor			1		1			1
13	#	Screw, 3/8 x 1 1/4 in.	3							
13	#	Washer, lock, 3/8 in.	3							
13	#	Screw, M10 x 30		3	3	3				3
13	#	Screw, 9.525 x 34.925 mm							2	
13	#	Washer							2	
—	223791	Gasket							1	

Common hardware; procure locally.

X Item not sold separately.

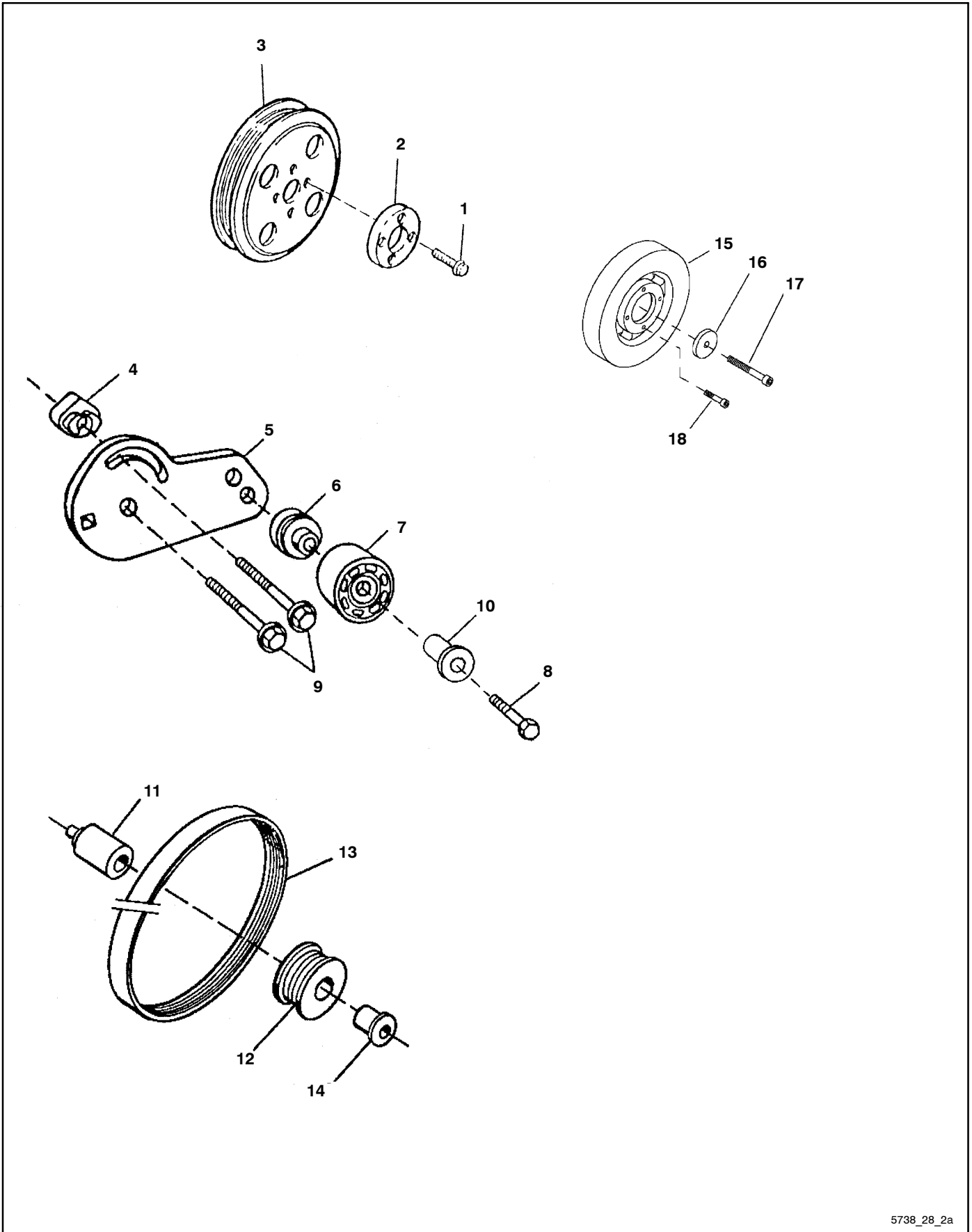
Group 28: Crankshaft Pulley and Fan Belt



5738_28_1

Item	Part Number	Description	Quantity			
			Variation Number			
			1	2	3	4
1	352182	Fan belt, matched pair	1			
2	352057	Pulley	1			
3	352094	Bushing	1			
4	223541	Screw	1			
5	224287	Key	1			
6	352095	O-ring	1			

Group 28: Crankshaft Pulley and Fan Belt, continued



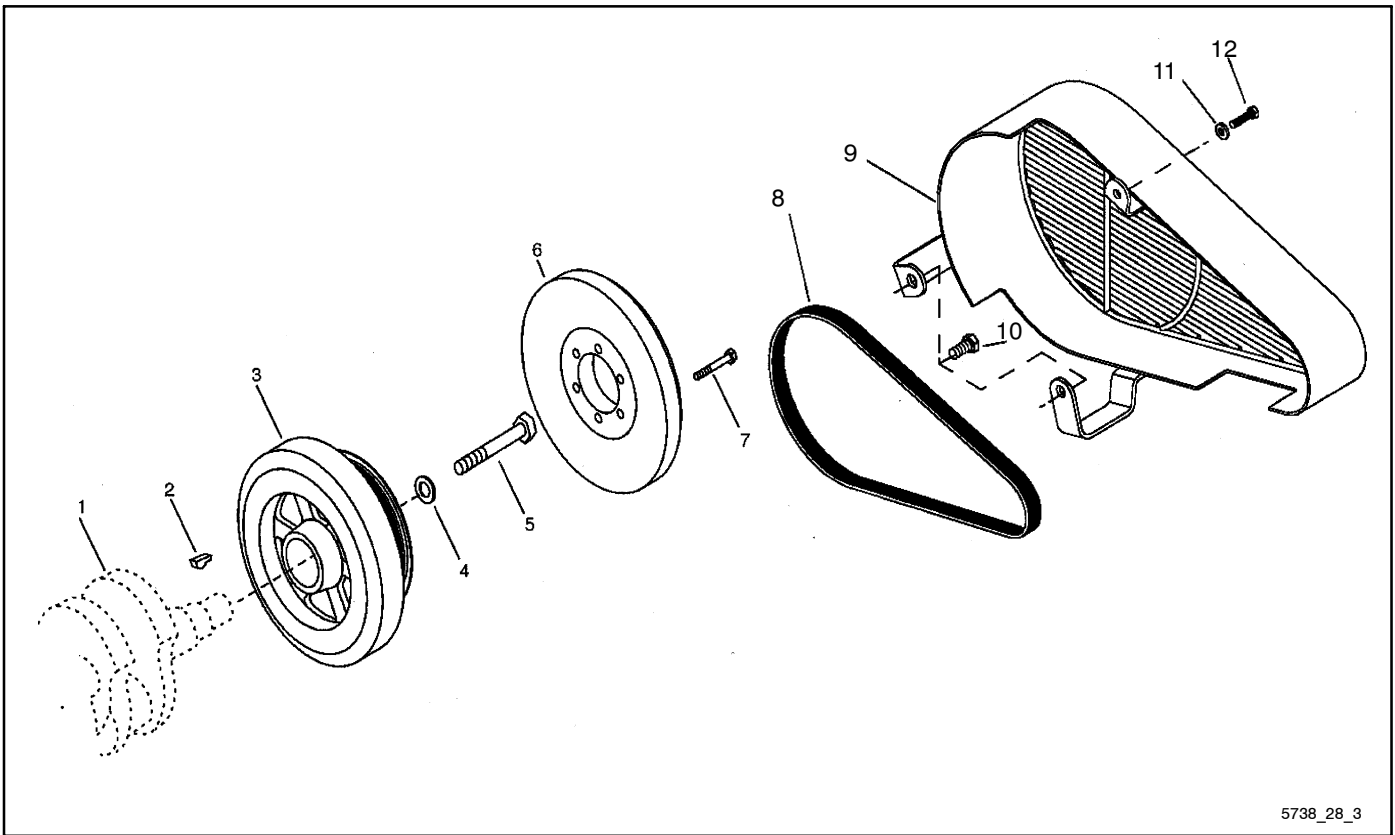
5738_28_2a

Group 28: Crankshaft Pulley and Fan Belt, continued

Item	Part Number	Description	Quantity			
			Variation Number			
			1	2	3	4
1	360111	Bolt		4		
2	GM24964	Adapter		1		
3	360576	Pulley		1	1	
4	GM17476	Nut		1	1	
5	GM17475	Bracket		1	1	
6	GM17481	Spacer		1	1	
7	GM17529	Pulley		1	1	
8	#	Screw, M10 x 55		1	1	
9	#	Screw, M10 x 25		2	2	
10	GM17488	Sleeve		1	1	
11	GM17457	Spacer		1	1	
12	GM17441	Pulley		1	1	
13	GM15402	Belt, serpentine		1	1	
14	GM17488	Sleeve		1	1	
15	GM18795	Dampener, torsional				
16	GM18721	Washer				4
17	#	Screw, M12 x 100				1
18	#	Screw, M10 x 50				4

Common hardware; procure locally.

Group 28: Crankshaft Pulley and Fan Belt, continued

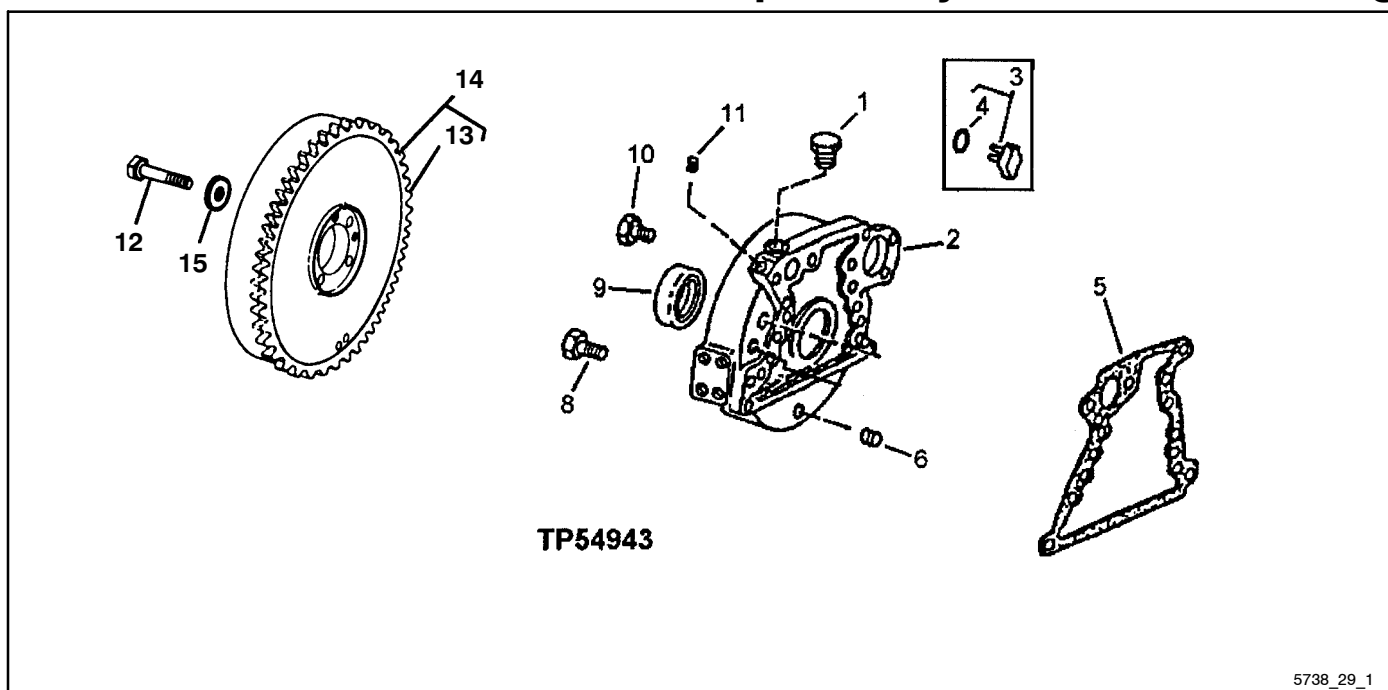


5738_28_3

Item	Part Number	Description	Quantity			
			Variation Number			
			1	2	3	4
1	—	Crankshaft				1
2	352731	Key				1
3	GM18801	Dampener, torsional				1
4	GM18712	Washer				1
5	GM18758	Screw, cap				1
6	GM18861	Dampener, torsional				1
7	#	Screw, 3/8 x 1 in.				6
8	GM18704	Belt, 65.9 in.				1
9	GM18830	Guard				1
10	#	Screw, 1/2 x 1 in.				2
11	#	Washer, 11/32 x 3/4 x 0.120 in.				1
12	#	Screw, 5/16 x 1 1/4 in.				1

Common hardware; procure locally.

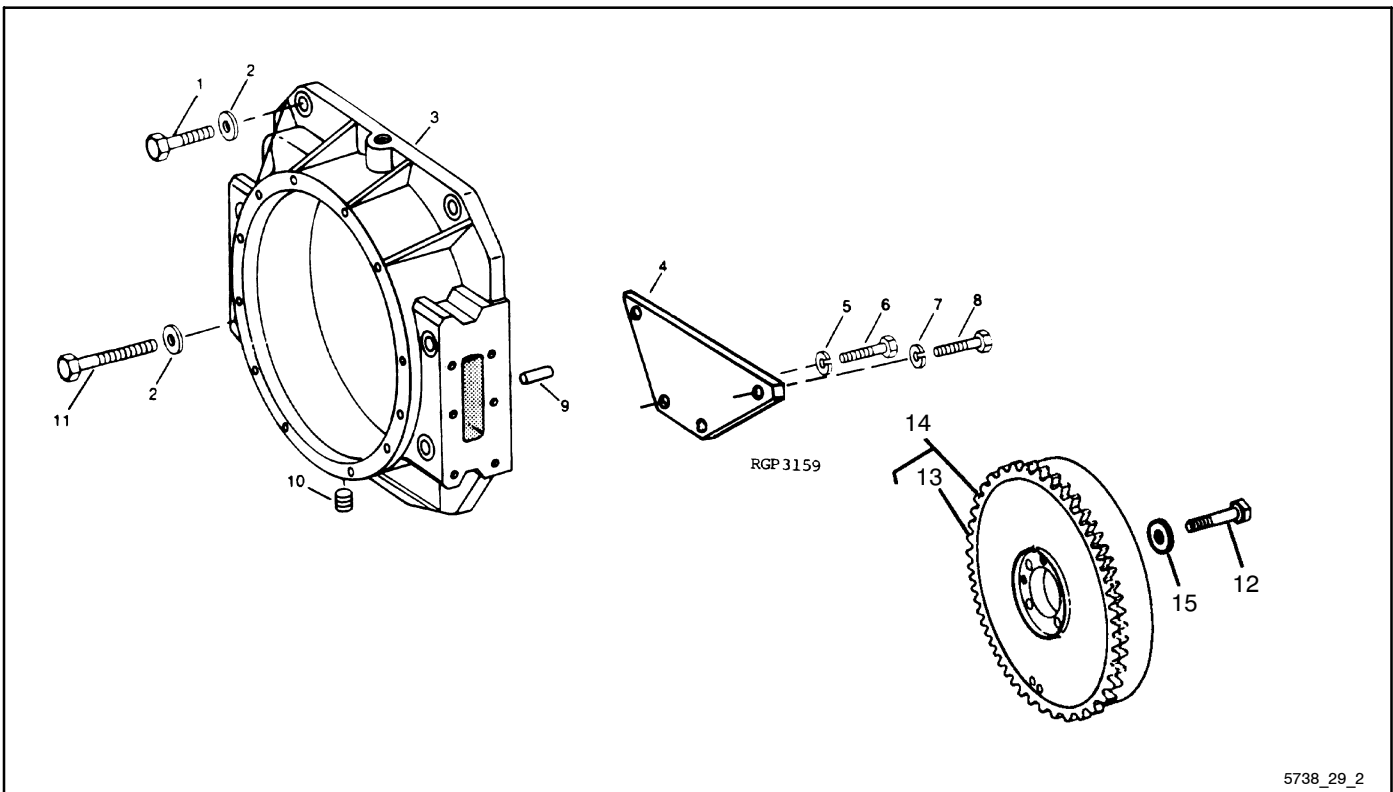
Group 29: Flywheel and Housing



Item	Part Number	Description	Quantity				
			Variation	Number	1	2	3
1	#	Plug, drain	1				
1	GM17468	Fitting		1	1		
2	352060	Housing	1				
2	GM17454	Housing		1	1		
2	GM17449	Plate (not shown)		1			
2	#	Screw, cap, M6 x 12 (not shown)		2			
3	223683	Plug	1				
3	GM17453	Plug		1	1		
4	223747	O-ring	1				
5	223558	Gasket	1				
6	#	Plug, pipe, 1/2 in.	1				
6	GM17553	Cap		1	1		
6	GM15403	Plug, pipe, 1/2 in.		1	1		
7	#	Screw, 1/2 x 1/2 in. (not shown)	1				
8	#	Screw, 5/8 x 2 1/2 in.	4				
8	#	Screw, M12 x 50		4	4		
9	223583	Seal	1	1	1		
10	#	Screw, 3/8 x 1 3/8 in.	8				
10	360581	Bolt, M12 x 1.75		8	8		
11	#	Plug, pipe, 1/8 in.	1				
12	#	Screw, 1/2-13 x 1 1/2, grade 8	4				
12	360581	Bolt, M12 x 1.75		4	6		
13	223750	Gear	1	1	1		
14	224079	Flywheel	1				
14	GM17501	Flywheel		1	1		
15	223983	Washer	4				
—	#	Screw, M6 x 12					2
—	GM17449	Plate					2

Common hardware; procure locally.

Group 29: Flywheel and Housing, continued



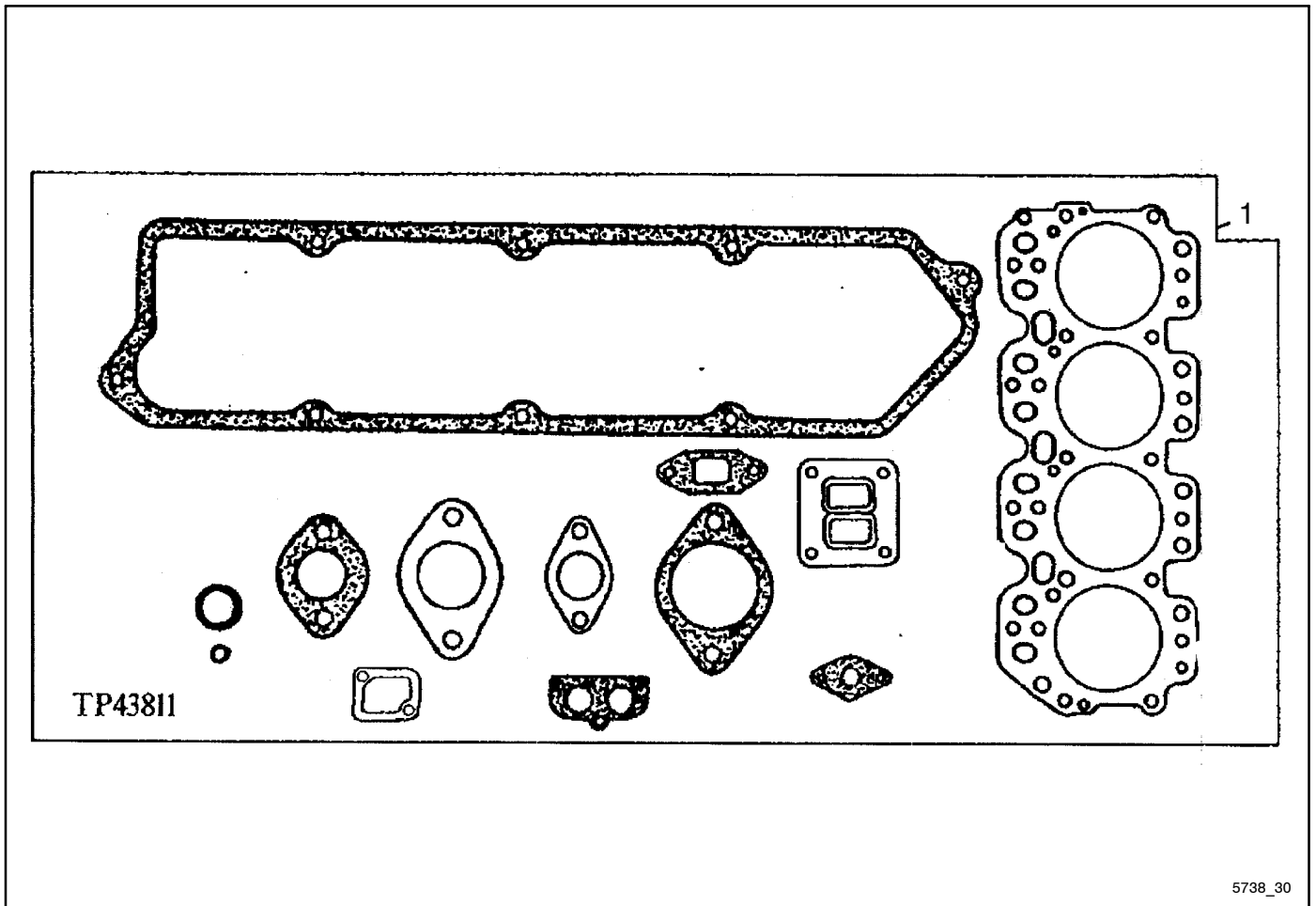
5738_29_2

Item	Part Number	Description	Quantity			
			Variation Number			
			1	2	3	4
1	#	Screw				2
2	#	Washer				6
3	352757	Housing				1
4	223803	Cover				1
5	X	Washer				NA
6	#	Screw				2
7	X	Washer				NA
8	#	Screw, 1/2 x 7/8 in.				2
9	352707	Pin, dowel				2
10	GM18862	Plug, pipe				1
11	#	Screw				4
12	#	Screw, 1/2 x 2 in.				6
13	223750	Gear				1
14	352865	Flywheel				1
—	352773	Housing				6
—	223738	Gasket				6
—	GM17468	Fitting				1
—	#	Screw				1
—	GM18831	Seal				1
—	224338	Washer				1

Common hardware; procure locally.

X Item not sold separately.

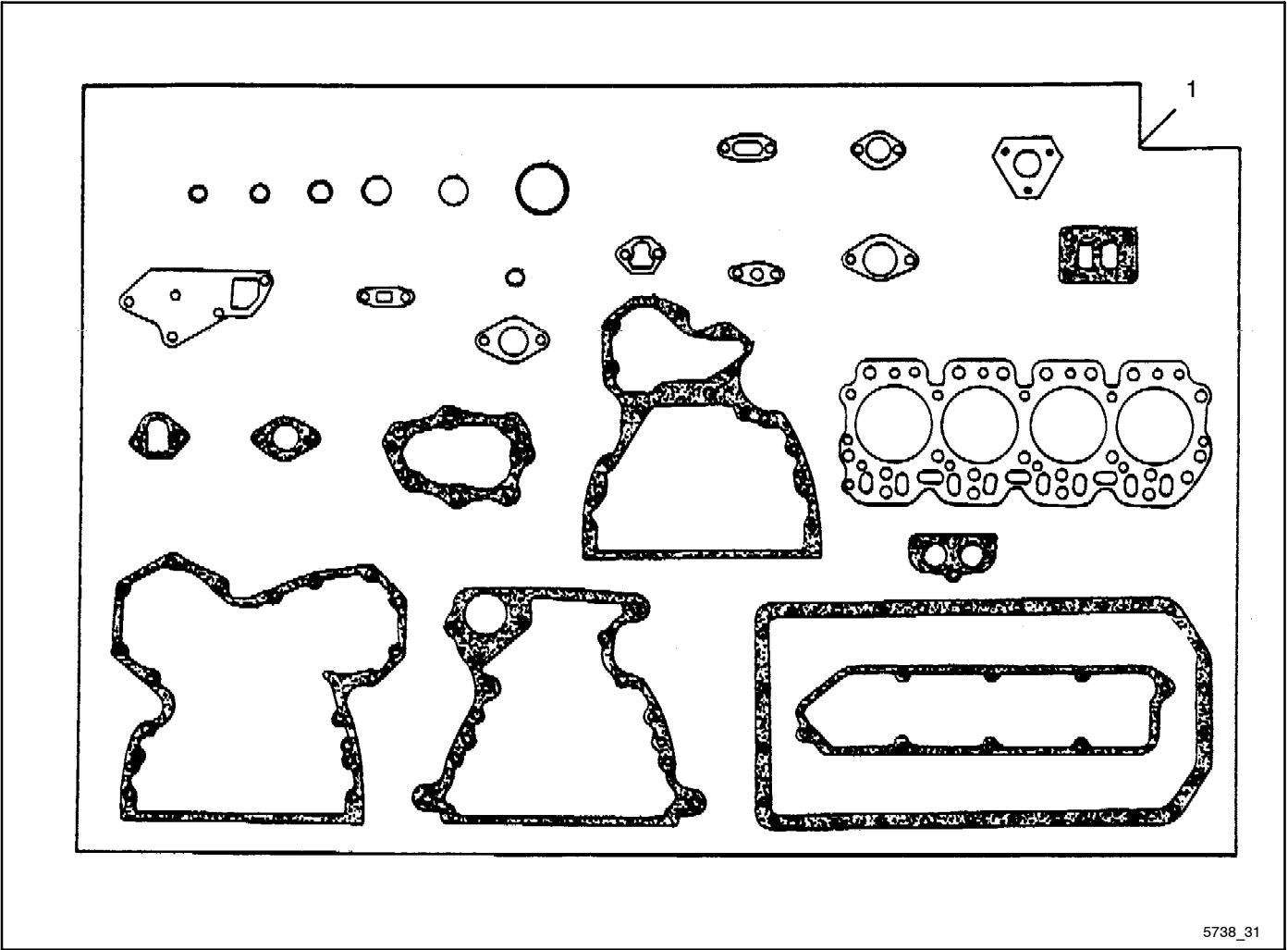
Group 30: Cylinder Head Gasket Set



5738_30

Item	Part Number	Description	Quantity			
			Variation Number			
			1	2	3	4
1	223600	Kit, gasket	1			
1	360586	Kit, gasket		1		
1	360063	Kit, gasket			1	
1	352855	Kit, gasket				1

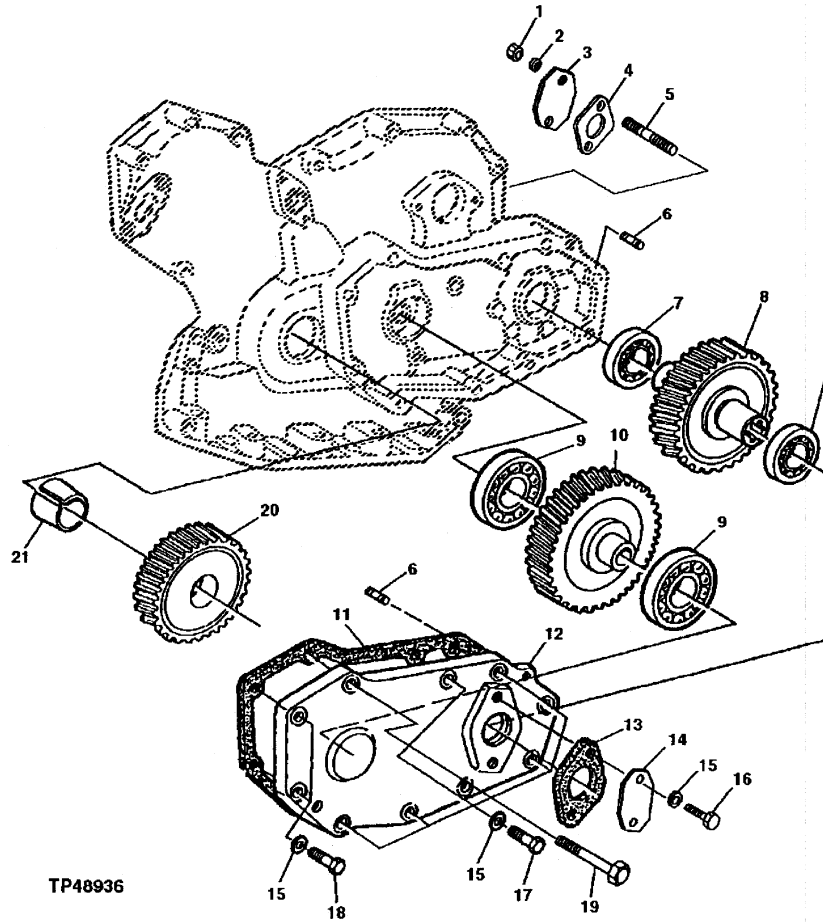
Group 31: Engine Overhaul Gasket Set



5738_31

Item	Part Number	Description	Quantity						
			Variation Number						
			1	2	3	4	5	6	
1	223601	Kit, gasket		1					
1	352107	Kit, gasket	1						
1	360065	Kit, gasket					1		
1	352856	Kit, gasket							1
1	GM17538	Kit, gasket			1				
1	GM17539	Kit, gasket				1			

Group 32: Auxiliary Drive Gears



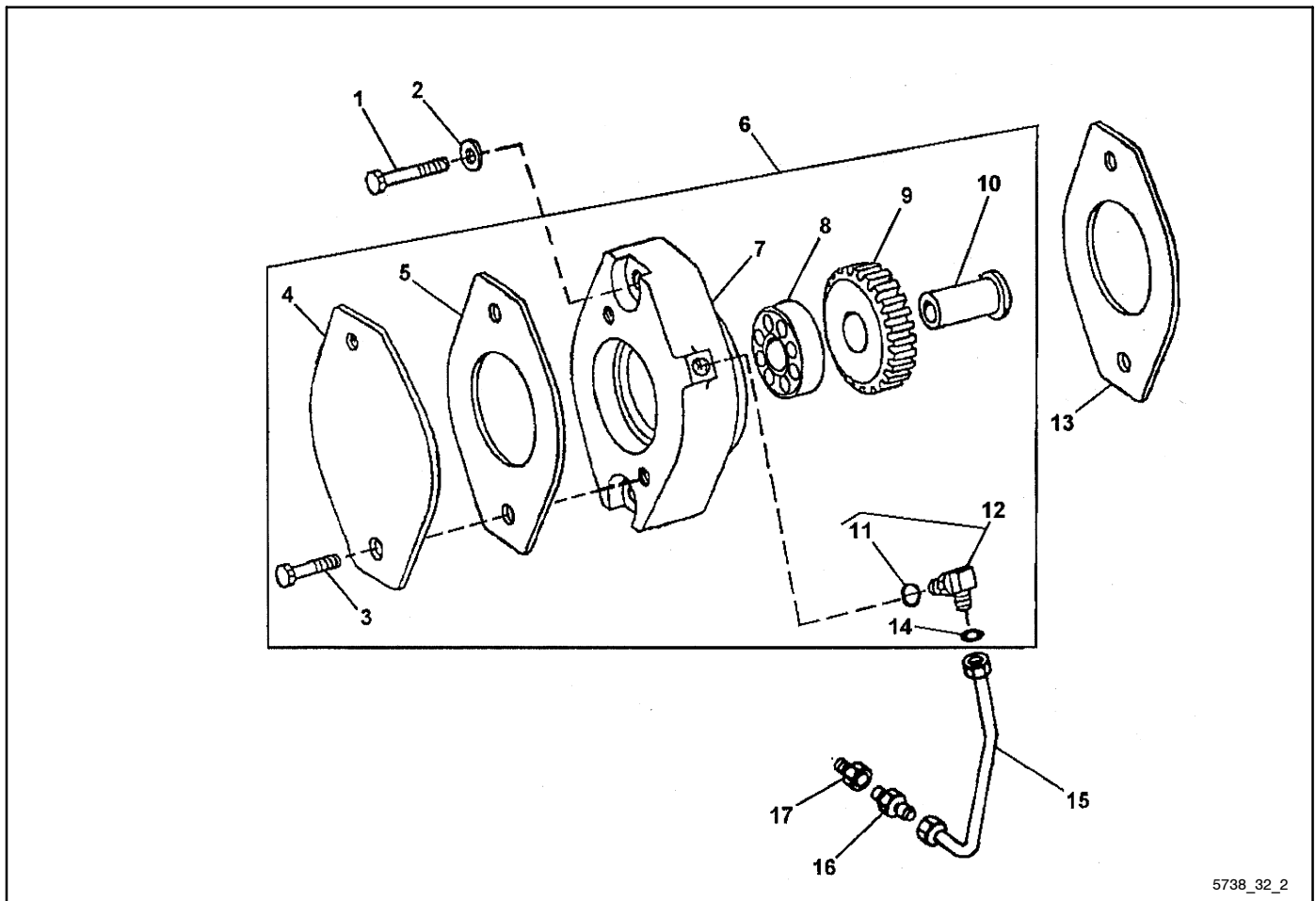
TP48936

5738_32_1

Item	Part Number	Description	Quantity			
			Variation Number			
			1	2	3	4
1	#	Nut, 1/2 in.	2			
2	#	Washer, 33/64 x 7/8 x 0.048 in.	2			
3	352046	Cover	1			
4	352024	O-ring	1			
5	352090	Stud	2			
6	352063	Shaft	2			
7	352101	Ball bearing	2			
8	352084	Gear, 35 teeth	1			
9	352102	Ball bearing	2			
10	352100	Gear, 49 teeth	1			
11	352087	Gasket	1			
12	352086	Cover	1			
13	352092	Gasket	1			
14	352091	Cover	1			
15	#	Washer, 13/32 x 23/32 x 0.120 in.	11			
16	#	Screw, 3/8 x 1 in.	2			
17	#	Screw, 3/8 x 1 1/8 in.	9			
18	#	Bolt	2			
19	#	Screw, 3/8 x 4 in.	1			
20	352083	Gear, 34 teeth	1			

Common hardware; procure locally.

Group 32: Auxiliary Drive Gears, continued



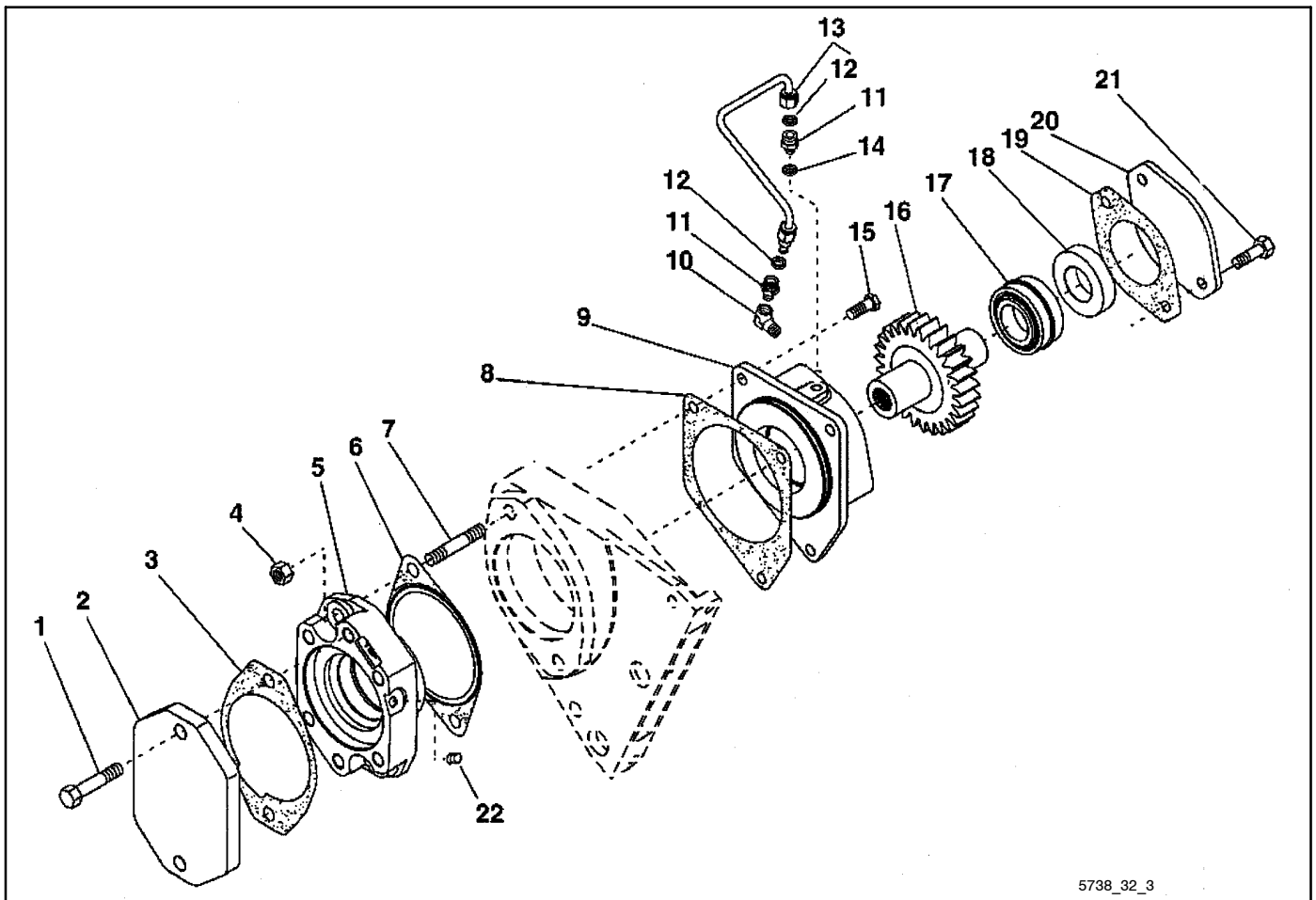
5738_32_2

Item	Part Number	Description	Quantity			
			Variation Number			
			1	2	3	4
1	#	Screw, M12 x 70		2	2	
2	#	Washer, 13 x 24 x 2.5 mm		2	2	
3	#	Screw, M10 x 25		2	2	
4	352091	Cover		1	1	
5	352093	Gasket		1	1	
6	GM17506	Adapter		1	1	
7	X	Housing		1	1	
8	X	Bearing, roller		1	1	
9	X	Gear		1	1	
10	X	Shaft, drive		1	1	
11	360178	O-ring, 9.3 x 2.2 mm		1	1	
12	GM17436	Fitting, elbow		1	1	
13	GM17460	Gasket		1	1	
14	GM17557	O-ring		1	1	
15	GM17505	Line, oil		1	1	
16	352049	Coupling		1	1	
17	#	Bushing, pipe, 1/4 in.		1		
18	GM17507	Kit, adapter (includes items 1-17)		1		

Common hardware; procure locally.

X Item not sold separately.

Group 32: Auxiliary Drive Gears, continued

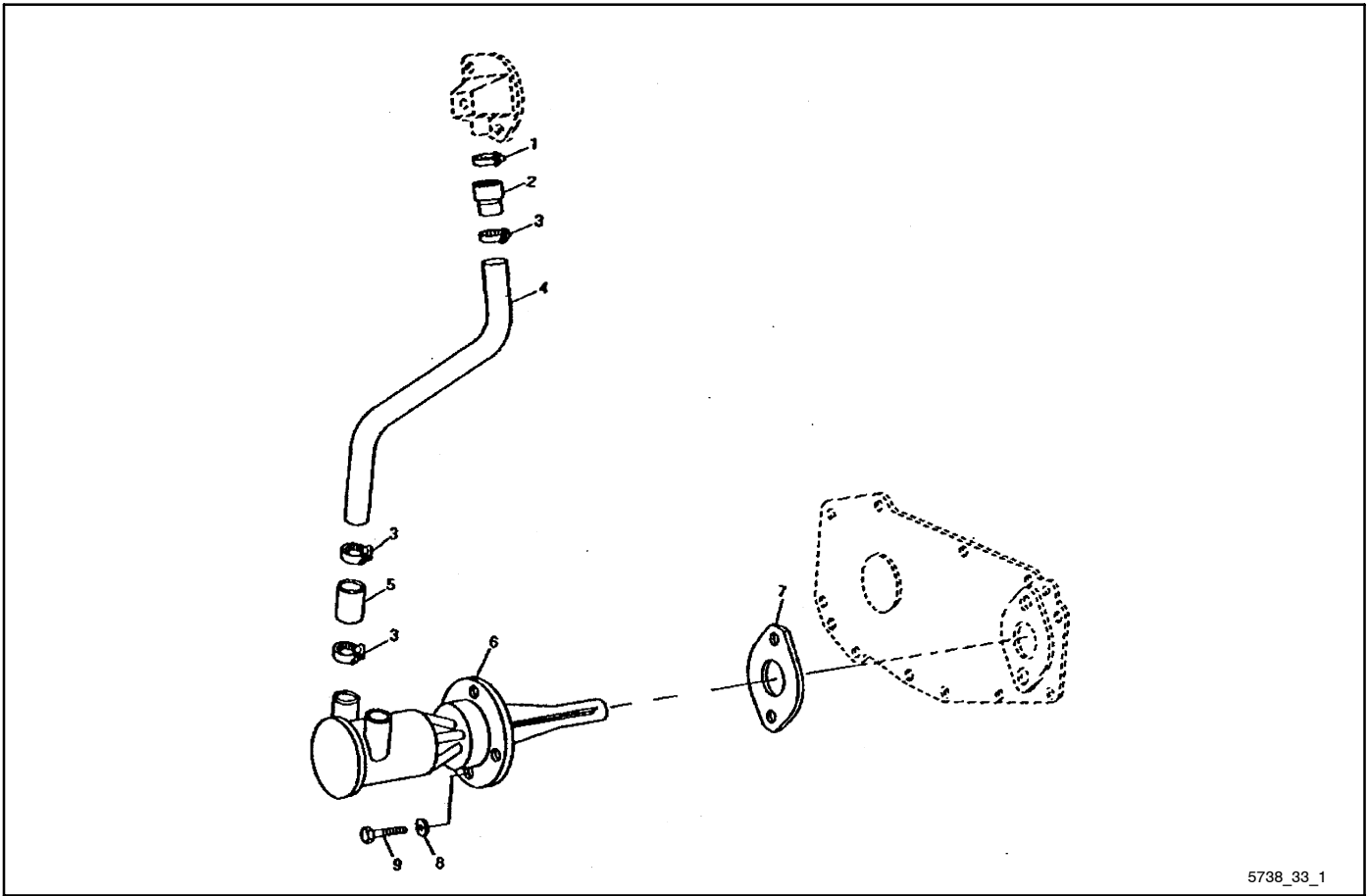


5738_32_3

Item	Part Number	Description	Quantity			
			Variation Number			
			1	2	3	4
1	#	Screw, 1/2 x 7/8 in.				2
2	GM18781	Cover				1
3	GM18693	Gasket				1
4	#	Nut, 1/2 in.				2
5	GM18676	Housing				1
6	M18784	Gasket				1
7	GM18755	Stud				1
8	GM18680	Gasket				1
9	GM18679	Housing				1
10	GM18875	Fitting, elbow				1
11	GM18815	Fitting				2
12	223476	Packing				1
13	GM18865	Line, oil				1
14	GM18718	Washer				1
15	#	Screw				3
16	GM18855	Gear				1
17	GM18786	Roller bearing				1
18	GM18671	Bushing				1
19	352093	Gasket				2
20	352091	Cover				1
21	#	Screw				2
22	GM18880	Plug, fitting				1

Common hardware; procure locally.

Group 33: Seawater Pump

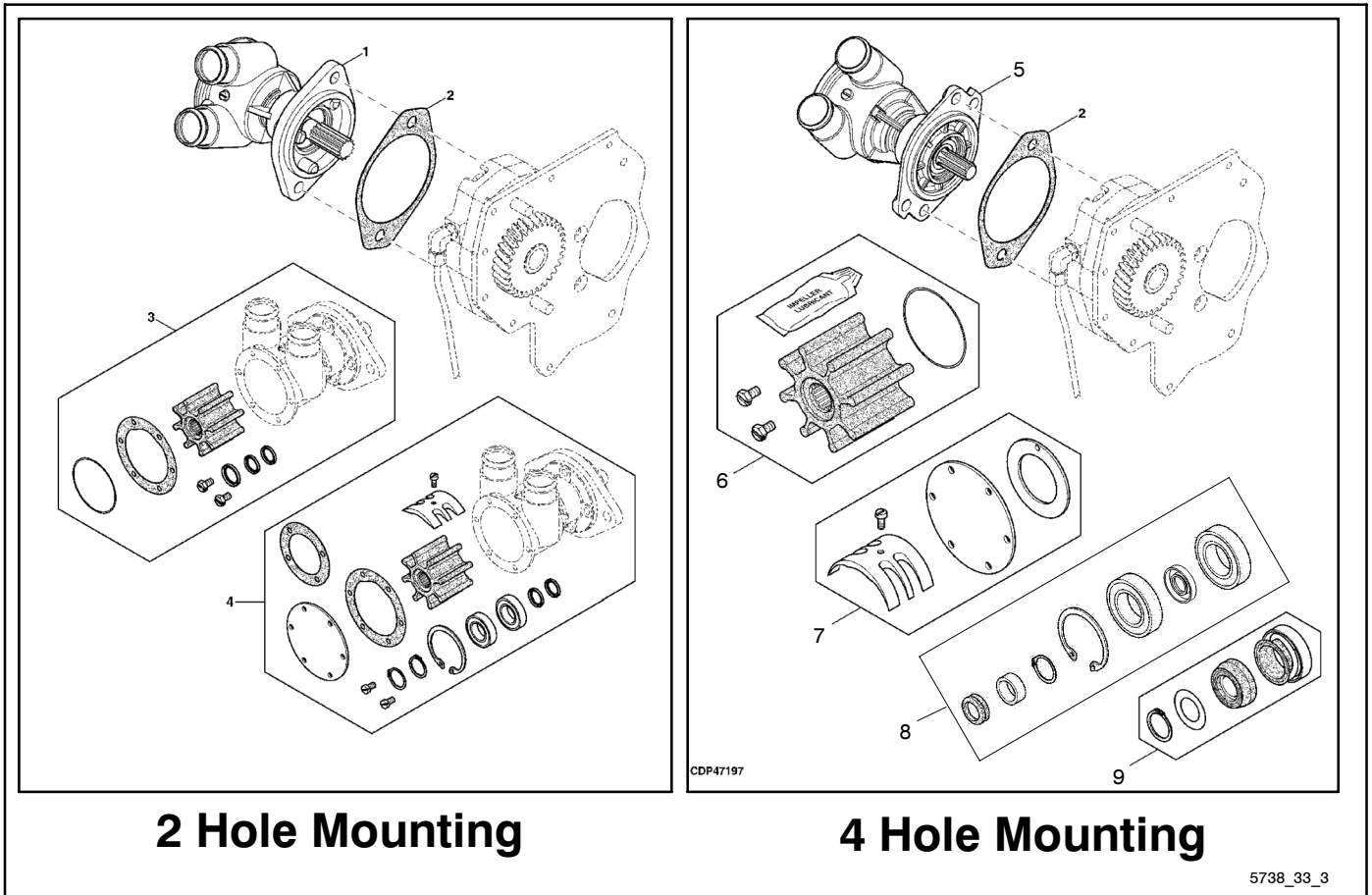


5738_33_1

Item	Part Number	Description	Quantity
			Variation Number
1	#	Clamp	1
2	352032	Hose	1
3	#	Clamp	3
4	352036	Line	1
5	352038	Hose	1
6	352114	Pump, water	1
6	352122	Kit, impeller repair (includes impeller, seal, gasket, and hardware)	1
6	352123	Kit, major repair (includes impeller, seal, bearings, snap rings, cam, cover, and hardware)	1
7	352092	Gasket	1
8	#	Washer, 13/32 x 23/32 x 0.120 in.	2
9	#	Screw, cap, 3/8 x 1 1/4 in.	2

Common hardware; procure locally.

Group 33: Seawater Pump



2 Hole Mounting

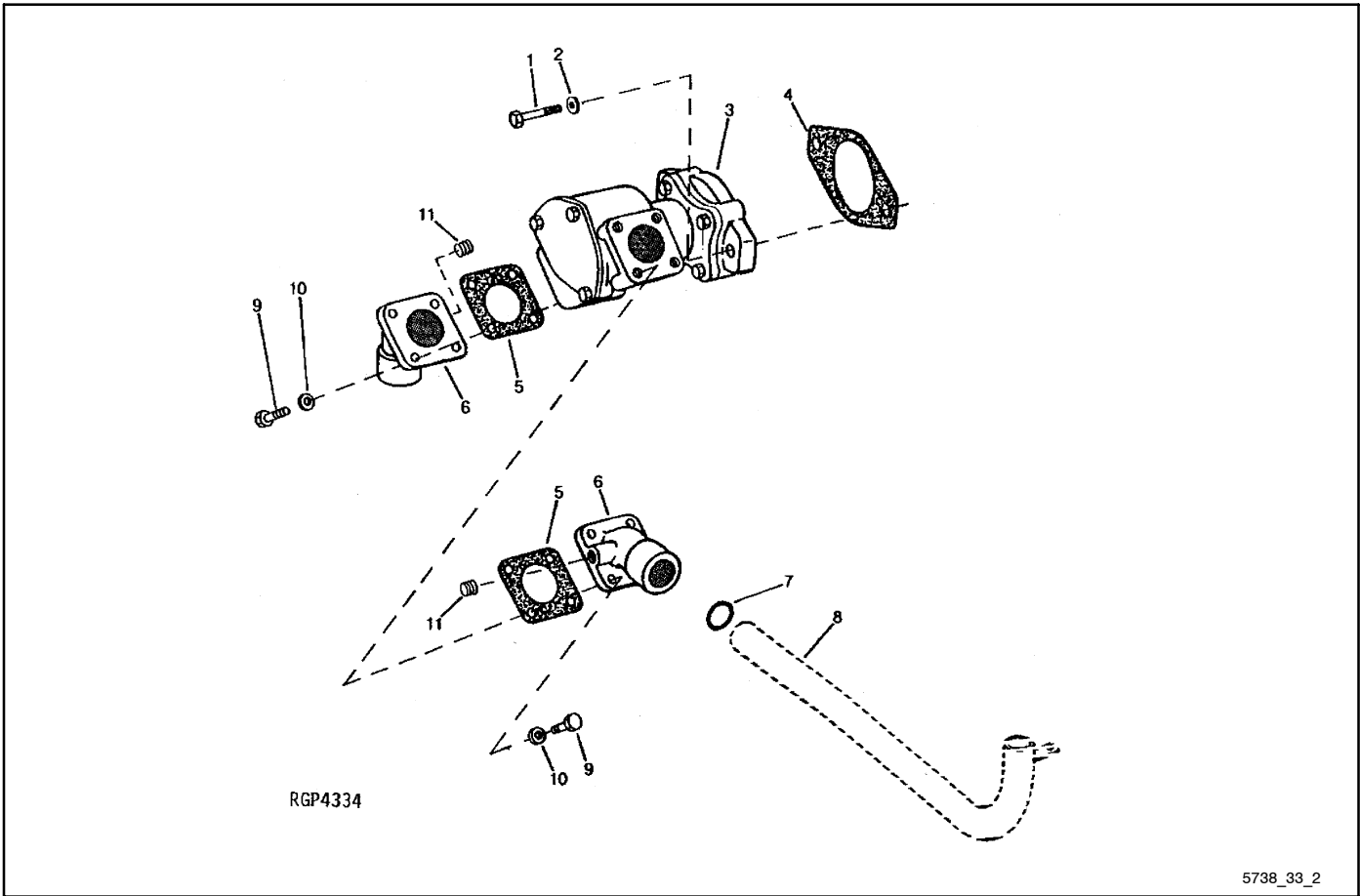
4 Hole Mounting

5738_33_3

Item	Part Number	Description	Quantity	
			2	3
1	GM17377	Pump, seawater (replace with kit GM49147 which includes pump GM57562 and tube GM49146)	1	1
2	352092	Gasket	1	1
3	352122	Kit, impeller repair	1	1
4	352123	Kit, major repair	1	1
5	GM57562	Pump, seawater	1	1
6	GM50644	Kit, impeller	1	1
7	GM50645	Kit, end plate	1	1
8	GM50646	Kit, bearing	1	1
9	GM50647	Kit, seal	1	1

Common hardware; procure locally.

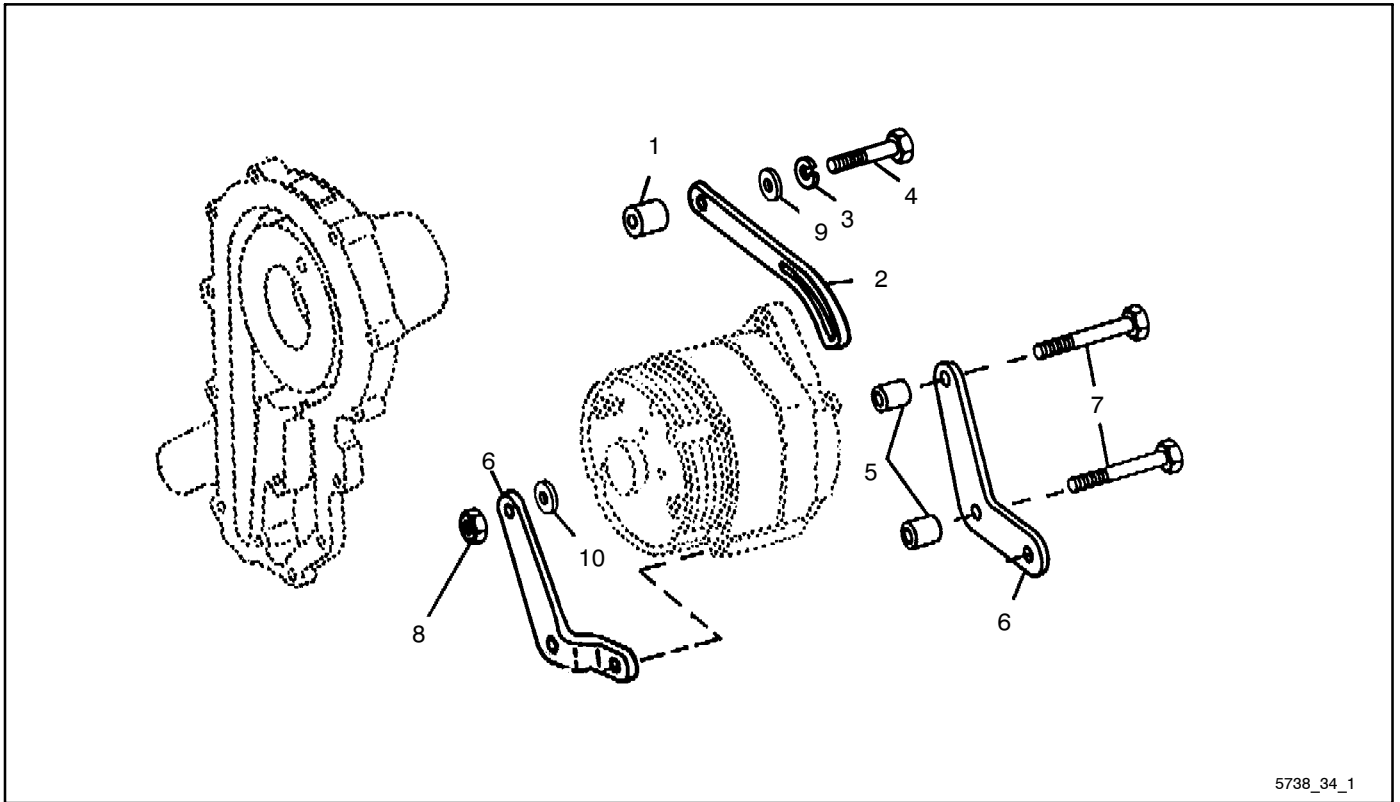
Group 33: Seawater Pump, continued



Item	Part Number	Description	Quantity			
			Variation Number			
			1	2	3	4
1	#	Screw, 3/8 x 1 1/4 in.				2
2	#	Washer				2
3	GM18787	Pump, water				1
4	352093	Gasket				1
5	352033	Gasket				2
6	GM18690	Housing				2
7	223850	O-ring				1
8	-	See Group 16				1
9	#	Screw, M8 x 22				8
10	#	Washer, 11/32 x 11/16 x 0.065 in.				8
11	GM18661	Plug, pipe				2
—	GM18793	Kit, impeller (contains impeller, o-ring, key, and rubber cap)				1
—	GM18794	Kit, water pump repair (contains impeller kit, seals, bearings, and hardware)				1

Common hardware; procure locally.

Group 34: Alternator Brackets

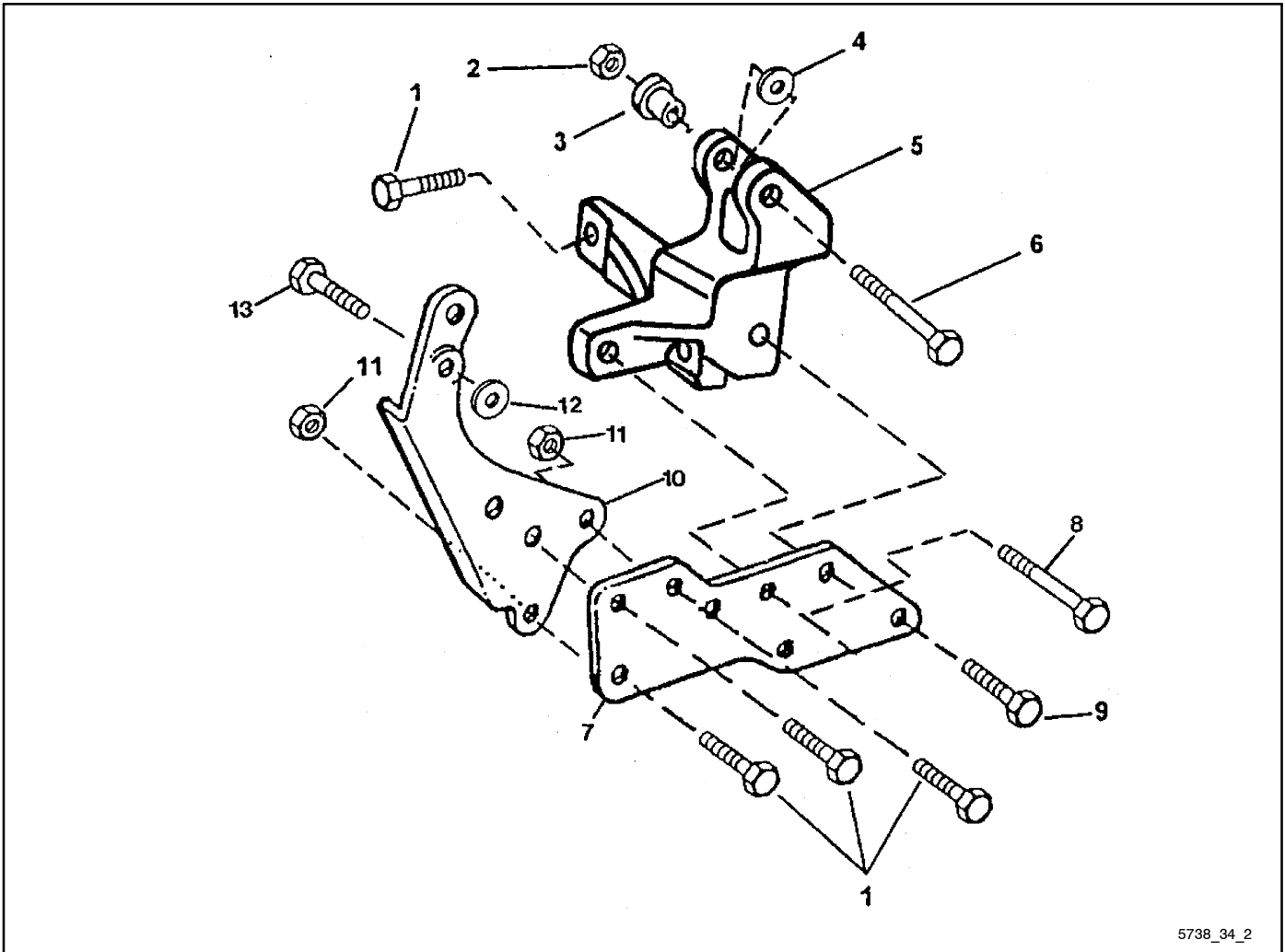


5738_34_1

Item	Part Number	Description	Quantity				
			Variation Number				
			1	2	3	4	5
1	#	Spacer, 0.493 x 0.675 x 1 7/16 in.	1	1			
2	352077	Strap	1				
2	352028	Strap		1			
3	#	Washer, lock, 3/8 in.	1	1			
4	#	Screw, 3/8 x 2 1/2 in.	1	1			
5	#	Spacer, 3/8 x 7/16 in.	2	2			
6	224033	Bracket	2	2			
7	#	Screw, 3/8 x 4 in.	2	2			
8	#	Nut, 3/8 in.	2	2			
9	#	Washer, 13/32 x 23/32 x 0.120 in.	1	1			
10	#	Washer, 13/32 x 23/32 x 0.120 in.	2	2			

Common hardware; procure locally.

Group 34: Alternator Brackets, continued



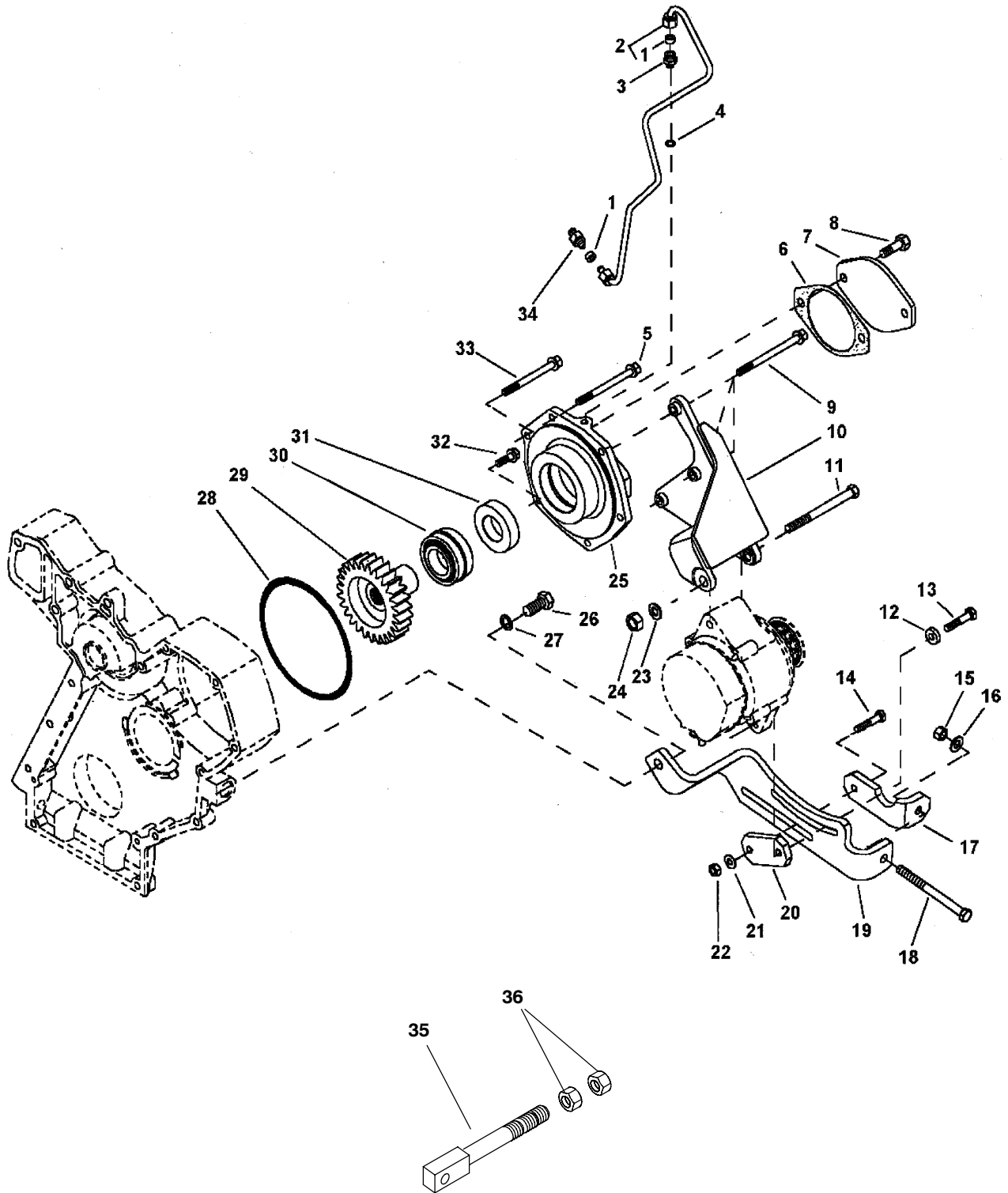
5738_34_2

Item	Part Number	Description	Quantity					
			Variation Number					
			1	2	3	4	5	
1	#	Screw, M10 x 30			5	5		
2	#	Nut, flange, M10				1		
3	360076	Bushing			1	1		
4	360166	Washer, thrust				1		
5	360150	Bracket, alternator mounting			1	1		
6	#	Screw, M10 x 100				1		
7	360155	Bracket, alternator mounting			1	1		
8	#	Screw, M10 x 25			2	2		
9	#	Screw, M8 x 60			1	1		
10	GM17455	Strap			1	1		
11	#	Nut, flange, M10			3	3		
12	GM18719	Washer				1		
13	#	Screw, M8 x 25				1		

Common hardware; procure locally.

Notes

Group 34: Alternator Brackets, continued



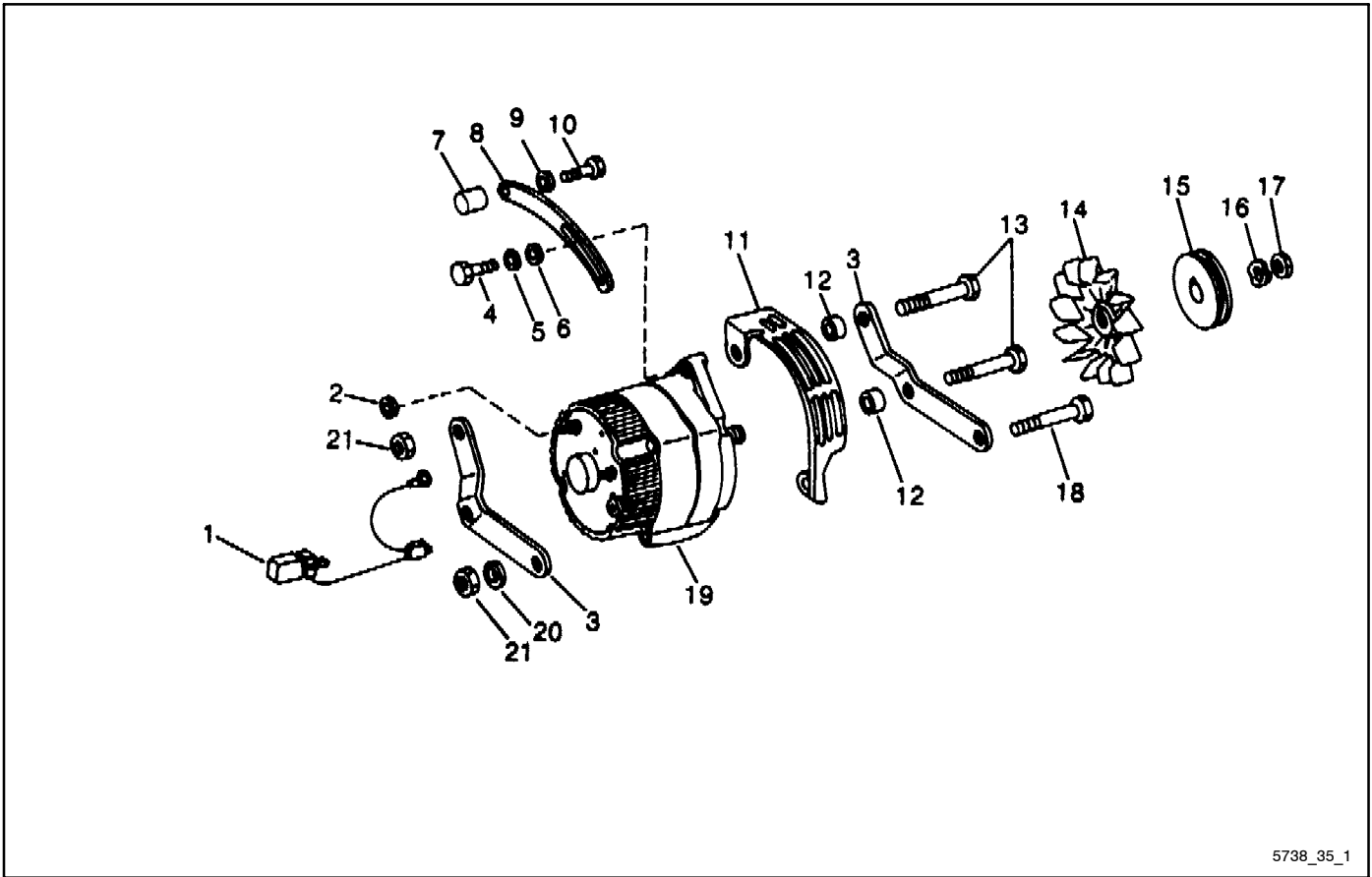
5738_34_3

Group 34: Alternator Brackets, continued

Item	Part Number	Description	Quantity				
			Variation Number				
			1	2	3	4	5
1	223476	Packing					2
2	GM18806	Line, oil					1
3	GM18684	Fitting					1
4	GM18718	Washer					1
5	GM18663	Screw, cap					1
6	352093	Gasket					1
7	352091	Cover					1
8	#	Screw 3/8 x 7/8 in.					2
9	GM18672	Screw					3
10	GM18833	Bracket					1
11	#	Screw, M10 x 110					1
12	GM18750	Washer					1
13	#	Screw, M8 x 40					1
14	#	Screw, 5/16 x 1 1/2 in.					1
15	336726	Nut, hex					1
16	#	Washer, 13/32 x 13/16 x 0.065 in.					1
17	GM18736	Tightener					1
18	#	Screw, 3/8 x 4 1/2 in.					1
19	GM18735	Bracket					1
20	GM18737	Plate					1
21	#	Washer, 21 64 x 3/4 x 0.035 in.					1
22	#	Nut, 5/16 in.					1
23	#	Washer, 10.5 x 20 x 2 mm					2
24	#	Nut, M10					1
25	GM18743	Housing					1
26	#	Screw, 1/2 x 1 1/8 in.					1
27	#	Washer, 17/32 x 3/4 x 0.060 in.					1
28	GM18879	O-ring					1
29	GM18670	Gear					1
30	GM18786	Roller bearing					1
31	GM18671	Bushing					1
32	#	Screw, 5/15 x 1 in.					1
33	GM18665	Screw, RH					1
34	GM18815	Fitting					1
35	326316	Rod, adjusting					1
36	X-70-10	Nut, hex, 1/2-13					2

Common hardware; procure locally.

Group 35: Alternator




5738_35_1

Item	Part Number	Description	Quantity								
			Variation Number								
			1	2	3	4	5	6	7	8	
1	Not used	Harness, wiring	1								
2	#	Nut, lock, M6	1								
3	224033	Bracket	2								
4	#	Screw, cap, M8 x 30	1								
5	#	Washer, lock, 5/16 in.	1								
6	#	Washer, 11/32 x 1 x 0.220	1								
7	#	Washer, 0.493 x 0.675 x 1/4 in.	1								
8	223625	Strap	1								
9	#	Washer, lock, 3/8 in.	2								
10	#	Screw, cap, 3/8 x 1 7/8 in.	3								
11	#	Nut, M10	2								
12	#	Spacer	2								
13	#	Screw, cap, 3/8 x 2 7/8 in.	2								
14	224282	Fan	1								
15	224258	Pulley	1								
16	224331	Washer	1								
17	224269	Nut	1								
18	#	Screw, cap, M10 x 85	1								
19	224244	Alternator	1								
20	#	Washer, lock, 10.2 mm	1								
21	#	Nut, M10	1								

Common hardware; procure locally.

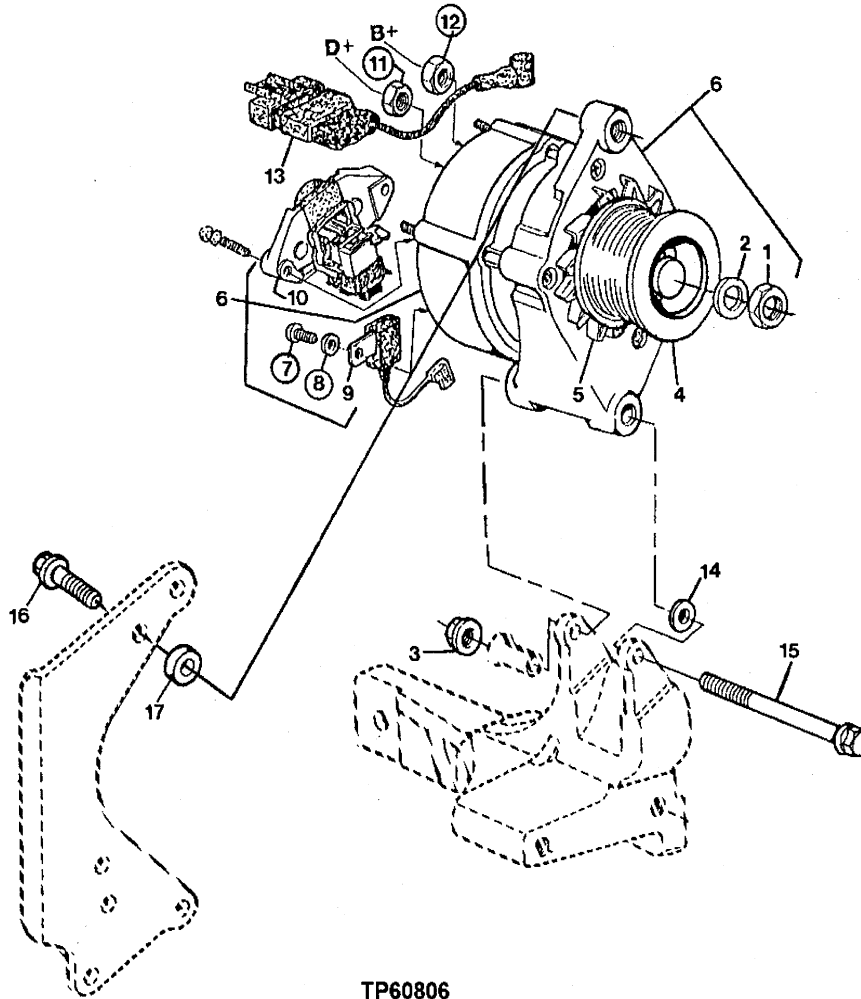
Group 35: Alternator



5738_35_2

Item	Part Number	Description	Quantity								
			Variation Number								
			1	2	3	4	5	6	7	8	
1	352010	Roller bearing		1							
2	352154	Roller bearing		1							
3	352099	Regulator		1							
4	352017	Holder		1							
5	352016	Diode		1							
6	336915	Alternator, 24-volt		1							
7	352068	Fan		1							

Group 35: Alternator, continued



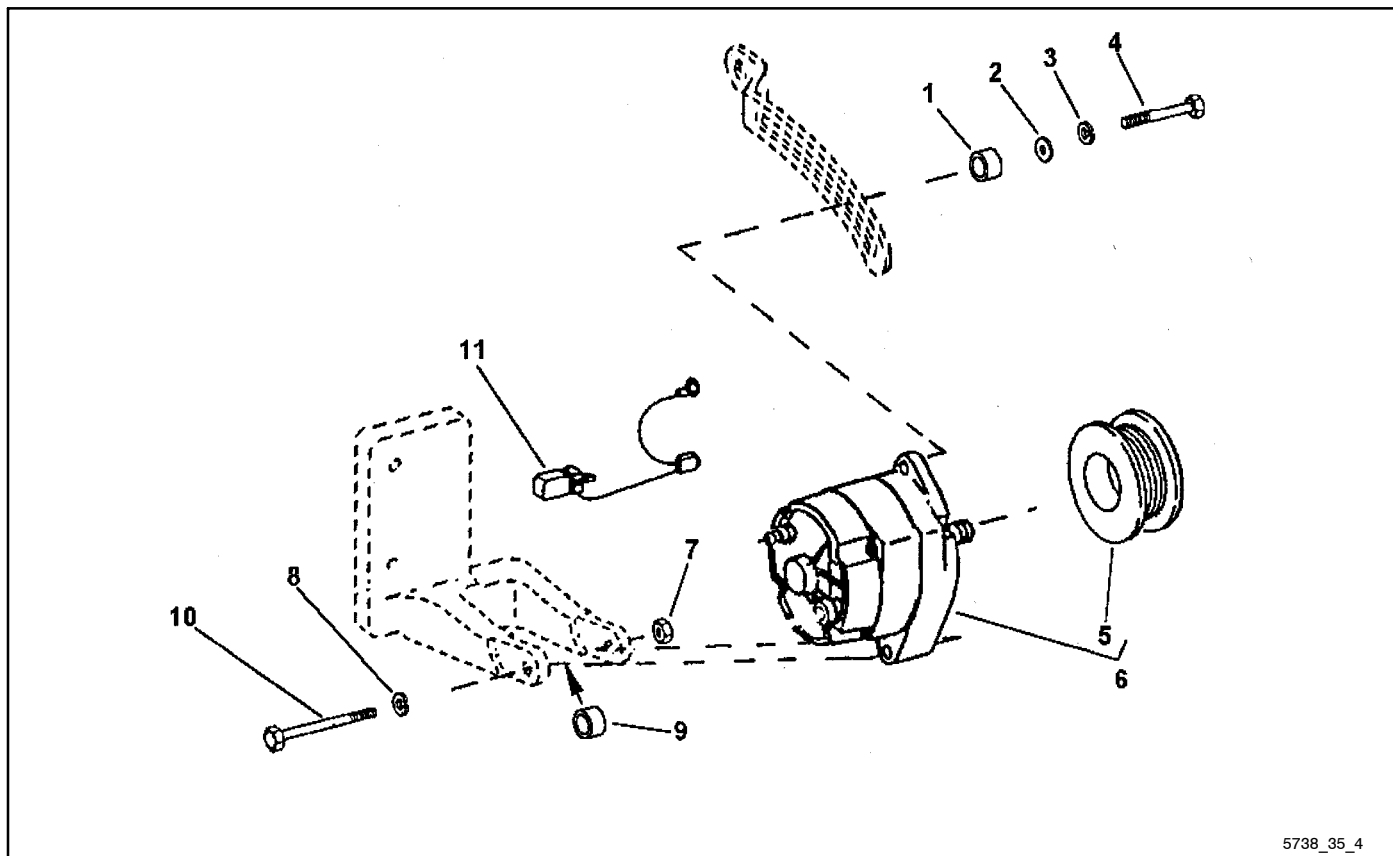
TP60806

5738_35_3

Item	Part Number	Description	Quantity							
			Variation Number							
			1	2	3	4	5	6	7	8
1	#	Nut, M16			1	1	1	1		
2	224331	Washer, 17.145 x 25.781 x 1.981 mm			1	1	1	1		
3	#	Nut, flange, M10			1	1				
4	GM17485	Sheave			1	1	1	1		
5	360588	Fan			1	1	1	1		
6	GM17442	Alternator, 12-volt			1					
6	GM17440	Alternator, 24-volt				1				
6	360001	Alternator, 12-volt					1			
6	360002	Alternator, 24-volt						1		
7	#	Screw, M5 x 8			1	1				
8	#	Washer, 5.3 x 11 x 0.5 mm			1	1				
9	360589	Capacitor			1	1	1	1		
10	360591	Regulator, voltage			1		1			
10	360590	Regulator				1				
11	#	Nut, M5			1	1	2	1		
12	#	Nut, M8			1	1				
13	GM17528	Connector			1	1	1	1		
14	360166	Washer, 10.312 x 17.475 x 0.914 mm			1	1				
15	#	Screw, M10 x 100			1	1				
16	#	Screw, M8 x 25			1	1				
17	#	Washer, 8.128 x 15.748 x 3.937 mm			1	1				

Common hardware; procure locally.

Group 35: Alternator, continued



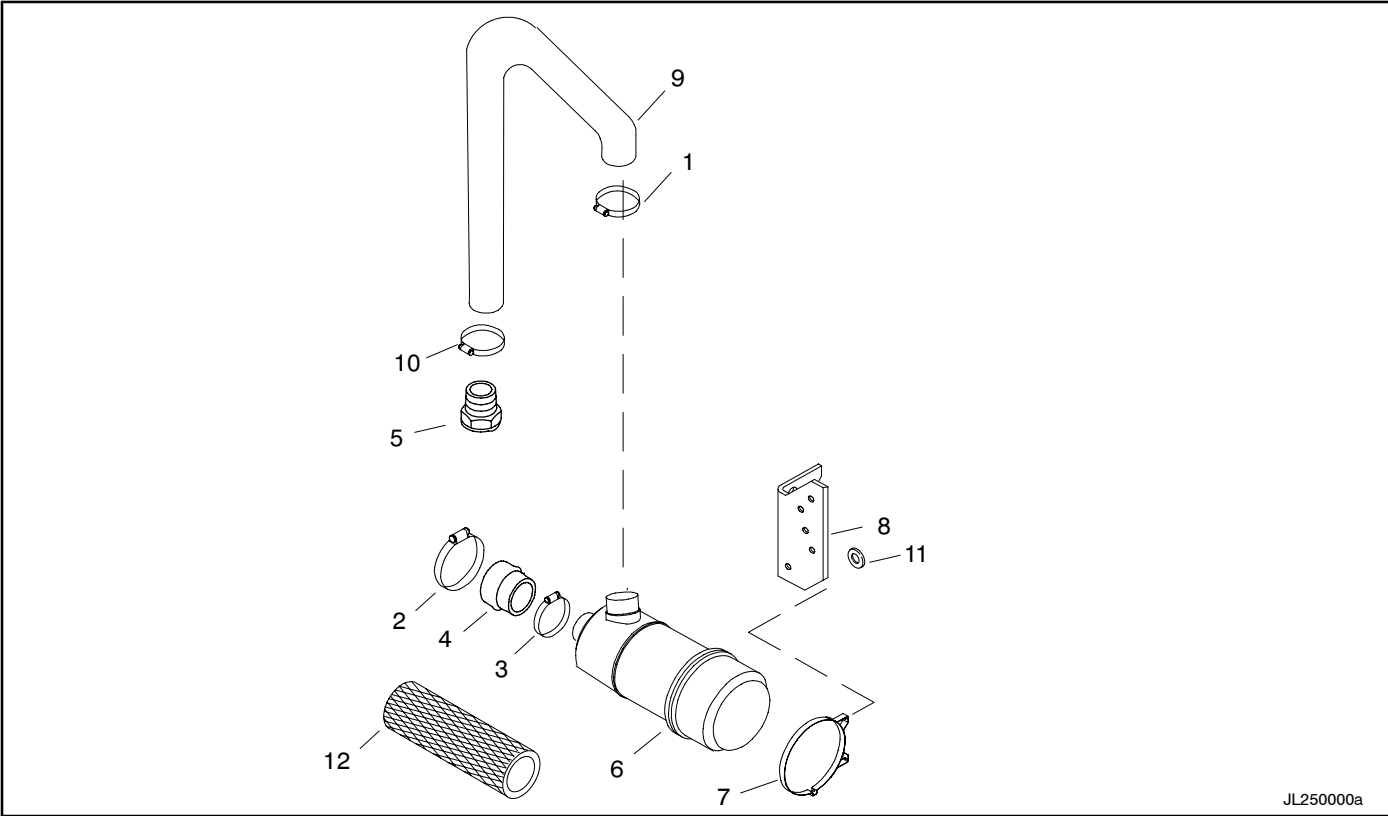
5738_35_4

Item	Part Number	Description	Quantity							
			Variation Number							
			1	2	3	4	5	6	7	8
1	360076	Bushing							1	1
2	GM18750	Washer							1	1
3	X	Washer, lock							NA	NA
4	#	Screw, M8 x 40							1	1
5	GM18677	Pulley							1	1
6	GM18868	Alternator							1	1
6	GM18798	Alternator							1	1
7	#	Nut, M10							1	1
8	#	Washer, 10.5 x 20 x 2 mm							1	1
9	GM18707	Bushing							1	1
10	#	Screw, M10 x 110							1	1
11	GM18840	Harness, wiring							1	1

Common hardware; procure locally.

X Item not sold separately.

Group 101: Air Intake



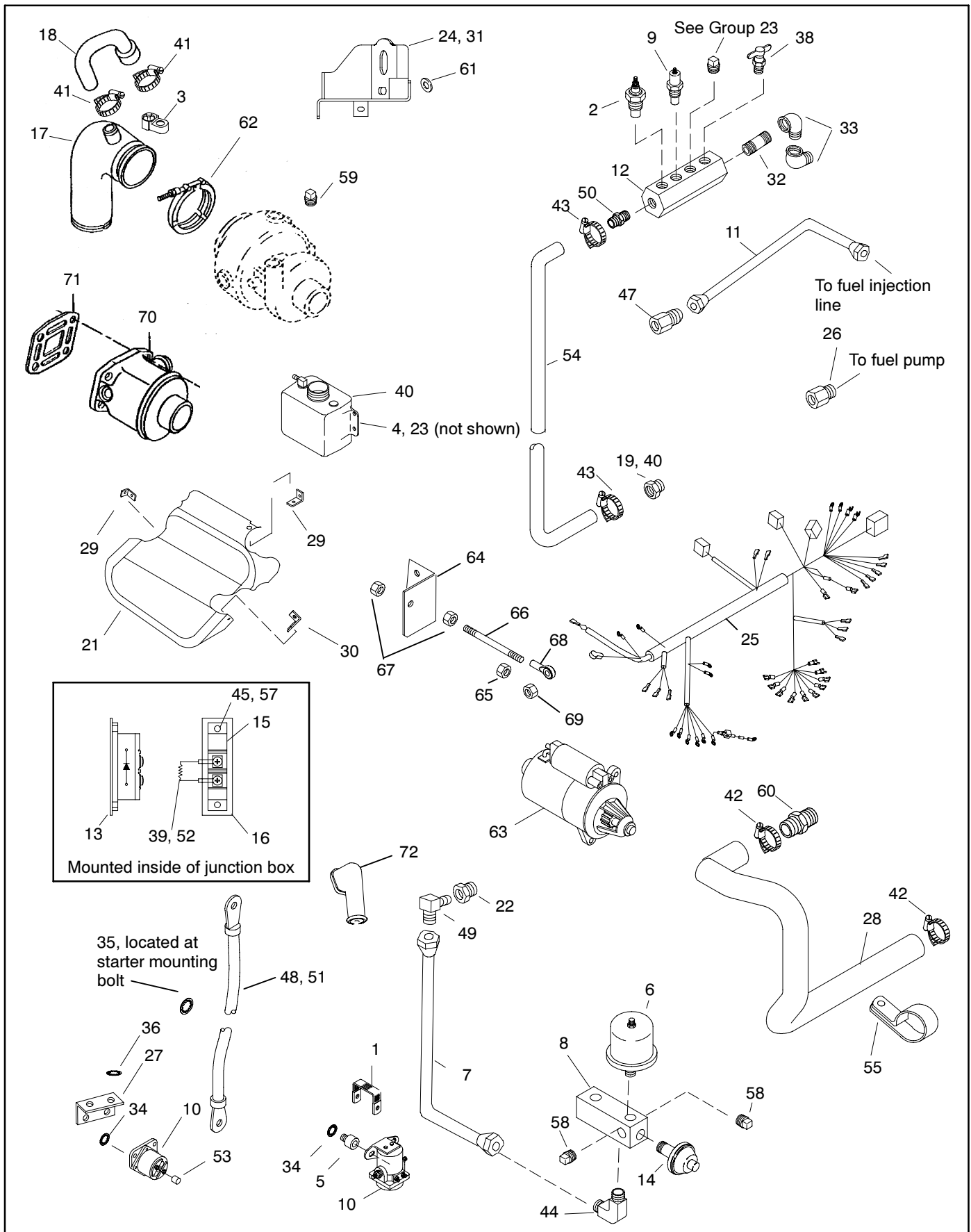
JL250000a

Group 101: Air Intake

Item	Part Number	Description	Quantity					
			Variation Number					
			11	12	35	36	37	38
1	250081	Clamp, hose, 2.06/3 in.			1	1		
1	336228	Clamp, hose, 2.63/2.94 in.		1				
1	X-426-1	Clamp, hose, 2.81/3.75 in.					1	1
2	274545	Clamp, hose, 4.31/4.62 in.		1		1	1	1
2	275527	Clamp, hose, 2.81/3.12 in.			1			
2	X-426-16	Clamp, hose, 1.81/2.75 in.	1					
3	275527	Clamp, hose, 2.81/3.12 in.		1	1	1		
3	336229	Clamp, hose, 3.88/4.19 in.					1	
3	274545	Clamp, hose, 4.31/4.62 in.						1
4	344105	Hose, reducer, 4.00-2.50 in. ID		1		1		
4	GM14201	Hose, air intake			1			
4	X-522-76	Tube, steel		1				
4	GM17047	Elbow, molded reducing, 3.5 in. ID					1	
4	GM16619	Elbow, molded hose, 4 in. ID						1
5	359546	Connector, hose			1	1		
5	GM16614	Port, exhaust					1	1
5	X-25-115	Washer, plain, .203 ID x .438 in. OD (not shown)					4	4
5	X-781-15	Rivet, pop, .187 in. (not shown)					4	4
6	A-344101*	Cleaner, air, John Deere	1					
6	A-344103*	Cleaner, air		1				
6	GM14199	Cleaner assembly, air			1	1		
6	GM14312	Cleaner assembly, air					1	
6	A-324131	Cleaner assembly, air						1
7	GM14200	Mount, air cleaner			1	1		
7	GM14313	Mount, air cleaner					1	
7	324133	Mount, air cleaner						1
8	GM14202	Bracket, air cleaner mounting			1	1		
8	GM16622	Bracket, air cleaner mounting					1	
9	GM14315	Hose, molded			1			
9	GM14378	Hose, molded				1		
9	GM17049	Hose, molded					1	
9	X-634-30	Bushing (not shown)					1	1
9	GM16620	Hose, molded, 72.2 mm ID						1
10	X-426-6	Clamp, hose, 1.56/2.5 in.			1	1		
10	X-426-5	Clamp, hose, 3.56/4.5 in.					1	
10	X-426-7	Clamp, hose, 4.06/5.0 in.						1
11	X-634-29	Bushing			1	1		
12	226915	Element, air cleaner			1	1		
12	GM15398	Element, air cleaner					1	
12	324134	Element, air cleaner						1

* If unit is equipped with a sound shield, see Sound Shield parts lists in Accessories section for the part number of the air cleaner.

Group 105: Engine

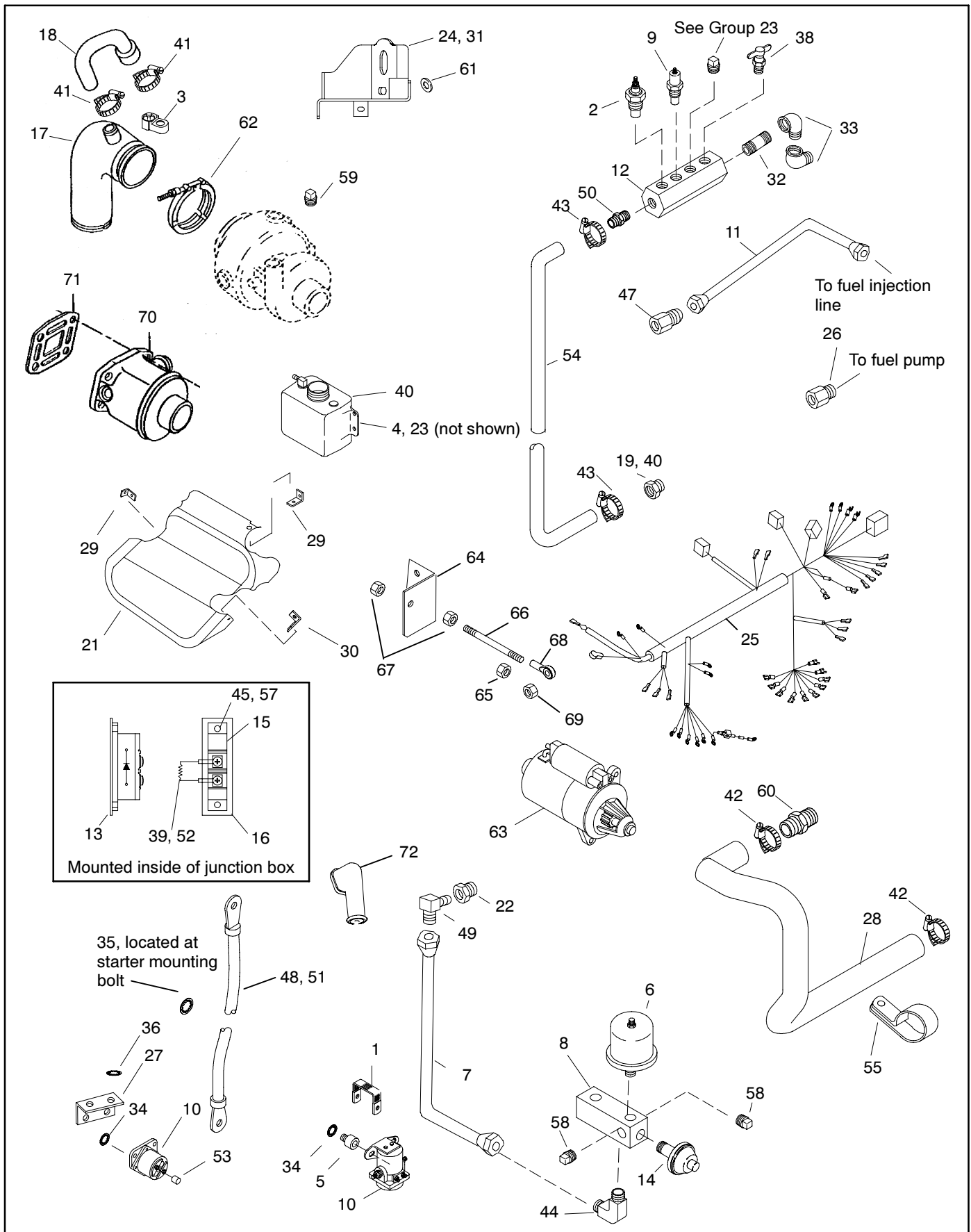


Group 105: Engine

Item	Part Number	Description	Quantity							
			Variation Number							
			36	37	38	39	40	41	42	43
1	223033	Strap, ground	1	1	1	1	1	1	1	1
2	241481	Switch, high temperature shutoff	1		1	1	1	1	1	1
3	249872	Switch, high temperature shutoff	1		1		1		1	
5	259632	Bumper	2	2	2	2	2	2	2	2
6	264390	Sender, oil pressure	1	1	1	1	1	1	1	1
7	265485	Line, flexible	1	1	1	1	1	1	1	1
7	265462	Line, flexible								
8	267548	Block, oil gauge	1	1	1	1	1	1	1	1
9	268298	Sender, water temperature	1	1	1	1	1	1	1	1
10	268371	Relay					1	1	1	1
10	291891	Solenoid	1	1	1	1				
12	273659	Manifold, water temperature switch	1	1	1	1	1	1	1	1
13	287945	Packing, thermal compound	1	1	1	1	1	1	1	1
14	328309	Switch assembly, pressure	1	1	1	1	1	1	1	1
15	336677	Diode, 90 A	1	1	1	1	1	1	1	1
16	336679	Bracket, diode mounting	1	1	1	1	1	1	1	1
17	344148	Elbow, wet exhaust*			1				1	
17	344361	Elbow, wet exhaust	1				1			
17	344362	Elbow, dry exhaust		1				1		
17	352029	Gasket	1	1			1	1		
17	X-75-1	Plug, pipe, 1/8 in. NPT				3				
18	344663	Hose, molded coolant, 1.25 in. ID			1				1	
20	A-344093	Engine, Deere, 4039DMGK, Marine	1							
20	A-344094	Engine, Deere, 4045TMGK, Marine			1					
20	A-344095	Engine, Deere, 4039DMGX, Marine		1						
20	A-344096	Engine, Deere, 4045TMGX, Marine				1				
20	A-344097	Engine, Deere, 4039DMGK, Marine					1			
20	A-344098	Engine, Deere, 4045TMGK, Marine							1	
20	A-344099	Engine, Deere, 4039DMGX, Marine						1		
20	A-344100	Engine, Deere, Marine								1
21	344173	Guard, belt	1	1	1	1	1	1	1	1
24	344590	Eye, lifting	1	1	1	1	1	1	1	1
25	344183	Harness, wiring	1	1			1	1		
25	344184	Harness, wiring			1	1			1	1
26	X-509-1	Adapter, pipe, 1/4 x 1/8 in.	1	1	1	1	1	1	1	1
27	344155	Bracket, relay mounting	1	1	1	1	1	1	1	1
29	344264	Bracket, belt guard, RS	1	1	1	1	1	1	1	1
29	344266	Bracket, belt guard, upper	1	1	1	1	1	1	1	1
30	344265	Bracket, belt guard, LS	1	1	1	1	1	1	1	1
31	X-6238-27	Bolt, hex cap	3	3	3	3	3	3	3	3
32	X-209-11	Pipe, 1/2 in. NPT x 3.00 in.	1	1	1	1	1	1	1	1
33	X-211-1	Elbow, street, 90 deg. x 1/2 in. NPT	2	2	2	2	2	2	2	2
34	X-22-12	Washer, lock, .262 ID x .743 in. OD	2	2	2	2	2	2	2	2
35	X-22-14	Washer, lock, .391 ID x .975 in. OD	1	1	1	1	1	1	1	1
36	X-22-16	Washer, lock, .326 ID x .883 in. OD	2	2	2	2	2	2	2	2
37	X-22-26	Washer, lock, .521 ID x 1.24 in. OD	3	3	3	3	3	3	3	3
38	X-256-5	Valve, drain, 1/2 in. NPT	1	1	1	1	1	1		
41	X-426-4	Clamp, hose, 1.31/2.25 in.			2				2	
43	X-426-9	Clamp, hose, .25/.70 in.	2	2	2	2	2	2	2	2
44	X-447-10	Elbow, oil line, 90 deg. + vibra seal	1	1	1	1	1	1	1	1
45	X-50-6	Screw, slotted pan head machine	2	2	2	2	2	2	2	2
48	X-545-124	Lead, battery cable, no. 4, 40 in.	1	1	1	1	1	1	1	1
49	X-555-2	Fitting, elbow, 1/8 x 1/8 in., street	1	1	1	1	1	1	1	1
50	X-582-25	Connector, hose + vibra seal	2	2	2	2	2	2	2	2
52	X-6060-25	Resistor, 15 ohm, 1/2 W	1	1	1	1	1	1	1	1
53	X-6214-2	Cap	1	1	1	1				
54	344662	Hose, molded coolant, .25 in. ID	1	1	1	1	1	1	1	1
57	X-70-3	Nut, hex machine screw, 10-32	2	2	2	2	2	2	2	2
58	X-75-1	Plug, pipe, 1/8 in. NPT	2	2	2		2	2	2	2
59	X-202-27	Bushing, reducing, 1/8 x 1/4 in. NPT	1	1	1	1	1	1	1	1
61	X-801-3	Washer, hardened, .406 ID x .812 in. OD	3	3	3	3	3	3	3	3
62	324245	Clamp, exhaust, 4.25 in.			1	1			1	1
63	344245	Starter assembly, 24 V					1	1	1	1

* If unit is equipped with a sound shield, see Sound Shield parts lists in Accessories section for the part number of the exhaust elbow.

Group 105: Engine, continued

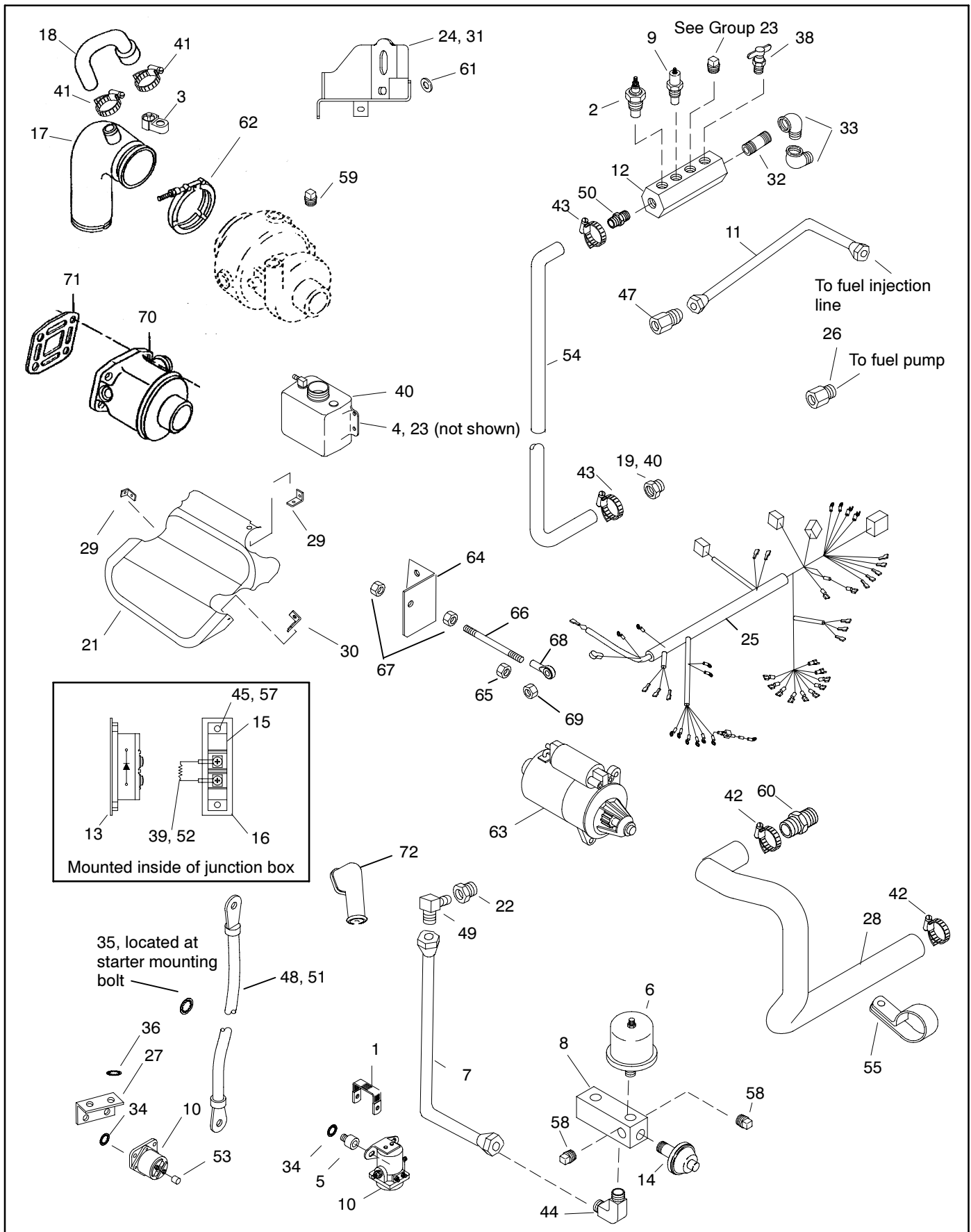


Group 105: Engine, continued

Item	Part Number	Description	Quantity							
			Variation Number							
			117	118	119	120	121	122	124	125
2	241481	Switch, high temperature shutoff	1	1	1	1	1	1	1	1
3	249872	Switch, high temperature shutoff	1	1	1	1	1	1	1	1
4	256971	Bottle, overflow	1	1	1	1				
4	249396	Bottle, overflow					1	1	1	1
6	264390	Sender, oil pressure	1	1	1	1	1	1	1	1
7	265461	Line, flexible	1	1	1	1	1	1		
7	265462	Line, flexible							1	1
8	267548	Block, oil gauge	1	1	1	1	1	1	1	1
9	268298	Sender, water temperature	1	1	1	1	1	1	1	1
10	268371	Relay		1		1		1		1
10	291891	Solenoid	1		1		1		1	
11	273631	Line, fuel	1	1	1	1	1	1		
11	GM16938	Line, fuel							1	1
12	273659	Manifold, water temperature switch	1	1	1	1	1	1		
13	287945	Packing, thermal compound	1	1	1	1	1	1	1	1
14	328309	Switch assembly, pressure	1	1	1	1	1	1	1	1
15	336677	Diode, 90 A	1	1	1	1	1	1	1	1
16	336679	Bracket, diode mounting	1	1	1	1	1	1	1	1
17	344148	Elbow, wet exhaust*			1	1	1	1		
17	GM16651	Elbow, wet exhaust*							1	1
18	344663	Hose (before generator set serial number 741565)			1	1	1	1		
18	GM25435	Hose (generator set serial number 741565 and after)			1	1	1	1		
18	GM14373	Hose (before generator set serial number 741565)	1	1						
18	GM25430	Hose (generator set serial number 741565 and after)	1	1						
18	X-272-23	Hose, radiator, straight, 1.25 in.							1	1
19	364350	Adapter, bushing	1	1	1	1	1	1		
20	GM13972	Engine, Deere, 4045DFM, 12 V	1							
20	GM13973	Engine, Deere, 4045DFM, 24 V		1						
20	GM13974	Engine, Deere, 4045TFM, 12 V			1					
20	GM13975	Engine, Deere, 4045TFM, 24 V				1				
20	GM13976	Engine, Deere, 6068TFM 12 V					1			
20	GM13977	Engine, Deere, 6068TFM 24 V						1		
20	GM16243	Engine, Deere, 6081AFM 12 V							1	
20	GM16244	Engine, Deere, 6081AFM 24 V								1
21	GM14015	Guard, belt	1	1	1	1	1	1		
22	GM14191	Adapter, bushing	1	1	1	1	1	1		
23	GM14198	Bracket, water bottle	1	1	1	1				
23	GM17048	Bracket, water bottle					1	1		
23	GM16790	Bracket, water bottle							1	1
24	GM14216	Eye, lifting	1	1	1	1	1	1		
24	GM16623	Eye, lifting							1	1
24	X-400-248	Spacer (not shown)							2	2
25	GM14219	Harness, wiring	1	1	1	1				
25	GM14379	Harness, wiring					1	1		
25	GM16626	Harness, wiring							1	1
26	GM14241	Adapter, bushing	1	1	1	1	1	1		
27	GM14320	Bracket, relay mounting	1	1	1	1	1	1	1	1

* If unit is equipped with a sound shield, see Sound Shield parts lists in Accessories section for the part number of the exhaust elbow.

Group 105: Engine, continued



Group 105: Engine, continued

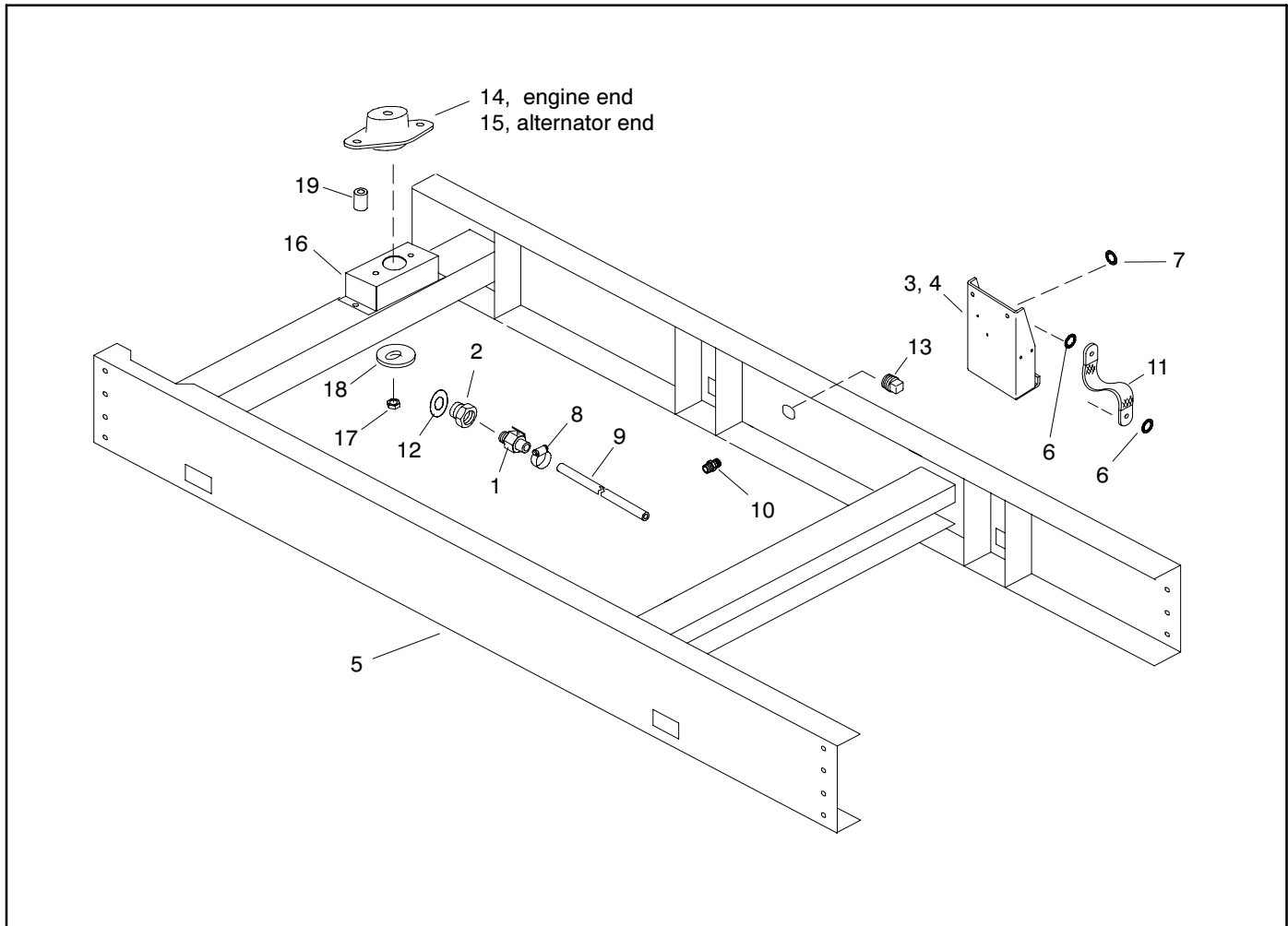
Item	Part Number	Description	Quantity							
			Variation Number							
			117	118	119	120	121	122	124	125
28	GM14344	Hose, molded seawater inlet	1	1	1	1	1	1		
28	GM16621	Hose, molded seawater, 50.8 mm ID							1	1
29	GM16056	Bracket, belt guard	2	2	2	2	2	2		
30	GM16340	Bracket, belt guard	1	1	1	1	1	1		
31	M933-10025-82	Screw, hex cap	3	3	3	3	3	3		
31	X-6021-15	Bolt, hex cap							1	1
32	X-209-11	Pipe, 1/2 in. NPT x 3.00 in.	1	1	1	1	1	1		
33	X-211-1	Elbow, street, 90 deg. x 1/2 in. NPT	2	2	2	2	2	2		
33	X-211-3	Elbow, street, 90 deg. x 1/2 in. NPT							1	1
34	X-22-12	Washer, lock, .262 ID x .743 in. OD	2	2	2	2	2	2	2	2
35	X-22-14	Washer, lock, .391 ID x .975 in. OD	1	1	1	1	1	1	1	1
36	X-22-16	Washer, lock, .326 ID x .883 in. OD	2	2	2	2	2	2	2	2
37	X-22-26	Washer, lock, .521 ID x 1.24 in. OD	3	3	3	3	3	3	3	3
38	GM49281	Valve drain kit	1	1	1	1	1	1		
39	X-285-3	Terminal, spade, 22-16 AWG	2	2	2	2	2	2	2	2
40	X-391-1	Fitting, hose connector 90 deg.	1	1	1	1	1	1		
41	X-426-4	Clamp, hose, 1.31/2.25 in.	2	2	2	2	2	2		
41	X-426-8	Clamp, hose, .81/1.75 in.							2	2
42	X-426-8	Clamp, hose, .81/1.75 in.	2	2	2	2	2	2		
42	X-426-6	Clamp, hose, 1.56/2.5 in.							2	2
43	X-426-9	Clamp, hose, .25/.70 in.	2	2	2	2	2	2	2	2
44	X-447-10	Elbow, oil line, 90 deg. + vibra seal	1	1	1	1	1	1	1	1
45	X-50-6	Screw, slotted pan head machine	2	2	2	2	2	2	2	2
46	X-50-71	Screw, slotted pan head machine	3	3	3	3	3	3		
47	X-514-6	Fitting, fuel	1	1	1	1	1	1	1	1
50	X-582-25	Connector, hose + vibra seal	1	1	1	1	1	1	1	1
52	X-6060-25	Resistor, 15 ohm, 1/2 W	1	1	1	1	1	1	1	1
53	X-6214-2	Cap	1		1	1	1		1	
54	X-6359-1	Hose, rubber, straight, .25 in. ID	1	1	1	1	1	1		
55	X-672-21	Clamp, insulated, 1.68 in.	1	1	1	1	1	1		
55	X-672-33	Clamp, insulated, 2.62 in.							1	1
56	X-672-31	Clamp, insulated, 0.75 in.	1	1	1	1	1	1		
57	X-70-3	Nut, hex machine screw, 10-32	2	2	2	2	2	2	2	2
58	X-75-1	Plug, pipe, 1/8 in. NPT	2	2	2	2	2	2	2	2
60	GM31610	Connector, hose (nylon)	1	1	1	1	1	1		
60	GM16625	Connector, hose							1	1
61	X-801-3	Washer, hardened, .406 ID x .812 in. OD	3	3	3	3	3	3		
61	X-801-5	Washer, hardened, .656 ID x 1.06 in. OD							1	1
62	324245	Clamp, exhaust, 4.25 in.			1	1			1	1
64	GM16941	Bracket, throttle							1	1
65	X-101-7	Nut, hex elastic stop, 1/4-28							1	1
66	X-352-81	Stud, 1/4-28 x 4.25 in.							1	1
67	X-81-9	Nut, hex jam, 1/4-28							2	2
68	254229	Rod, end							1	1
69	M982-06-80	Nut, hex elastic stop							1	1
70	344361	Elbow, exhaust	1	1						
71	352029	Gasket	1	1						
72	GM22350	Boot, starter terminal	1	1	1	1	1	1	1	1

* If unit is equipped with a sound shield, see Sound Shield parts lists in Accessories section for the part number of the fuel fitting.

Group 107: Nameplate and Decals

Item	Part Number	Description	Quantity				
			Variation Number				
			41	42	63	64	65
1	224233	Decal, 1-800 number	1		1	1	1
1	224234	Decal, 1-800 number		1			
2	226917	Decal, negative battery connection	1	1	1	1	1
3	238162	Decal, pos. battery connection	1	1	1	1	1
4	239796	Decal, warning carbon monoxide	1	1	1	1	1
5	249808	Decal, warning rotating parts	1	1	1	1	1
6	249809	Decal, Caution Hot Engine	1	1	1	1	1
7	249810	Decal, warning hot coolant	1	1	1	1	1
8	253259	Tag, instruction voltage checked	1	1	1	1	1
9	257438	Decal, danger hazardous voltage	1	1	1	1	1
10	259365	Decal, warning voltage backfeed	1	1	1	1	1
11	267468	Decal, Coast Guard	1	1	1	1	1
12	344282	Decal, notice zinc anode	1	1	1	1	1
13	344295	Decal, Equipment Ground	1	1	1	1	1
14	344486	Decal, CE	1	1	1	1	1
15	GM14167	Decal, drain	4	4	2	2	2
16	X-6348-3	Decal, Kohler Power Systems	2	2	1		
16	X-6348-8	Decal, Kohler Power Systems				1	
16	X-6348-2	Decal, Kohler Power Systems					1
17	359278	Decal, fuel inlet			1	1	1
18	359279	Decal, fuel return			1	1	1
19	GM28971	Decal, battery connection	1	1	1	1	1

Group 109: Skid and Plant Mounting



Group 109: Skid and Plant Mounting

Item	Part Number	Description	Quantity							
			Variation Number							
			17	18	19	54	55	56	57	58
1	272701	Valve, oil drain	1	1	1	1	1	1	1	1
1	344828	Valve, oil drain							1	1
2	276550	Adapter, bushing		1	1					1
2	352360	Adapter, bushing				1	1	1		
3	344151	Support, engine, RS	1	1	1					
3	GM14204	Support, engine, RH				1	1	1	1	
3	GM16618	Support, engine								1
4	344152	Support, engine, LS	1	1	1					
4	GM14205	Support, engine, LH				1	1	1	1	
4	GM16618	Support, engine								1
5	344066	Skid	1							
5	344068	Skid		1						
5	344214	Skid			1					
5	GM14203	Skid				1				
5	GM14375	Skid					1			
5	GM14385	Skid						1		
5	GM17050	Skid							1	
5	GM16617	Skid								1
6	X-22-16	Washer, lock, .326 ID x .883 in. OD	2	2	2	1	1	1	1	2
7	X-22-26	Washer, lock, .521 ID x 1.24 in. OD	2	2	2	1	1	1	1	
7	X-22-30	Washer, lock, .652 ID x 0.58 in. OD				2	2	2	2	2
8	X-426-10	Clamp, hose, .5/1 in.	2	2	2	2	2	2		2
8	X-426-9	Clamp, hose, .25/.70 in.							2	
9	X-577-48	Hose, rubber, straight, .62 in. ID	1	1	1	1	1	1		
9	X-651-32	Hose, rubber, straight, .375 in. ID							1	
9	X-577-5	Hose, rubber, straight, .62 in. ID								1
10	X-582-1	Connector, hose + vibra seal	1	1	1	1	1	1		1
10	X-582-9	Connector, hose + vibra seal							1	
10	X-202-28	Bushing, reducer, 3/8 x 1/2 in. NPT							1	
11	290418	Strap, ground	1	1	1					
11	X-545-200	Strap, ground				1	1	1	1	
11	X-545-201	Strap, ground								1
12	276552	Washer, nylon, .878 ID x 1.132 in. OD		1	1					1
12	GM11694	O-ring, ISO 6149 (15.3mm ID)				1	1	1		
13	X-75-56	Plug, pipe, 1/2 in. NPT, white nylon	1	1	1	1	1	1	1	1
14	324073	Vibromount, engine end	2	2		2	2			
14	324389	Vibromount, engine end			2			2	2	2
14	344090	Mount, fluid, engine end				2	2	2	2	2
15	324075	Vibromount, alternator end	2	2		2	2			
15	324391	Vibromount, alternator end			2			2	2	2
15	344090	Mount, fluid, alternator end				2				
15	344091	Mount, fluid, alternator end					2			
15	344339	Mount, fluid, alternator end						2	2	2
16	GM14454	Support, vibromount					4	4	4	4
17	M982-12-80	Nut, hex elastic stop					4	4	4	4
17	X-101-23	Nut, hex elastic stop, 1/2-13	4	4	4					
18	X-25-103	Washer, plain, .531 ID x 2.75 in. OD			4		4	4	4	4
18	X-25-140	Washer, plain, .531 ID x 2 in. OD	4	4						
19	X-400-154	Spacer, .527 ID x .625 OD x 2.3 in.			4		4	4	4	4

Group 201: Generator and Mounting

Item	Part Number	Description	Qty. All Models
1	255080	Marker, strip	1
2	See chart page 121	Harness, wiring	1
3	257046	Guard, generator fan (35-50 kW)	1
3	257179	Guard, generator fan (65-150kW)	1
4	257442	Clip, speed	2
5	295314	Terminal block	1
6	344082	Panel, junction box	1
7	344153*	Cover, end bracket (35-50 kW)	1
7	344154*	Cover, end bracket (65-150kW)	1
8	See chart page 121	Panel, voltage regulator	1
9	344177	Panel, junction box (35/40 kW)	1
9	344421	Panel, junction box (50-150 kW)	1
10	360459	Standoff, circuit board	4
11	See chart page 121	PCB assembly, FR11 voltage/Hz reg.	1
12	344159	Bracket, lead connection (COZ/CFOZ models)	1
12	GM14210	Bracket, lead connection	1
13	See chart page 121	Box, junction	1
14	See chart page 121	Cover, junction box	1
15	See chart page 121	Alternator assembly	1
16	M7985A-04020-20	Screw, pan head machine	2
17	M7985A-05010-20	Screw, pan head M5 x 10	12
18	See chart page 121	Bolt, hex cap	6
19	M934-04-50	Nut, hex 4 mm	2
20	X-352-121	Stud, 3/8-16 x 3.62 in. (35-99 kW)	8
20	X-352-63	Stud, 3/8-16 x 4 in. (125-150 kW)	8
21	X-400-219	Spacer, .406 ID x .625 OD x 2.156 in. (35-99 kW)	8
21	X-400-132	Spacer, .406 ID x .625 OD x 2.531 in. (125-150 kW)	8
22	X-6128-3	Standoff insulator, 1/4-20 x 1.5 in.	3/4
23	X-6216-1	Screw, Phillips hex crimp-tite	4
24	X-6266-2	Connector, cable (35-65 kW)	1
24	X-6266-3	Connector, cable (80-150 kW)	1
25	X-67-125	Screw, hex washer, thread-forming	2
26	X-750-14	Marker, wire (not shown)	1
27	X-750-15	Marker, wire (not shown)	1
28	X-750-16	Marker, wire (not shown)	1
29	X-794-4	Screw, hex seal washer head, drill	5/6
30	X-801-3	Washer, hardened, .406 ID x .812 in. OD	14
31	#	Washer, plain, 3/8	4
32	#	Nut, hex, 3/8	4
33	X-301-36	Plug, button (variations GR1-GR32)	1/2
34	362323	Cap (not shown) (variations GR11-GR14, GR27-GR30)	6
35	246434	Plate, cover (variations GR1-GR32)	1
36	X-22-16	Washer, lock, .326 ID x .883 in. OD	6
37	X-6128-30	Standoff insulator, 1/4-20 x 1 in.	3

* If unit is equipped with a sound shield, see Sound Shield parts lists in Accessories section for the part number of the end bracket cover.

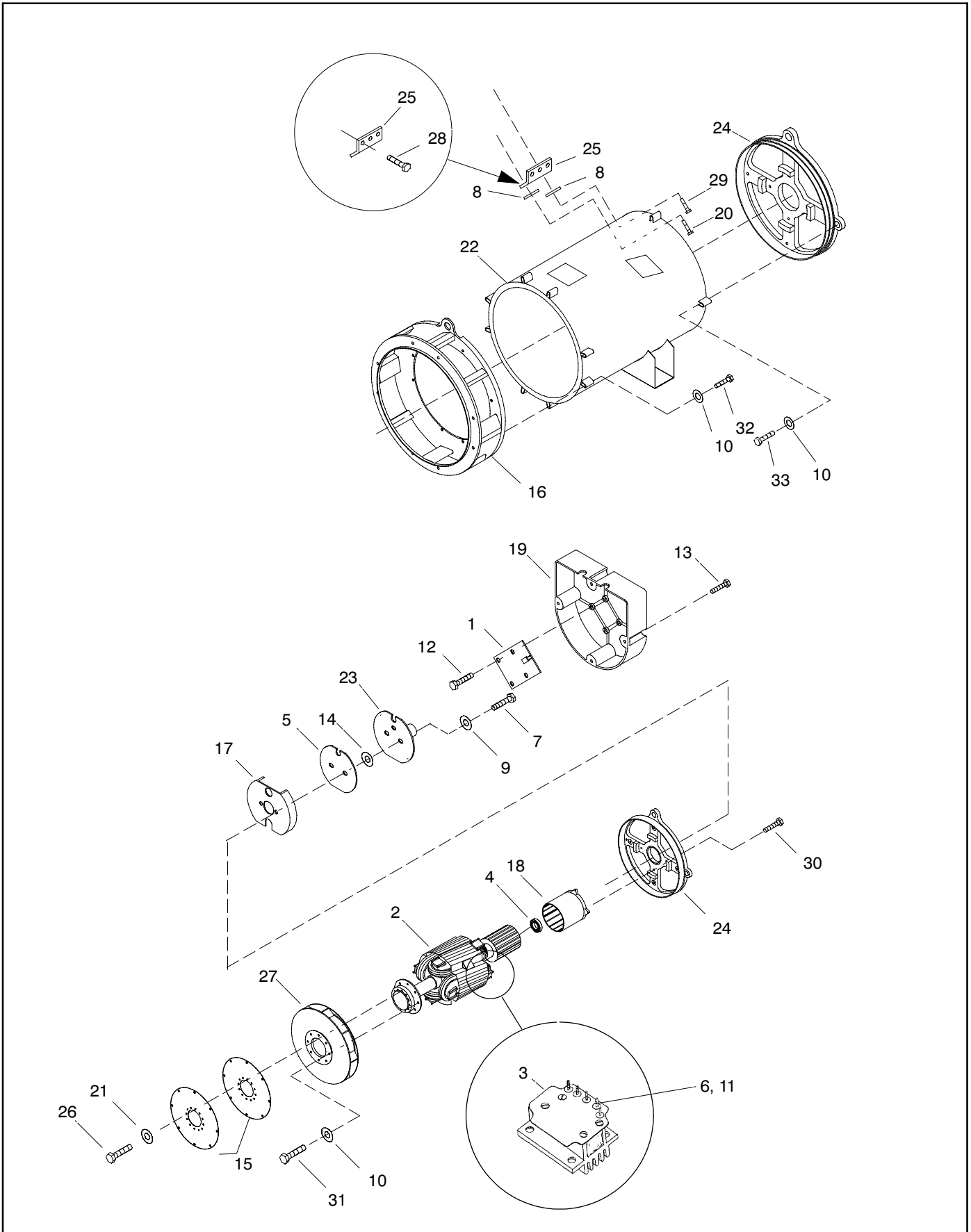
Group 201: Generator and Mounting, continued

Generator and Mounting Parts

Use this table to identify the part numbers of items 2, 8, 11, 13-15, 18.

Variation No.	Generator Model	Generator kW	Part Number						
			Item 2, Wiring Harness	Item 8, Cover, Voltage Reg.	Item 11, Voltage Regulator	Item 13, Junction Box	Item 14, Junction Box Cover	Item 15, Alternator Assembly	Item 18, Screw, Hex Cap
66	35COZ/30CFOZ	35	255481	344375	C-255670	344076	344079	A-344061	270956
68	50COZ/40CFOZ	50	255481	344375	C-255670	344077	344080	A-344070	270956
69	65COZ/50CFOZ	65	255481	344375	C-255670	344078	344081	A-344102	270158
155	40EOZ/33EFOZ	40	255481	344375	C-255670	GM14212	GM14213	GM14234	M933-10030-82
156	50EOZ/40EFOZ	50	255481	344375	C-255670	GM14376	GM14377	GM14246	M933-10030-82
157	65EOZ/55EFOZ	65	255481	344375	C-255670	GM14450	GM14451	GM14453	M931-10040-82
158	99EOZ/80EFOZ	99	255481	344375	C-255670	GM17051	GM17052	A-359178	M931-10040-82
159	125EOZ/100EFOZ	125	255481	344375	C-255670	GM16615	GM16616	GM16612	270158
160	150EOZ/125EFOZ	150	255481	344375	C-255670	GM16615	GM16616	GM21370	270158
161	80EOZ/70EFOZ	80	255481	344375	C-255670	GM16615	GM17052	GM14453	M931-10040-82
GR1	40EOZ/33EFOZ, 12 V	40	GM24360	GM24359	A-360420	GM24352	GM14213	GM14234	M933-10030-82
GR2	40EOZ/33EFOZ, 24 V	40	GM24360	GM24359	A-360757	GM24352	GM14213	GM14234	M933-10030-82
GR3	50EOZ/40EFOZ, 12 V	50	GM24360	GM24359	A-360420	GM24353	GM14377	GM14246	M933-10030-82
GR4	50EOZ/40EFOZ, 24 V	50	GM24360	GM24359	A-360757	GM24353	GM14377	GM14246	M933-10030-82
GR5	65EOZ/55EFOZ, 12 V	65	GM24360	GM24357	A-360420	GM24354	GM14451	GM14453	M931-10040-82
GR6	65EOZ/55EFOZ, 24 V	65	GM24360	GM24357	A-360757	GM24354	GM14451	GM14453	M931-10040-82
GR7	80EOZ/70EFOZ, 12 V	80	GM24360	GM24358	A-360420	GM24355	GM17052	GM14453	M931-10040-82
GR8	80EOZ/70EFOZ, 24 V	80	GM24360	GM24358	A-360757	GM24355	GM17052	GM14453	M931-10040-82
GR9	99EOZ/80EFOZ, 12 V	99	GM24360	GM24358	A-360420	GM24355	GM17052	A-359178	M931-10040-82
GR10	99EOZ/80EFOZ, 24 V	99	GM24360	GM24358	A-360757	GM24355	GM17052	A-359178	M931-10040-82
GR11	125EOZ/100EFOZ, 12 V	125	GM24360	GM24359	A-360420	GM24356	GM16616	GM24417	270158
GR12	125EOZ/100EFOZ, 24 V	125	GM24360	GM24359	A-360757	GM24356	GM16616	GM22417	270158
GR13	150EOZ/125EFOZ, 12 V	150	GM24360	GM24359	A-360420	GM24356	GM16616	GM21370	270158
GR14	150EOZ/125EFOZ, 24 V	150	GM24360	GM24359	A-360757	GM24356	GM16616	GM21370	270158
GR15	33EFOZ, 12 V, 50 Hz	40	GM23800	GM24359	A-360800	GM24352	GM14213	GM28307	M933-10030-82
GR16	33EFOZ, 24 V, 60 Hz	40	GM23800	GM24359	A-360801	GM24352	GM14213	GM28307	M933-10030-82
GR17	40EOZ/33EFOZ, 12 V	40	354118	GM24359	C-255670	GM24352	GM14213	GM14234	M933-10030-82
GR18	40EOZ/33EFOZ, 24 V	40	354118	GM24359	C-255670	GM24352	GM14213	GM14234	M933-10030-82
GR19	50EOZ/40EFOZ, 12 V	50	354118	GM24359	C-255670	GM24353	GM14377	GM14246	M933-10030-82
GR20	50EOZ/40EFOZ, 24 V	50	354118	GM24359	C-255670	GM24353	GM14377	GM14246	M933-10030-82
GR21	65EOZ/55EFOZ, 12 V	65	354118	GM24357	C-255670	GM24354	GM14451	GM14453	M931-10040-82
GR22	65EOZ/55EFOZ, 24 V	65	354118	GM24357	C-255670	GM24354	GM14451	GM14453	M931-10040-82
GR23	80EOZ/70EFOZ, 12 V	80	354118	GM24358	C-255670	GM24355	GM17052	GM14453	M931-10040-82
GR24	80EOZ/70EFOZ, 24 V	80	354118	GM24358	C-255670	GM24355	GM17052	GM14453	M931-10040-82
GR25	99EOZ/80EFOZ, 12 V	99	354118	GM24358	C-255670	GM24355	GM17052	A-359178	M931-10040-82
GR26	99EOZ/80EFOZ, 24 V	99	354118	GM24358	C-255670	GM24355	GM17052	A-359178	M931-10040-82
GR27	125EOZ/100EFOZ, 12 V	125	354118	GM24359	C-255670	GM24356	GM16616	GM24417	270158
GR28	125EOZ/100EFOZ, 24 V	125	354118	GM24359	C-255670	GM24356	GM16616	GM22417	270158
GR29	150EOZ/125EFOZ, 12 V	150	354118	GM24359	C-255670	GM24356	GM16616	GM21370	270158
GR30	150EOZ/125EFOZ, 24 V	150	354118	GM24359	C-255670	GM24356	GM16616	GM21370	270158
GR31	33EFOZ, 12 V, 50 Hz	40	354118	GM24359	C-255670	GM24352	GM14213	GM28307	M933-10030-82
GR32	33EFOZ, 24 V, 60 Hz	40	354118	GM24359	C-255670	GM24352	GM14213	GM28307	M933-10030-82

Group 201: Generator and Mounting, continued



Group 201: Generator and Mounting, continued

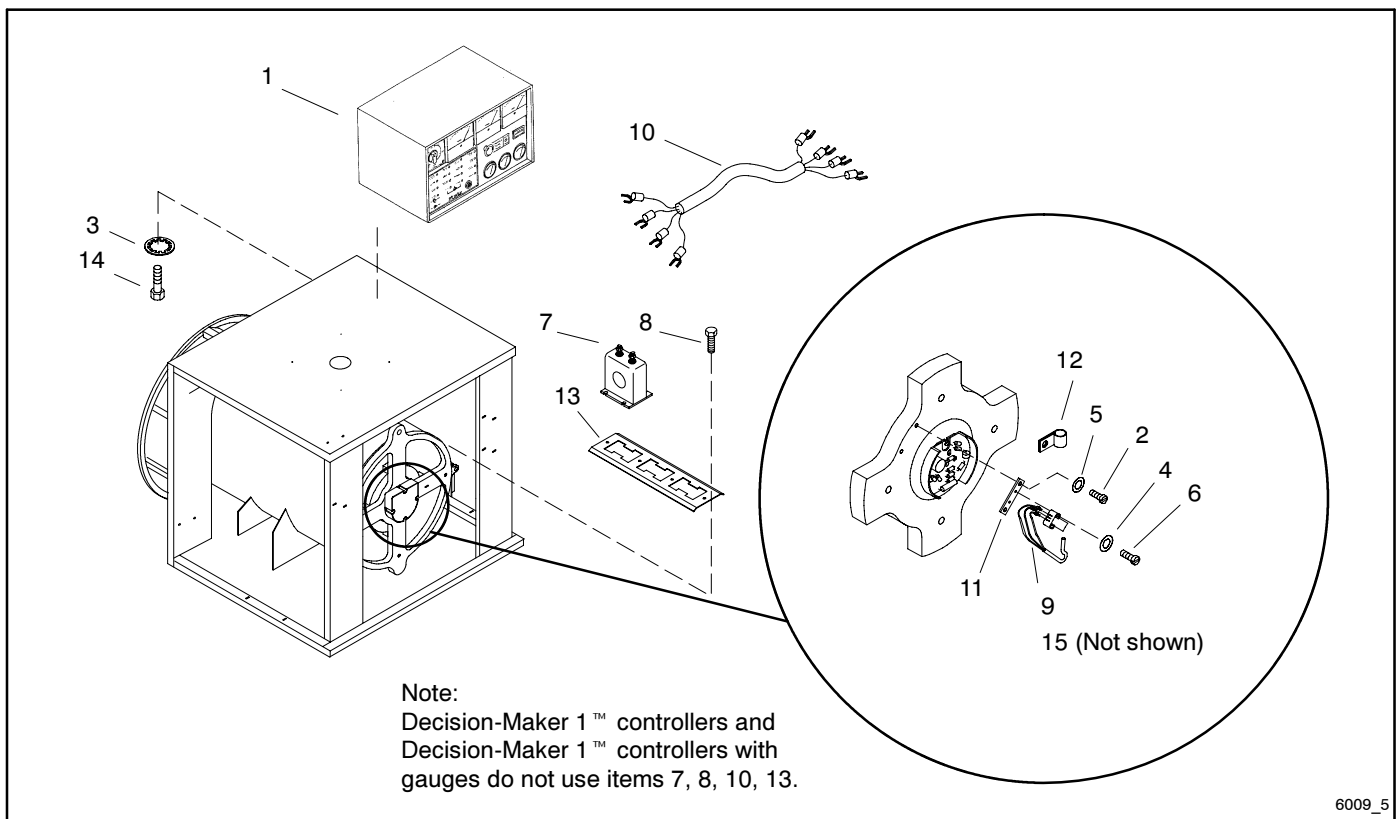
Item	Part No.	Description	Qty.	Item	Part No.	Description	Qty.
1	B-257099	PCB assembly, LED, FRII	1	19	257258	Cover, FR LED circuit board	1
2	See chart below			20	X-791-5	Screw, hex head machine (4P, 4Q alt.)	1
3	B-258545	Rotor assembly	1	20	X-791-7	Screw, hex head machine (4S alternators)	1
3	B-258545	Heatsink (4P, 4Q alternators)	1	21	X-801-3	Washer, hardened, .406 ID x .812 in.	8/12
3	B-258549	Heatsink (4S alternators)	1	22	See chart below		
4	X-758-2	Bearing, ball (4P, 4Q alternators)	1			Stator assembly	1
4	X-758-6	Bearing, ball (4S alternators)	1	23	257850	Insulator	1
5	GM34505	PCB assembly, photo receiver	1	24	257984	Bracket, end (4P, 4Q alternators)	1
6	X-101-24	Nut, hex elastic stop, 6-32	5	24	257983	Bracket, end (4S alternators)	1
7	X-117-5	Screw, hex head machine	2	25	257986	Connector, lead (4P, 4Q alternators)	1
8	X-22-44	Washer, lock, .262 ID x .743 in. OD (4P, 4Q alternators)	2	25	257985	Connector, lead (4S alternators)	1
8	X-22-45	Washer, lock, .338 ID x .884 in. OD (4S alt)	2	26	270956	Screw, cylinder head 3/8-16 x 1 1/4	8/12
9	X-22-9	Washer, lock, .20 ID x .373 in. OD	2	27	347697	Fan, alternator (4P, 4Q alternators)	1
10	X-25-93	Washer, plain, .406 ID x .75 in. OD	14	27	257173	Fan, alternator (4S alternators)	1
11	X-283-7	Terminal, ring, male, 22-16 AWG	4	28	X-465-8	Screw, HC (4P, 4Q alternators)	3
12	X-6071-1	Screw, Phillips pan head	4	28	X-125-24	Screw, HC (4S alternators)	3
13	X-67-133	Screw, hex washer, thread-forming	3	29	X-456-16	Screw, HC (4P, 4Q alternators)	1
14	243321	Washer, insulating, .195 ID x .5 in.	2	29	X-125-31	Screw, HC (4S alternators)	1
15	257016	Lamination, armature drive (4P, 4Q alt.)	2	30	X-125-34	Screw, HC	4
15	257103	Lamination, armature drive (4S alternators)	3	31	X-6238-11	Screw, HC	4
16	257018	Adapter, generator (4P, 4Q alternators)	1	32	X-6238-6	Screw, HC (4P, 4Q alternators)	6
16	257175	Adapter, generator (4S alternators)	1	32	X-6238-9	Screw, HC (4S alternators)	5
17	257077	Actuator, magnetic cup	1	32	X-6238-6	Screw, HC (4S alternators)	1
18	See chart below	Exciter field assembly	1	33	273736	Screw, HC, special thread (4P, 4Q alt.)	4
				33	352415	Screw, HC, special thread (4S alternators)	4

Generator and Mounting Parts

Use this table to identify the part numbers of items 2, 18, and 22.

Variation No.	Generator Model	Generator kW	Alternator Model	Part Number			
				Alternator Assembly	Item 2, Rotor Assembly	Item 18, Exciter Assembly	Item 22, Stator Assembly
66	35COZ/30CFOZ	35	4P5B	A-344061	A-344064	257080	344059
68	50COZ/40CFOZ	50	4P8	A-344070	A-344065	257081	344060
69	65COZ/50CFOZ	65	4S7	A-344102	A-276664	276657	344197
155	40EOZ/33EFOZ	40	4P5B	GM14234	A-344064	257080	GM14211
156	50EOZ/40EFOZ	50	4P8	GM14246	A-344065	257081	GM14247
157	65EOZ/55EFOZ	65	4S7	GM14453	A-276664	276657	GM14452
158	99EOZ/80EFOZ	99	4S9	A-359178	A-276665	276657	359177
159	125EOZ/100EFOZ	125	4S11	GM16612	A-343443	276657	GM16610
160	150EOZ/125EFOZ	150	4S13	GM21370	GM21369	276657	GM24402
161	80EOZ/70EFOZ	80	4S7	GM14453	A-276664	276657	GM14452
GR1	40EOZ/33EFOZ, 12 V	40	4P5B	GM14234	A-344064	257080	GM14211
GR2	40EOZ/33EFOZ, 24 V	40	4P5B	GM14234	A-344064	257080	GM14211
GR3	50EOZ/40EFOZ, 12 V	50	4P8	GM14246	A-344065	257081	GM14247
GR4	50EOZ/40EFOZ, 24 V	50	4P8	GM14246	A-344065	257081	GM14247
GR5	65EOZ/55EFOZ, 12 V	65	4S7	GM14453	A-276664	276657	GM14452
GR6	65EOZ/55EFOZ, 24 V	65	4S7	GM14453	A-276664	276657	GM14452
GR7	80EOZ/70EFOZ, 12 V	80	4S7	GM14453	A-276664	276657	GM14452
GR8	80EOZ/70EFOZ, 24 V	80	4S7	GM14453	A-276664	276657	GM14452
GR9	99EOZ/80EFOZ, 12 V	99	4S9	A-359178	A-276665	276657	359177
GR10	99EOZ/80EFOZ, 24 V	99	4S9	A-359178	A-276665	276657	359177
GR11	125EOZ/100EFOZ, 12 V	125	4S11	GM24417	GM24415	276657	GM24416
GR12	125EOZ/100EFOZ, 24 V	125	4S11	GM24417	GM24415	276657	GM24416
GR13	150EOZ/125EFOZ, 12 V	150	4S13	GM21370	GM21369	276657	GM24402
GR14	150EOZ/125EFOZ, 24 V	150	4S13	GM21370	GM21369	276657	GM24402
GR15	33EFOZ, 12 V, 50 Hz	40	4Q5	GM28307	GM28306	257080	GM28620
GR16	33EFOZ, 24 V, 50 Hz	40	4Q5	GM28307	GM28306	257080	GM28620
GR17	40EOZ/33EFOZ, 12 V	40	4P5B	GM14234	A-344064	257080	GM14211
GR18	40EOZ/33EFOZ, 24 V	40	4P5B	GM14234	A-344064	257080	GM14211
GR19	50EOZ/40EFOZ, 12 V	50	4P8	GM14246	A-344065	257081	GM14247
GR20	50EOZ/40EFOZ, 24 V	50	4P8	GM14246	A-344065	257081	GM14247
GR21	65EOZ/55EFOZ, 12 V	65	4S7	GM14453	A-276664	276657	GM14452
GR22	65EOZ/55EFOZ, 24 V	65	4S7	GM14453	A-276664	276657	GM14452
GR23	80EOZ/70EFOZ, 12 V	80	4S7	GM14453	A-276664	276657	GM14452
GR24	80EOZ/70EFOZ, 24 V	80	4S7	GM14453	A-276664	276657	GM14452
GR25	99EOZ/80EFOZ, 12 V	99	4S9	A-359178	A-276665	276657	359177
GR26	99EOZ/80EFOZ, 24 V	99	4S9	A-359178	A-276665	276657	359177
GR27	125EOZ/100EFOZ, 12 V	125	4S11	GM24417	GM24415	276657	GM24416
GR28	125EOZ/100EFOZ, 24 V	125	4S11	GM24417	GM24415	276657	GM24416
GR29	150EOZ/125EFOZ, 12 V	150	4S13	GM21370	GM21369	276657	GM24402
GR30	150EOZ/125EFOZ, 24 V	150	4S13	GM21370	GM21369	276657	GM24402
GR31	33EFOZ, 12 V, 50 Hz	40	4Q5	GM28307	GM28306	257080	GM28620
GR32	33EFOZ, 24 V, 50 Hz	40	4Q5	GM28307	GM28306	257080	GM28620

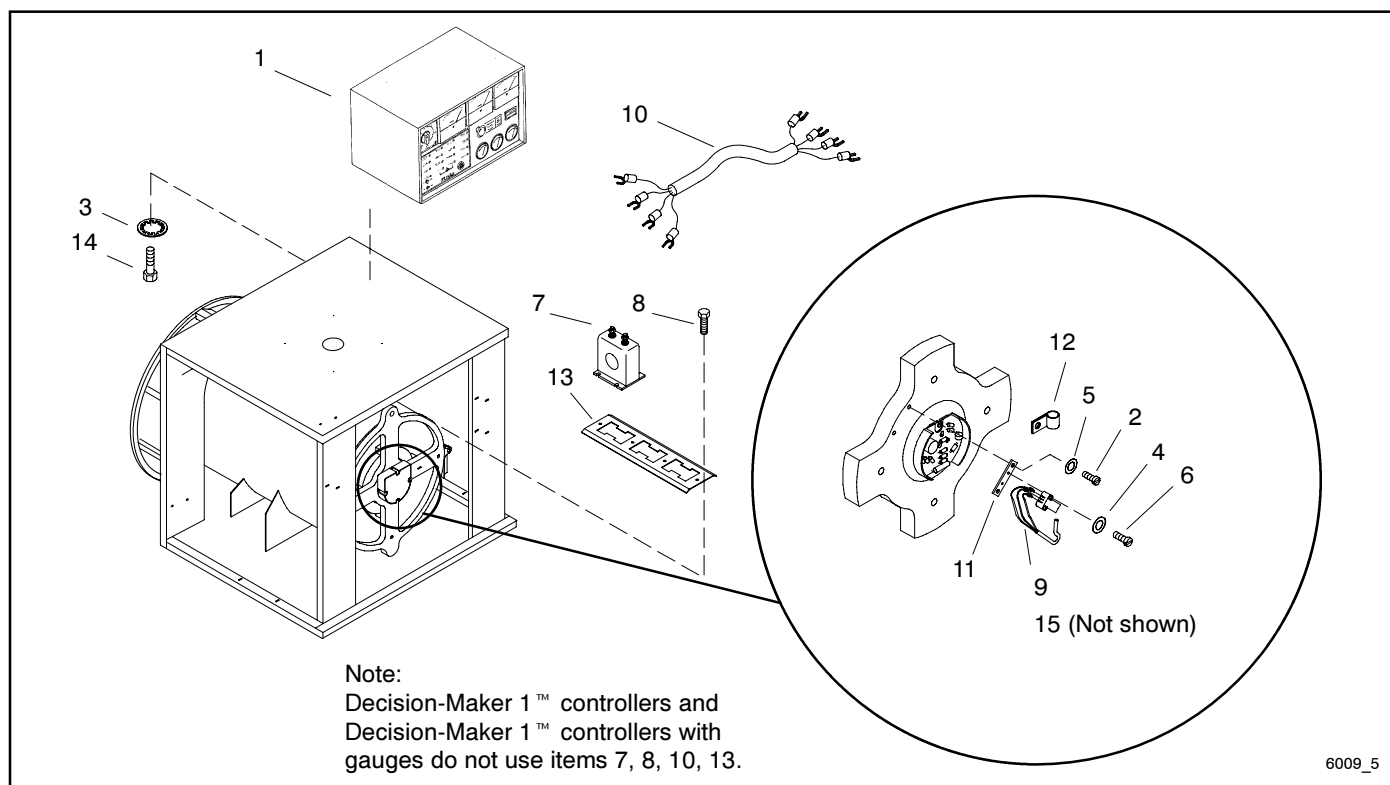
Group 301: Controller and Mounting



6009_5

Item	Part Number	Description	Quantity														
			Variation Number/Module Number														
			47	344348	344349	344350	359096	359097	359100	GM34022-MA1	GM34022-MA2	GM34022-MA3	GM34022-MA4	GM34022-MA7	GM34022-MA8		
1	A-336597	Controller assembly	1	1						1							
1	A-359098	Controller assembly					1				1						
1	364454-9	Controller assembly			1							1					
1	364454-14	Controller assembly				1									1		
1	GM18496-1	Controller assembly						1						1			
1	GM18496-2	Controller assembly								1							1
2	X-117-5	Screw, hex head, 10-24 x 5/8	4	4	4	4	4	4	4	4	4	4	4	4	4	4	4
3	X-22-16	Washer, lock, 5/16, internal/external tooth	4	4	4	4	4	4	4	4	4	4	4	4	4	4	4
4	X-22-24	Washer, lock, #4, internal tooth	2	2	2	2	2	2	2	2	2	2	2	2	2	2	2
5	X-22-9	Washer, lock, #10, internal tooth	2	2	2	2	2	2	2	2	2	2	2	2	2	2	2
6	X-49-35	Screw, round head slotted	2	2	2	2	2	2	2	2	2	2	2	2	2	2	2
7	259360	Transformer			3			3				3	3				
7	255860	Transformer				3			3						3	3	
8	X-794-1	Screw, drill hex	4	4	4	4	4	4	4	4	4	4	4	4	4	4	4
9	241623	Sensor, ferromagnetic	1	1	1	1	1	1	1	1	1	1	1	1	1	1	1
10	354119	Harness, CT wiring	1	1	1	1	1	1	1	1	1	1	1	1	1	1	1
11	257070	Bracket, sensor mounting	1	1	1	1	1	1	1	1	1	1	1	1	1	1	1
12	X-672-15	Clamp, insulator	1	1	1	1	1	1	1	1	1	1	1	1	1	1	1
13	276417	Bracket, CT mounting	1	1	1	1	1	1	1	1	1	1	1	1	1	1	1
14	X-125-23	Screw, HC	4	4	4	4	4	4	4	4	4	4	4	4	4	4	4
15	X-6003-107	Conduit (not shown)	1	1	1	1	1	1	1	1	1	1	1	1	1	1	1

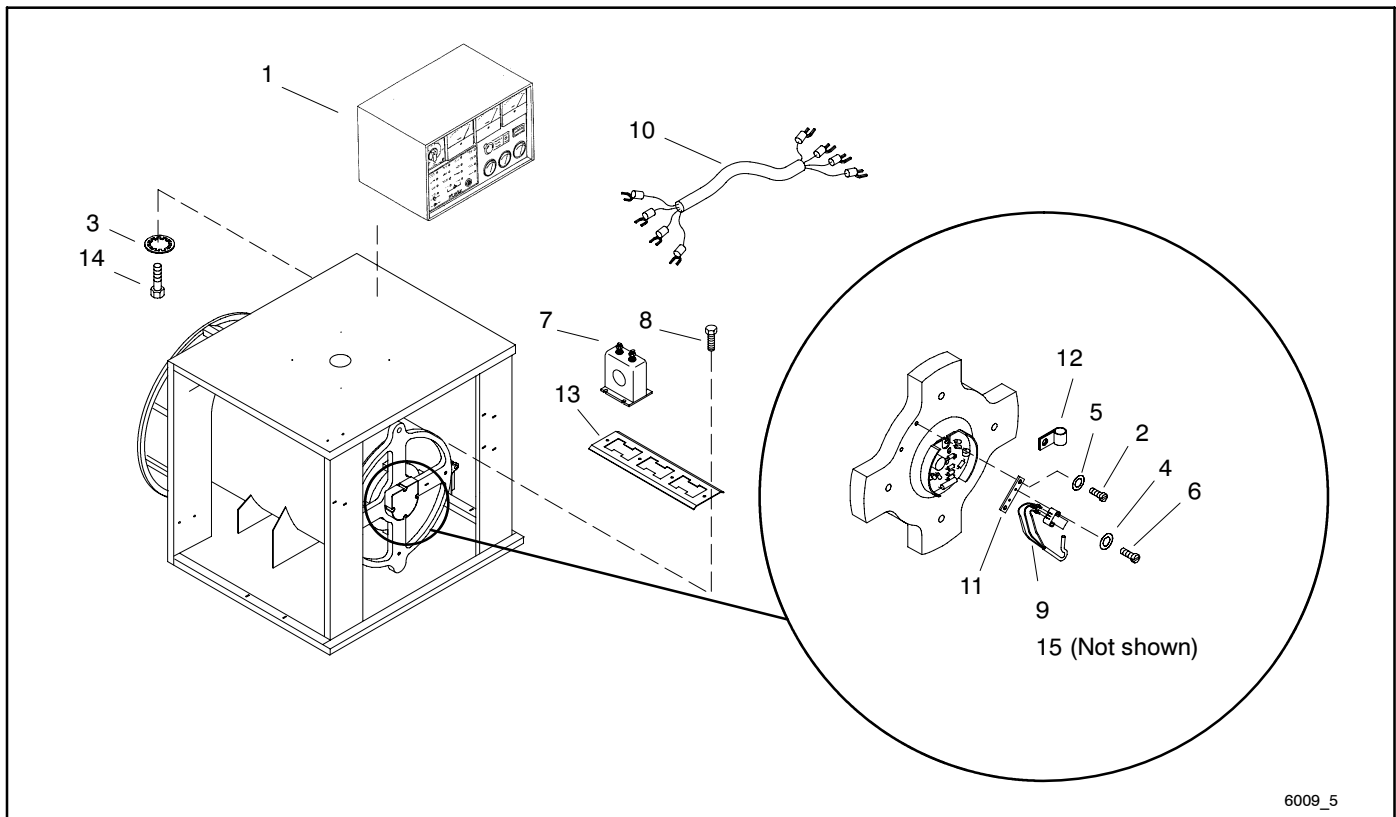
Group 301: Controller and Mounting



6009_5

Item	Part Number	Description	Quantity												
			Module Number												
			GM16667-KA1	GM16668-KA1	GM16670-KA1	GM16671-KA1	GM16674-KA1	GM16675-KA1	GM34022-MA11	GM34022-MA12	GM34022-MA15	GM34022-MA16	GM34022-MA19	GM34022-MA20	
1	364454-16	Controller assembly	1						1						
1	GM18496-3	Controller assembly		1						1					
1	364454-18	Controller assembly			1						1				
1	GM18496-4	Controller assembly				1							1		
1	364454-20	Controller assembly					1							1	
1	GM18496-5	Controller assembly						1							1
2	X-117-5	Screw, hex head, 10-24 x 5/8	4	4	4	4	4	4	4	4	4	4	4	4	4
3	X-22-16	Washer, lock, 5/16, internal/external tooth	4	4	4	4	4	4	4	4	4	4	4	4	4
4	X-22-24	Washer, lock, #4, internal tooth	2	2	2	2	2	2	2	2	2	2	2	2	2
5	X-22-9	Washer, lock, #10, internal tooth	2	2	2	2	2	2	2	2	2	2	2	2	2
6	X-49-35	Screw, round head slotted	2	2	2	2	2	2	2	2	2	2	2	2	2
7	253503	Transformer	3	3					3	3					
7	273257	Transformer			3	3					3	3			
7	253610	Transformer					3	3						3	3
8	X-794-1	Screw, drill hex	4	4	4	4	4	4	4	4	4	4	4	4	4
9	241623	Sensor, ferromagnetic	1	1	1	1	1	1	1	1	1	1	1	1	1
10	354119	Harness, CT wiring	1	1	1	1	1	1	1	1	1	1	1	1	1
11	257070	Bracket, sensor mounting	1	1	1	1	1	1	1	1	1	1	1	1	1
12	X-672-15	Clamp, insulator	1	1	1	1	1	1	1	1	1	1	1	1	1
13	276417	Bracket, CT mounting	1	1	1	1	1	1	1	1	1	1	1	1	1
14	X-125-23	Screw, HC	4	4	4	4	4	4	4	4	4	4	4	4	4
15	X-6003-107	Conduit (not shown)	1	1	1	1	1	1	1	1	1	1	1	1	1

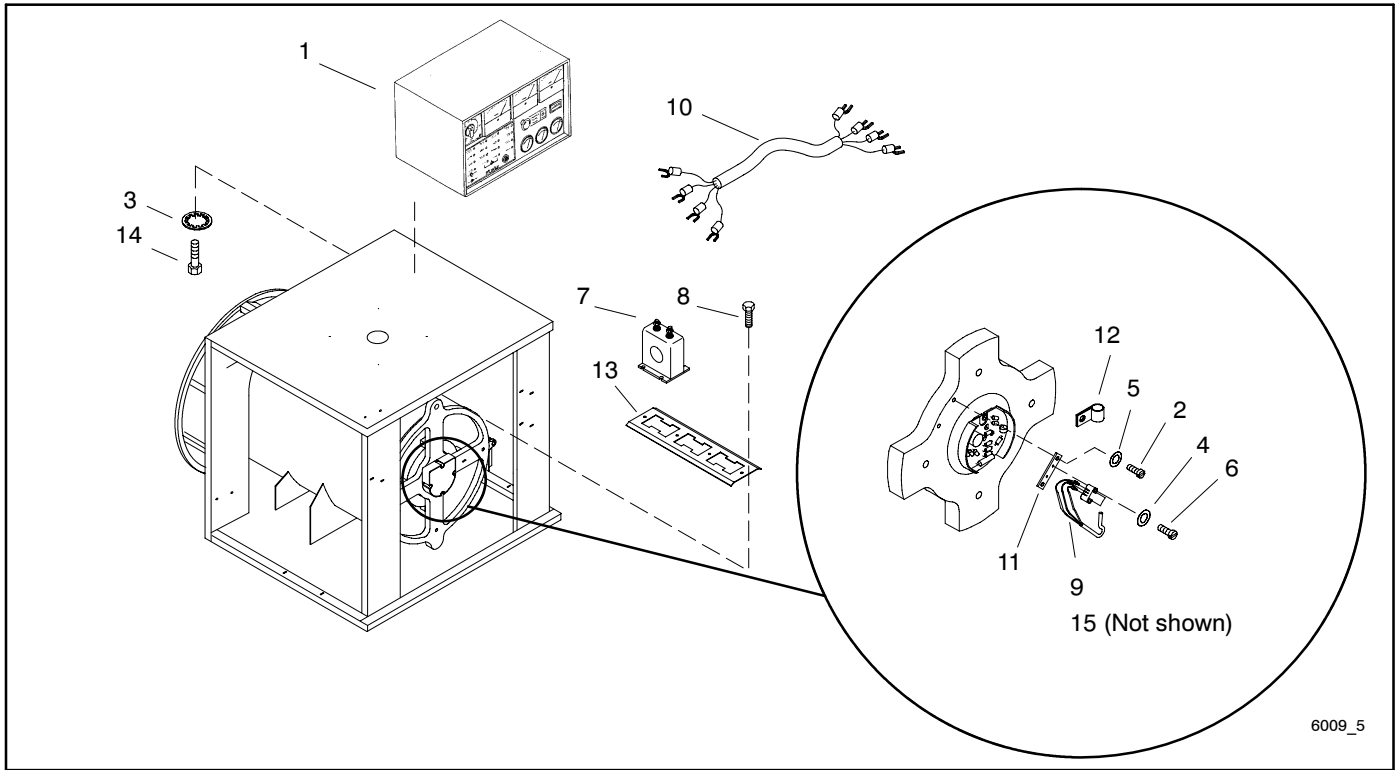
Group 301: Controller and Mounting, continued



6009_5

Item	Part Number	Description	Quantity										
			Variation Number/Module Number										
			57	58	344168	344172	344226	344228	GM34022-MA5	GM34022-MA9	GM34022-MA6	GM34022-MA10	
1	364451-221	Controller assembly	1				1					1	
1	364451-45	Controller assembly	1										
1	364451-65	Controller assembly		1									
1	364451-220	Controller assembly			1					1			
1	364451-222	Controller assembly				1					1		
1	364451-223	Controller assembly		1					1				1
2	X-117-5	Screw, hex head, 10-24 x 5/8	4	4	4	4	4	4	4	4	4	4	4
3	X-22-16	Washer, lock, 5/16, internal/external tooth	4	4	4	4	4	4	4	4	4	4	4
4	X-22-24	Washer, lock, #4, internal tooth	2	2	2	2	2	2	2	2	2	2	2
5	X-22-9	Washer, lock, #10, internal tooth	2	2	2	2	2	2	2	2	2	2	2
6	X-49-35	Screw, round head slotted	2	2	2	2	2	2	2	2	2	2	2
7	259360	Transformer	3		3		3		3		3		
7	255860	Transformer		3		3		3		3		3	
8	X-794-1	Screw, drill hex	4	4	4	4	4	4	4	4	4	4	4
9	241623	Sensor, ferromagnetic	1	1	1	1	1	1	1	1	1	1	1
10	354119	Harness, CT wiring	1	1	1	1	1	1	1	1	1	1	1
11	257070	Bracket, sensor mounting	1	1	1	1	1	1	1	1	1	1	1
12	X-672-15	Clamp, insulator	1	1	1	1	1	1	1	1	1	1	1
13	276417	Bracket, CT mounting	1	1	1	1	1	1	1	1	1	1	1
14	X-125-23	Screw, HC	4	4	4	4	4	4	4	4	4	4	4
15	X-6003-107	Conduit (not shown)	1	1	1	1	1	1	1	1	1	1	1

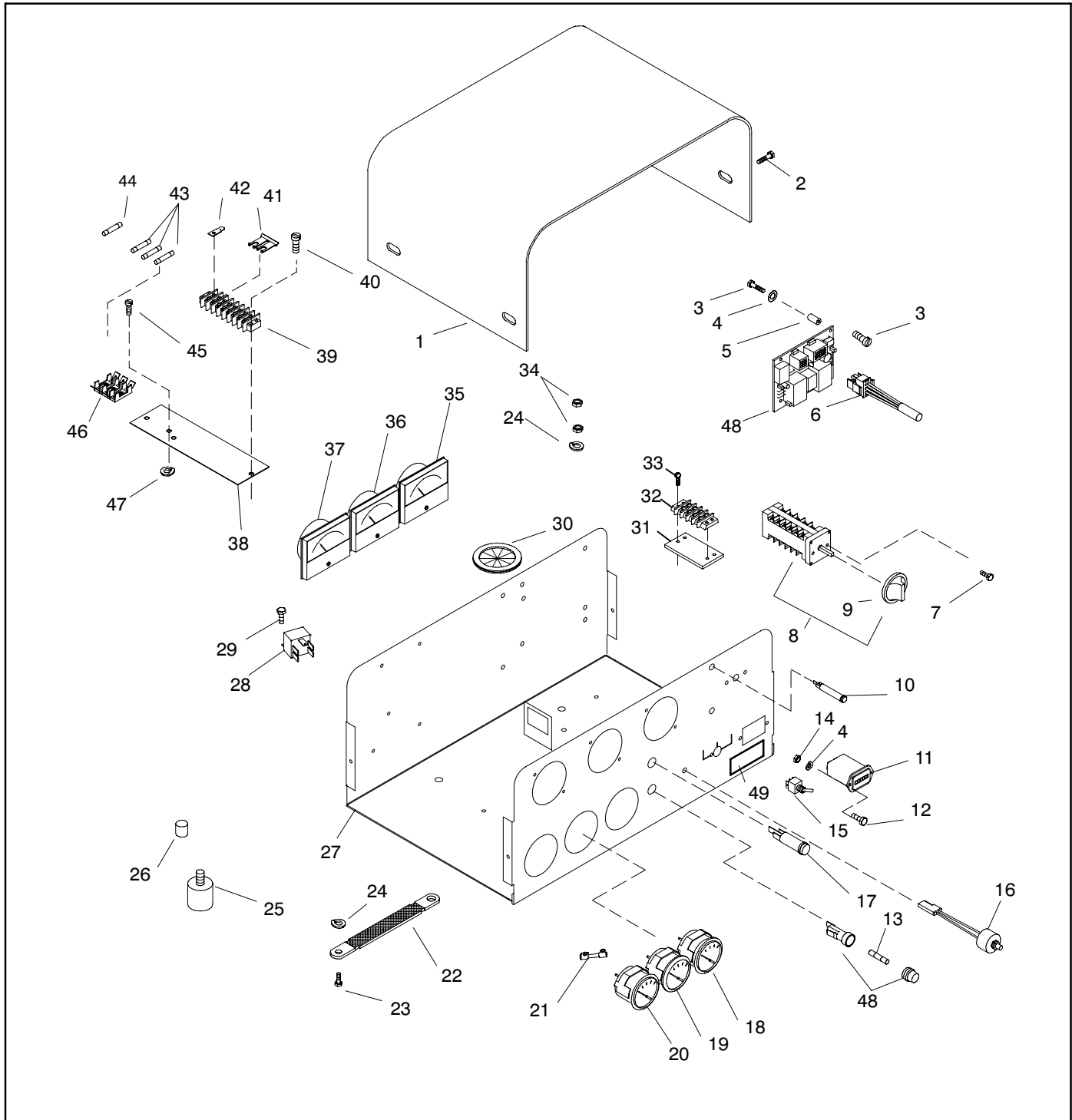
Group 301: Controller and Mounting, continued



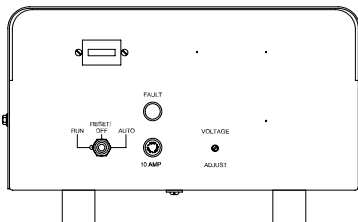
6009_5

Item	Part Number	Description	Quantity												
			Module Number												
			GM16669-KA1	359266	GM16672-KA1	GM16673-KA1	GM16676-KA1	GM16677-KA1	GM34022-MA13	GM34022-MA14	GM34022-MA17	GM34022-MA18	GM34022-MA21	GM34022-MA22	
1	364451-224	Controller assembly	1						1						
1	364451-225	Controller assembly		1						1					
1	364451-226	Controller assembly			1						1				
1	364451-227	Controller assembly				1							1		
1	364451-228	Controller assembly					1							1	
1	364451-229	Controller assembly						1							1
2	X-117-5	Screw, hex head, 10-24 x 5/8	4	4	4	4	4	4	4	4	4	4	4	4	4
3	X-22-16	Washer, lock, 5/16, internal/external tooth	4	4	4	4	4	4	4	4	4	4	4	4	4
4	X-22-24	Washer, lock, #4, internal tooth	2	2	2	2	2	2	2	2	2	2	2	2	2
5	X-22-9	Washer, lock, #10, internal tooth	2	2	2	2	2	2	2	2	2	2	2	2	2
6	X-49-35	Screw, round head slotted	2	2	2	2	2	2	2	2	2	2	2	2	2
7	253503	Transformer	1	1						1	1				
7	273257	Transformer			1	1						1	1		
7	253610	Transformer					1	1						1	1
8	X-794-1	Screw, drill hex	4	4	4	4	4	4	4	4	4	4	4	4	4
9	241623	Sensor, ferromagnetic	1	1	1	1	1	1	1	1	1	1	1	1	1
10	354119	Harness, CT wiring	1	1	1	1	1	1	1	1	1	1	1	1	1
11	257070	Bracket, sensor mounting	1	1	1	1	1	1	1	1	1	1	1	1	1
12	X-672-15	Clamp, insulator	1	1	1	1	1	1	1	1	1	1	1	1	1
13	276417	Bracket, CT mounting	1	1	1	1	1	1	1	1	1	1	1	1	1
14	X-125-23	Screw, HC	4	4	4	4	4	4	4	4	4	4	4	4	4
15	X-6003-107	Conduit (not shown)	1	1	1	1	1	1	1	1	1	1	1	1	1

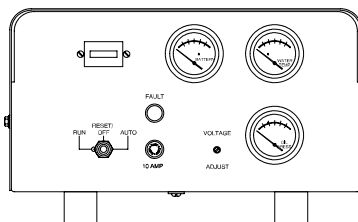
Group 301: Controller and Mounting, continued



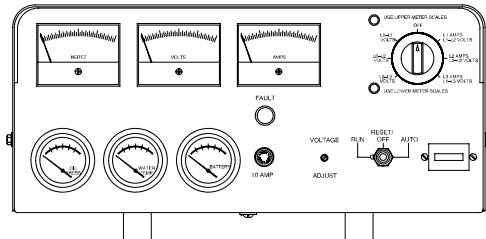
Basic Controller



Controller with Gauges



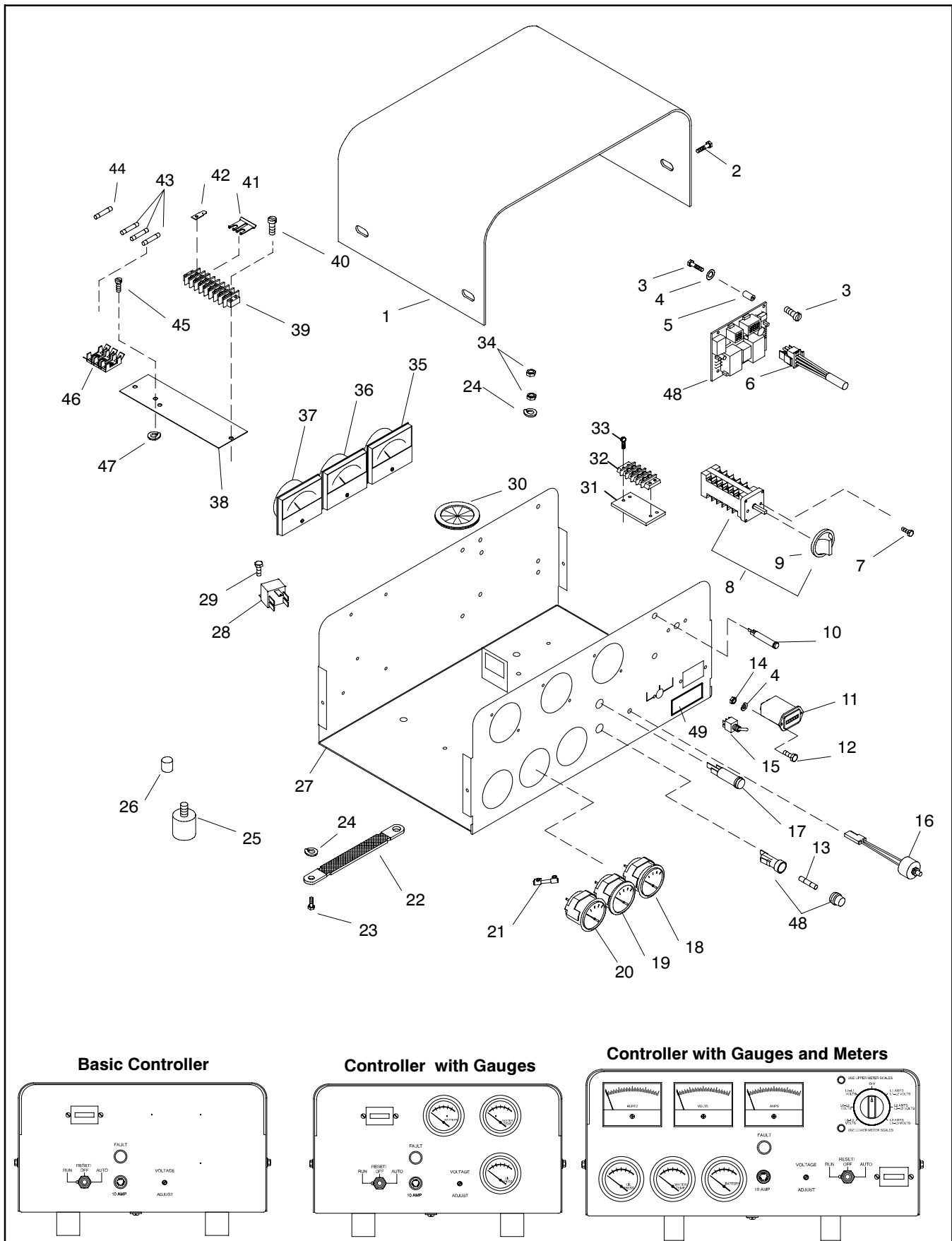
Controller with Gauges and Meters



Group 301: Controller and Mounting, continued

Item	Part Number	Description	Quantity																					
			Variation Number/Module Number																					
			47	344348	344349	344350	359096	359097	359100	GM34022-MA1	GM34022-MA2	GM34022-MA3	GM34022-MA4	GM34022-MA7	GM34022-MA8									
1	336602	Cover, controller (controller with gauges and meters)																						
1	336601	Cover, controller	1	1	1	1	1	1	1	1	1	1	1	1	1	1	1	1	1	1	1	1	1	1
2	X-6216-1	Screw, Phillips hex crimp tip	4	4	4	4	4	4	4	4	4	4	4	4	4	4	4	4	4	4	4	4	4	4
3	X-49-25	Screw, slotted pan head machine	10	10	10	10	10	10	10	10	10	10	10	10	10	10	10	10	10	10	10	10	10	10
4	X-22-6	Washer, lock, .146 ID x .285 in. OD	9	9	9	9	9	9	9	9	9	9	9	9	9	9	9	9	9	9	9	9	9	9
5	287948	Spacer	5	5	5	5	5	5	5	5	5	5	5	5	5	5	5	5	5	5	5	5	5	5
6	336637	Harness, wiring (controller with gauges and meters)				1	1	1	1	1	1								1	1	1	1	1	1
6	336642	Harness, wiring	1	1	1							1	1	1	1	1	1	1	1	1	1	1	1	1
7	X-67-127	Screw, slotted pan head, thread-cutting	2	2	2	2	2	2	2	2	2	2	2	2	2	2	2	2	2	2	2	2	2	2
8	292374	Switch, cam					1	1	1	1	1									1	1	1	1	1
9	296291	Knob, selector					1	1	1	1	1									1	1	1	1	1
10	291740	Lamp, 125 V, .33 W					2	2	2	2	2									2	2	2	2	2
11	238736	Meter, run time, 10000 hour	1	1	1	1	1	1	1	1	1	1	1	1	1	1	1	1	1	1	1	1	1	1
12	X-49-39	Screw, slotted pan head machine	2	2	2	2	2	2	2	2	2	2	2	2	2	2	2	2	2	2	2	2	2	2
13	223316	Fuse, 10 A, 250 V	1	1	1	1	1	1	1	1	1	1	1	1	1	1	1	1	1	1	1	1	1	1
14	X-71-2	Nut, hex machine screw, 6-32	2	2	2	2	2	2	2	2	2	2	2	2	2	2	2	2	2	2	2	2	2	2
15	287812	Switch, toggle, 2 pole	1	1	1	1	1	1	1	1	1	1	1	1	1	1	1	1	1	1	1	1	1	1
16	A-255041	Potentiometer assembly	1	1	1	1	1	1	1	1	1	1	1	1	1	1	1	1	1	1	1	1	1	1
17	269373	Lamp, 14 V, .33 W	1	1		1	1	1	1	1	1	1	1	1					1	1	1	1	1	1
17	359108	Lamp, 24 V, 1.2 W			1		1		1		1										1		1	
18	253329	Voltmeter, 10-16 V, DC					1		1		1										1		1	
18	255224	Voltmeter, 20-32 V, DC						1		1		1										1		1
19	282898	Gauge, engine temperature, 100-240 scale					1	1	1	1											1	1	1	1
20	282897	Gauge, oil pressure, 0-100 psi					1	1	1	1											1	1	1	1
21	292352	Resistor assembly	1	1	1	1	1	1	1	1	1	1	1	1	1	1	1	1	1	1	1	1	1	1
22	X-6046-2	Strap, ground	1	1	1	1	1	1	1	1	1	1	1	1	1	1	1	1	1	1	1	1	1	1
22	X-696-5	Sleeve (not shown)	1	1	1	1	1	1	1	1	1	1	1	1	1	1	1	1	1	1	1	1	1	1
23	X-50-70	Screw, slotted pan head machine	1	1	1	1	1	1	1	1	1	1	1	1	1	1	1	1	1	1	1	1	1	1
24	X-22-50	Washer, lock, .20 ID x .595 in. OD	2	2	2	2	2	2	2	2	2	2	2	2	2	2	2	2	2	2	2	2	2	2
25	292834	Vibromount	4	4	4	4	4	4	4	4	4	4	4	4	4	4	4	4	4	4	4	4	4	4
26	X-519-1	Plug, cap 1/8	4	4	4	4	4	4	4	4	4	4	4	4	4	4	4	4	4	4	4	4	4	4
27	336603	Box, silkscreened (controller with gauges and meters)				1	1	1	1	1	1										1	1	1	1
27	336604	Box, silkscreened	1	1	1							1	1	1	1	1	1	1	1	1	1	1	1	1
28	259391	Relay, 12 VDC, .20 A	1	1		1			1			1	1								1		1	
28	272684	Relay, 24 VDC,			1			1		1										1		1		1
29	X-50-13	Screw, slotted pan head machine	1	1	1	1	1	1	1	1	1	1	1	1	1	1	1	1	1	1	1	1	1	1
30	X-284-31	Grommet, round	1	1	1	1	1	1	1	1	1	1	1	1	1	1	1	1	1	1	1	1	1	1
31	336605	Strip, marker	1		1	1		1	1	1	1									1	1	1	1	1
31	336606	Strip, marker		1				1				1	1								1	1	1	1
32	292940	Strip, terminal			1	1		1	1	1	1									1	1	1	1	1
33	X-50-3	Screw, slotted pan head machine				2	2	2	2	2	2										2	2	2	2
34	X-6234-6	Nut, hex machine screw	2	2	2	2	2	2	2	2	2	2	2	2	2	2	2	2	2	2	2	2	2	2
35	295337	Ammeter, AC				1	1														1	1		
35	282950	Ammeter, AC							1	1														1
36	282814	Voltmeter, AC 0-300 scale				1	1	1	1	1											1	1	1	1
37	295069	Meter, frequency, 45-65 Hz, AC					1	1	1	1											1	1	1	1
38	336636	Strip, marker, 6.69 in.				1	1	1	1	1											1	1	1	1
39	246115	Terminal block	1	1	1	1	1	1	1	1	1	1	1	1	1	1	1	1	1	1	1	1	1	1
40	X-51-53	Screw, slotted round head machine	2	2	2	2	2	2	2	2	2	2	2	2	2	2	2	2	2	2	2	2	2	2
41	X-6048-2	Jumper, terminal block				1	1	1	1	1	1										1	1	1	1
42	238898	Terminal, fast-on, male	4	4	4	4	4	4	4	4	4	4	4	4	4	4	4	4	4	4	4	4	4	4
43	291207	Fuse, 1.5 A, 250 V (controller with gauges and meters)				3	3	3	3	3	3										3	3	3	3
44	283645	Fuse, 15 A, 250 V	1	1	1	1	1	1	1	1	1	1	1	1	1	1	1	1	1	1	1	1	1	1
45	X-49-2	Screw, cross recess pan head machine				2	2	2	2	2	2										2	2	2	2
46	336635	Fuse holder, 4-fuse (controller with gauges and meters)				1	1	1	1	1	1										1	1	1	1
46	336634	Fuse holder, 1-fuse	1	1	1							1	1	1	1	1	1	1	1	1	1	1	1	1
47	238426	Fuse holder, .25 x 1.25 in.	1	1	1	1	1	1	1	1	1	1	1	1	1	1	1	1	1	1	1	1	1	1
48	F-254717	PCB assembly	1	1		1		1	1	1	1	1	1	1	1	1	1	1	1	1	1	1	1	1
48	A-352207	PCB assembly, 24 V			1		1		1		1										1		1	
49	X-6276-9	Decal	1	1	1	1	1	1	1	1	1	1	1	1	1	1	1	1	1	1	1	1	1	1

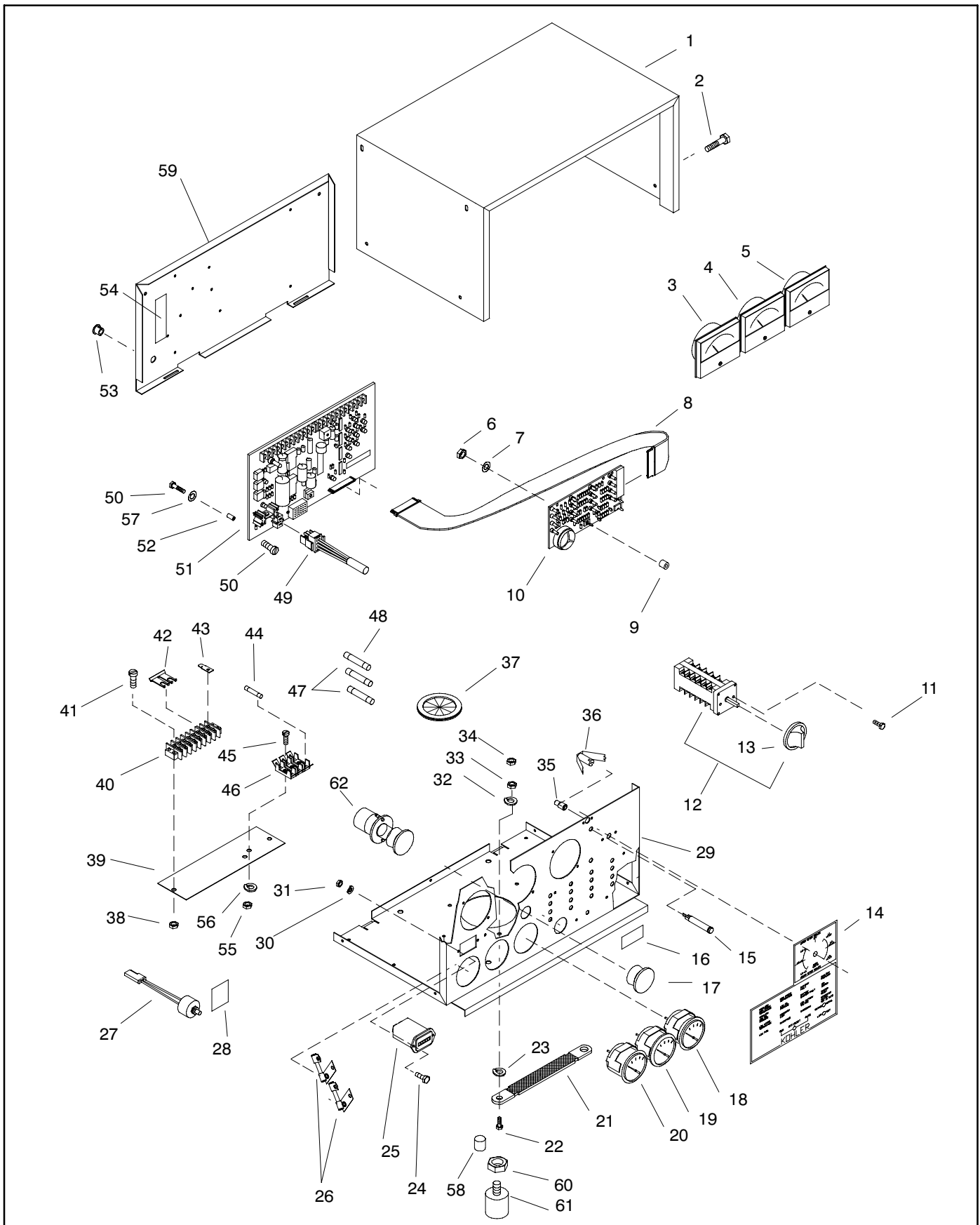
Group 301: Controller and Mounting, continued



Group 301: Controller and Mounting, continued

Item	Part Number	Description	Quantity														
			Module Number														
			GM16667-KA1	GM16668-KA1	GM16670-KA1	GM16671-KA1	GM16674-KA1	GM16675-KA1	GM34022-MA11	GM34022-MA12	GM34022-MA15	GM34022-MA16	GM34022-MA19	GM34022-MA20			
1	336602	Cover, controller (controller w/gauges and meters)	1	1	1	1	1	1	1	1	1	1	1	1	1	1	1
1	336601	Cover, controller															
2	X-6216-1	Screw, Phillips hex crimplite	4	4	4	4	4	4	4	4	4	4	4	4	4	4	4
3	X-49-25	Screw, slotted pan head machine	10	10	10	10	10	10	10	10	10	10	10	10	10	10	10
4	X-22-6	Washer, lock, .146 ID x .285 in. OD	9	9	9	9	9	9	9	9	9	9	9	9	9	9	9
5	287948	Spacer	5	5	5	5	5	5	5	5	5	5	5	5	5	5	5
6	336637	Harness, wiring (controller w/gauges and meters)	1	1	1	1	1	1	1	1	1	1	1	1	1	1	1
6	336642	Harness, wiring															
7	X-67-127	Screw, slotted pan head, thread-cutting	2	2	2	2	2	2	2	2	2	2	2	2	2	2	2
8	292374	Switch, cam	1	1	1	1	1	1	1	1	1	1	1	1	1	1	1
9	296291	Knob, selector	1	1	1	1	1	1	1	1	1	1	1	1	1	1	1
10	291740	Lamp, 125 V, .33 W	2	2	2	2	2	2	2	2	2	2	2	2	2	2	2
11	238736	Meter, run time, 10000 hour	1	1	1	1	1	1	1	1	1	1	1	1	1	1	1
12	X-49-39	Screw, slotted pan head machine	2	2	2	2	2	2	2	2	2	2	2	2	2	2	2
13	223316	Fuse, 10 A, 250 V	1	1	1	1	1	1	1	1	1	1	1	1	1	1	1
14	X-71-2	Nut, hex machine screw, 6-32	2	2	2	2	2	2	2	2	2	2	2	2	2	2	2
15	287812	Switch, toggle, 2 pole	1	1	1	1	1	1	1	1	1	1	1	1	1	1	1
16	A-255041	Potentiometer assembly	1	1	1	1	1	1	1	1	1	1	1	1	1	1	1
17	269373	Lamp, 14 V, .33 W	1		1		1		1		1		1		1		1
17	359108	Lamp, 24 V, 1.2 W		1			1		1		1		1		1		1
18	253329	Voltmeter, 10-16 V, DC	1		1		1		1		1		1		1		1
18	255224	Voltmeter, 20-32 V, DC		1			1		1		1		1		1		1
19	282898	Gauge, engine temperature, 100-240 scale	1	1	1	1	1	1	1	1	1	1	1	1	1	1	1
20	282897	Gauge, oil pressure, 0-100 psi	1	1	1	1	1	1	1	1	1	1	1	1	1	1	1
21	292352	Resistor assembly		1	1	1	1	1	1		1	1	1	1	1	1	1
22	X-6046-2	Strap, ground	1	1	1	1	1	1	1	1	1	1	1	1	1	1	1
22	X-696-5	Sleeve (not shown)	1	1	1	1	1	1	1	1	1	1	1	1	1	1	1
23	X-50-70	Screw, slotted pan head machine	1	1	1	1	1	1	1	1	1	1	1	1	1	1	1
24	X-22-50	Washer, lock, .20 ID x .595 in. OD	2	2	2	2	2	2	2	2	2	2	2	2	2	2	2
25	292834	Vibromount	4	4	4	4	4	4	4	4	4	4	4	4	4	4	4
26	X-519-1	Plug, cap 1/8	4	4	4	4	4	4	4	4	4	4	4	4	4	4	4
27	336603	Box, silkscreened (controller w/gauges and meters)	1	1	1	1	1	1	1	1	1	1	1	1	1	1	1
27	336604	Box, silkscreened															
28	259391	Relay, 12 VDC, .20 A	1		1		1		1		1		1		1		1
28	272684	Relay, 24 VDC		1			1		1		1		1		1		1
29	X-50-13	Screw, slotted pan head machine	1	1	1	1	1	1	1	1	1	1	1	1	1	1	1
30	X-284-31	Grommet, round	1	1	1	1	1	1	1	1	1	1	1	1	1	1	1
31	336605	Strip, marker	1	1	1	1	1	1	1	1	1	1	1	1	1	1	1
32	292940	Strip, terminal	1	1	1	1	1	1	1	1	1	1	1	1	1	1	1
33	X-50-3	Screw, slotted pan head machine	2	2	2	2	2	2	2	2	2	2	2	2	2	2	2
34	X-6234-6	Nut, hex machine screw	2	2	2	2	2	2	2	2	2	2	2	2	2	2	2
35	282954	Ammeter, AC	1	1							1						
35	282955	Ammeter, AC			1	1						1	1				
35	295339	Ammeter, AC						1	1						1	1	
36	282814	Voltmeter, AC 0-300 scale	1	1	1	1	1	1	1	1	1	1	1	1	1	1	1
37	295069	Meter, frequency, 45-65 Hz, AC	1	1	1	1	1	1	1	1	1	1	1	1	1	1	1
38	336636	Strip, marker, 6.69 in.	1	1	1	1	1	1	1	1	1	1	1	1	1	1	1
39	246115	Terminal block	1	1	1	1	1	1	1	1	1	1	1	1	1	1	1
40	X-51-53	Screw, slotted round head machine	2	2	2	2	2	2	2	2	2	2	2	2	2	2	2
41	X-6048-2	Jumper, terminal block	1	1	1	1	1	1	1	1	1	1	1	1	1	1	1
42	238898	Terminal, fast-on, male	4	4	4	4	4	4	4	4	4	4	4	4	4	4	4
43	291207	Fuse, 1.5 A, 25 V (controller w/gauges and meters)	3	3	3	3	3	3	3	3	3	3	3	3	3	3	3
44	283645	Fuse, 15 A, 250 V	1	1	1	1	1	1	1	1	1	1	1	1	1	1	1
45	X-49-2	Screw, cross recess pan head machine	2	2	2	2	2	2	2	2	2	2	2	2	2	2	2
46	336635	Fuse holder, 4-fuse (controller w/gauges and meters)	1	1	1	1	1	1	1	1	1	1	1	1	1	1	1
46	336634	Fuse holder, 1-fuse															
47	238426	Fuse holder, .25 x 1.25 in.	1	1	1	1	1	1	1	1	1	1	1	1	1	1	1
48	F-254717	PCB assembly	1		1		1		1		1		1		1		1
48	A-352207	PCB assembly, 24 V		1			1		1		1		1		1		1
49	X-6276-9	Decal	1	1	1	1	1	1	1	1	1	1	1	1	1	1	1

Group 301: Controller and Mounting, continued

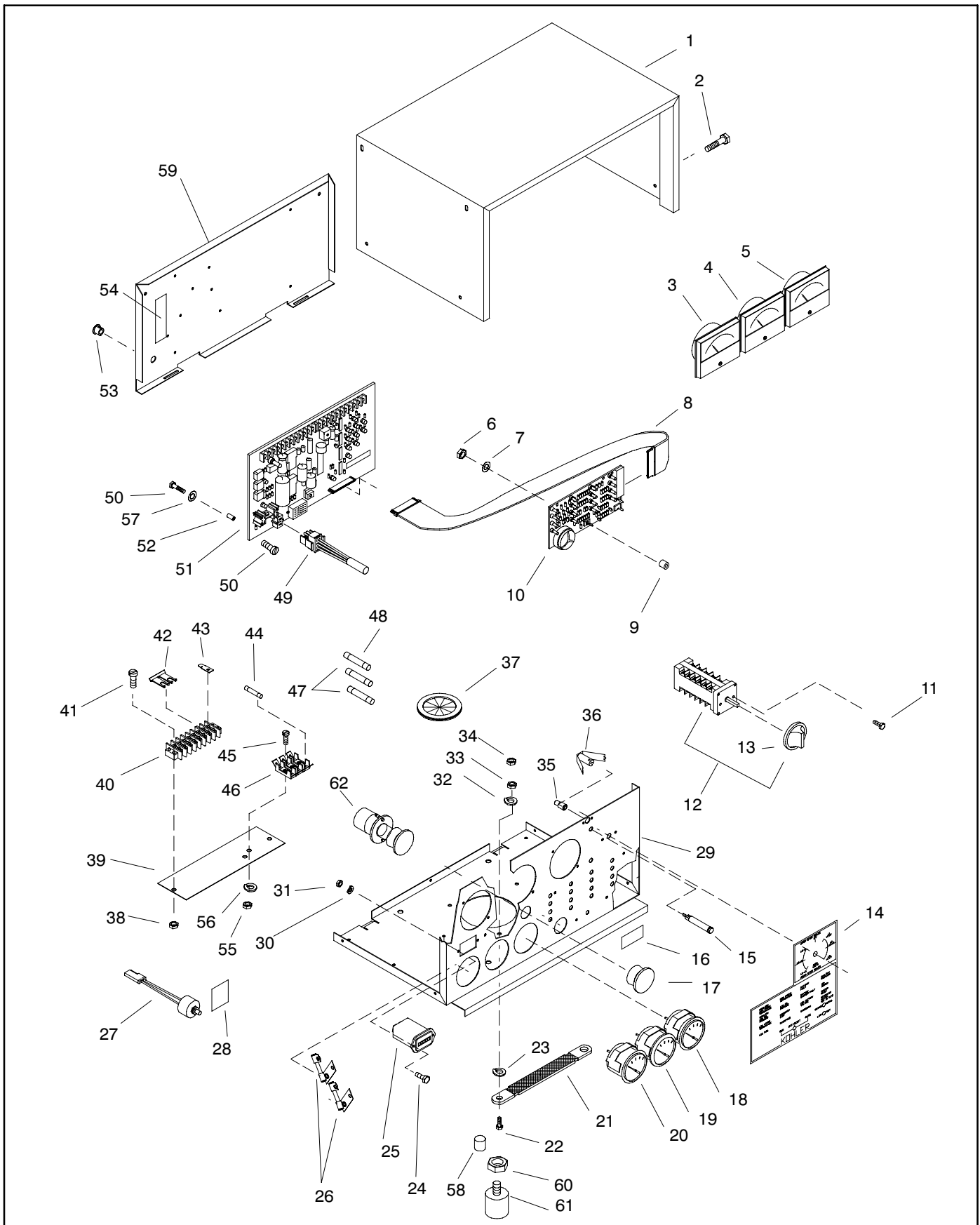


Group 301: Controller and Mounting, continued

Item	Part Number	Description	Quantity																	
			Variation Number/Module Number																	
			57	58	344168	344172	344226	344228	GM34022-MA5	GM34022-MA9	GM34022-MA6	GM34022-MA10								
1	325003	Cover, controller (standard meterbox)	1	1	1	1	1	1	1	1	1	1	1	1	1	1	1	1	1	1
2	X-6216-1	Screw, #10-24 x 0.50, crimplite	10	10	10	10	10	10	10	10	10	10	10	10	10	10	10	10	10	10
3	282818	Meter, frequency	1	1	1	1	1	1	1	1	1	1	1	1	1	1	1	1	1	1
4	282816	Voltmeter, AC, 0-300 scale	1	1	1	1	1	1	1	1	1	1	1	1	1	1	1	1	1	1
5	282801	Ammeter, AC	1		1		1		1		1		1		1		1		1	
5	282804	Ammeter, AC	1		1		1		1		1		1		1		1		1	
6	X-72-4	Nut, hex, 8-32, zinc plated	4	4	4	4	4	4	4	4	4	4	4	4	4	4	4	4	4	4
7	X-22-7	Washer, lock, #8 internal tooth	3	3	3	3	3	3	3	3	3	3	3	3	3	3	3	3	3	3
7	X-22-20	Washer, lock, #8 external tooth	1	1	1	1	1	1	1	1	1	1	1	1	1	1	1	1	1	1
8	336428	Cable assembly	1	1	1	1	1	1	1	1	1	1	1	1	1	1	1	1	1	1
9	X-712-9	Spacer	4	4	4	4	4	4	4	4	4	4	4	4	4	4	4	4	4	4
10	A-336432	PCB assembly, indicator, 16-light	1	1	1	1	1	1	1	1	1	1	1	1	1	1	1	1	1	1
11	X-67-127	Screw, thread-forming	2	2	2	2	2	2	2	2	2	2	2	2	2	2	2	2	2	2
12	292373	Switch, selector	1	1	1	1	1	1	1	1	1	1	1	1	1	1	1	1	1	1
13	296291	Knob, selector switch	1	1	1	1	1	1	1	1	1	1	1	1	1	1	1	1	1	1
14	354385	Decal	1	1	1	1	1	1	1	1	1	1	1	1	1	1	1	1	1	1
15	291740	Lamp	2	2	2	2	2	2	2	2	2	2	2	2	2	2	2	2	2	2
16	292467	Decal, emergency stop	1	1	1	1	1	1	1	1	1	1	1	1	1	1	1	1	1	1
17	X-301-29	Plug, button	1	1	1	1	1	1	1	1	1	1	1	1	1	1	1	1	1	1
18	253329	Gauge, DC voltmeter, 12 V			1	1					1	1			1	1			1	1
18	255224	Gauge, DC voltmeter, 24 V	1	1					1	1					1	1			1	1
19	282898	Gauge, water temp., 100-250 deg. scale	1	1	1	1	1	1	1	1	1	1	1	1	1	1	1	1	1	1
20	282897	Gauge, oil pressure, 0-100 psi scale	1	1	1	1	1	1	1	1	1	1	1	1	1	1	1	1	1	1
21	X-6046-2	Strap, ground	1	1	1	1	1	1	1	1	1	1	1	1	1	1	1	1	1	1
22	X-50-70	Screw, PHM	1	1	1	1	1	1	1	1	1	1	1	1	1	1	1	1	1	1
23	X-22-50	Washer, #10 internal/external tooth	1	1	1	1	1	1	1	1	1	1	1	1	1	1	1	1	1	1
24	X-49-39	Screw, PHM, 6-32 x 0.50	2	2	2	2	2	2	2	2	2	2	2	2	2	2	2	2	2	2
25	238736	Hourmeter	1	1	1	1	1	1	1	1	1	1	1	1	1	1	1	1	1	1
26	268297	Adapter, oil and water, 24 V only	2	2				2	2					2	2			2	2	
27	A-255041	Potentiometer assembly, voltage adj.	1	1	1	1	1	1	1	1	1	1	1	1	1	1	1	1	1	1
28	292361	Decal, voltage adjustment	1	1	1	1	1	1	1	1	1	1	1	1	1	1	1	1	1	1
29	292375	Box, controller (standard meterbox)	1	1	1	1	1	1	1	1	1	1	1	1	1	1	1	1	1	1
30	X-22-6	Washer, lock, #6 internal star	2	2	2	2	2	2	2	2	2	2	2	2	2	2	2	2	2	2
31	X-71-2	Nut, hex, 6-32 zinc	2	2	2	2	2	2	2	2	2	2	2	2	2	2	2	2	2	2
32	X-22-50	Washer, #10 internal/external tooth	1	1	1	1	1	1	1	1	1	1	1	1	1	1	1	1	1	1
33	X-6234-6	Nut, hex	1	1	1	1	1	1	1	1	1	1	1	1	1	1	1	1	1	1
34	X-6234-6	Nut, hex	1	1	1	1	1	1	1	1	1	1	1	1	1	1	1	1	1	1
35	255126	Lamp, 12 V			1	1					1	1			1	1			1	1
35	283420	Lamp, 24 V	1	1				1	1					1	1			1	1	
36	284990	Socket, lamp																		
37	X-284-31	Grommet	1	1	1	1	1	1	1	1	1	1	1	1	1	1	1	1	1	1
38	#	Nut, #8-32	2	2	2	2	2	2	2	2	2	2	2	2	2	2	2	2	2	2
39	292823	Marker, strip	1	1	1	1	1	1	1	1	1	1	1	1	1	1	1	1	1	1
40	246116	Block, terminal	1	1	1	1	1	1	1	1	1	1	1	1	1	1	1	1	1	1
41	X-51-53	Screw, RHM	2	2	2	2	2	2	2	2	2	2	2	2	2	2	2	2	2	2
42	X-6048-2	Jumper, terminal block	1	1	1	1	1	1	1	1	1	1	1	1	1	1	1	1	1	1
43	238898	Terminal	1	1	1	1	1	1	1	1	1	1	1	1	1	1	1	1	1	1
44	291207	Fuse, 1.5 A, 250 V	3	3	3	3	3	3	3	3	3	3	3	3	3	3	3	3	3	3
45	X-49-2	Screw, PHM, 6-32 x .375	2	2	2	2	2	2	2	2	2	2	2	2	2	2	2	2	2	2
46	292821	Holder, fuse	1	1	1	1	1	1	1	1	1	1	1	1	1	1	1	1	1	1
47	243273	Fuse, 3 A	2	2	2	2	2	2	2	2	2	2	2	2	2	2	2	2	2	2
48	283645	Fuse, 15 A	1	1	1	1	1	1	1	1	1	1	1	1	1	1	1	1	1	1
49	241617	Plug, 6-position connector	1	1	1	1	1	1	1	1	1	1	1	1	1	1	1	1	1	1
50	X-49-25	Screw, PHM, 6-32 x .50	18	18	18	18	18	18	18	18	18	18	18	18	18	18	18	18	18	18
51	GM28725	PCB assembly, main controller	1	1	1	1	1	1	1	1	1	1	1	1	1	1	1	1	1	1
52	287948	Spacer	9	9	9	9	9	9	9	9	9	9	9	9	9	9	9	9	9	9
53	X-301-34	Plug, button	1	1	1	1	1	1	1	1	1	1	1	1	1	1	1	1	1	1
54	292347	Decal	1	1	1	1	1	1	1	1	1	1	1	1	1	1	1	1	1	1
55	#	Nut, #6-32	2	2	2	2	2	2	2	2	2	2	2	2	2	2	2	2	2	2
56	X-22-6	Washer, lock #6 internal star	2	2	2	2	2	2	2	2	2	2	2	2	2	2	2	2	2	2
57	#	Washer, #6	9	9	9	9	9	9	9	9	9	9	9	9	9	9	9	9	9	9
58	X-519-1	Plug, cap, 1/8 in.	2	2	2	2	2	2	2	2	2	2	2	2	2	2	2	2	2	2
59	292908	Plate, hinge (standard meterbox)	1	1	1	1	1	1	1	1	1	1	1	1	1	1	1	1	1	1
60	#	Nut, 5/16-18	4	4	4	4	4	4	4	4	4	4	4	4	4	4	4	4	4	4
61	292834	Bumper	4	4	4	4	4	4	4	4	4	4	4	4	4	4	4	4	4	4
62	292364	Switch, pushbutton	1	1	1	1	1	1	1	1	1	1	1	1	1	1	1	1	1	1

Common hardware; procure locally.

Group 301: Controller and Mounting, continued



Group 301: Controller and Mounting, continued

Item	Part Number	Description	Quantity														
			Module Number														
			GM16669-KA1	359266	GM16672-KA1	GM16673-KA1	GM16676-KA1	GM16677-KA1	GM34022-MA13	GM34022-MA14	GM34022-MA17	GM34022-MA18	GM34022-MA21	GM34022-MA22			
1	325003	Cover, controller (standard meterbox)	1	1	1	1	1	1	1	1	1	1	1	1	1	1	1
2	X-6216-1	Screw, #10-24 x 0.50, crimp tite	10	10	10	10	10	10	10	10	10	10	10	10	10	10	10
3	282818	Meter, frequency	1	1	1	1	1	1	1	1	1	1	1	1	1	1	1
4	282816	Voltmeter, AC, 0-300 scale	1	1	1	1	1	1	1	1	1	1	1	1	1	1	1
5	282805	Ammeter, AC	1	1							1	1					
5	282806	Ammeter, AC			1	1							1	1			
5	282807	Ammeter, AC						1	1							1	1
6	X-72-4	Nut, hex, 8-32, zinc plated	4	4	4	4	4	4	4	4	4	4	4	4	4	4	4
7	X-22-7	Washer, lock, #8 internal tooth	3	3	3	3	3	3	3	3	3	3	3	3	3	3	3
7	X-22-20	Washer, lock, #8 external tooth	1	1	1	1	1	1	1	1	1	1	1	1	1	1	1
8	336428	Cable assembly	1	1	1	1	1	1	1	1	1	1	1	1	1	1	1
9	X-712-9	Spacer	4	4	4	4	4	4	4	4	4	4	4	4	4	4	4
10	A-336432	PCB assembly, indicator, 16-light	1	1	1	1	1	1	1	1	1	1	1	1	1	1	1
11	X-67-127	Screw, thread-forming	2	2	2	2	2	2	2	2	2	2	2	2	2	2	2
12	292373	Switch, selector	1	1	1	1	1	1	1	1	1	1	1	1	1	1	1
13	296291	Knob, selector switch	1	1	1	1	1	1	1	1	1	1	1	1	1	1	1
14	354385	Decal	1	1	1	1	1	1	1	1	1	1	1	1	1	1	1
15	291740	Lamp	2	2	2	2	2	2	2	2	2	2	2	2	2	2	2
16	292467	Decal, emergency stop	1	1	1	1	1	1	1	1	1	1	1	1	1	1	1
17	X-301-29	Plug, button	1	1	1	1	1	1	1	1	1	1	1	1	1	1	1
18	253329	Gauge, DC voltmeter, 12 V	1		1		1		1		1		1		1		1
18	255224	Gauge, DC voltmeter, 24 V		1			1		1		1		1		1		1
19	282898	Gauge, water temp, 100-250 deg. scale	1	1	1	1	1	1	1	1	1	1	1	1	1	1	1
20	282897	Gauge, oil pressure, 0-100 psi scale	1	1	1	1	1	1	1	1	1	1	1	1	1	1	1
21	X-6046-2	Strap, ground	1	1	1	1	1	1	1	1	1	1	1	1	1	1	1
22	X-50-70	Screw, PHM	1	1	1	1	1	1	1	1	1	1	1	1	1	1	1
23	X-22-50	Washer, #10 internal/external tooth	1	1	1	1	1	1	1	1	1	1	1	1	1	1	1
24	X-49-39	Screw, PHM, 6-32 x 0.50	2	2	2	2	2	2	2	2	2	2	2	2	2	2	2
25	238736	Hourmeter	1	1	1	1	1	1	1	1	1	1	1	1	1	1	1
26	268297	Adapter, oil and water, 24 V only		2		2		2		2		2		2		2	
27	A-255041	Potentiometer assembly, voltage adj.	1	1	1	1	1	1	1	1	1	1	1	1	1	1	1
28	292361	Decal, voltage adjustment	1	1	1	1	1	1	1	1	1	1	1	1	1	1	1
29	292375	Box, controller (standard meterbox)	1	1	1	1	1	1	1	1	1	1	1	1	1	1	1
30	X-22-6	Washer, lock, #6 internal star	2	2	2	2	2	2	2	2	2	2	2	2	2	2	2
31	X-71-2	Nut, hex, 6-32 zinc	2	2	2	2	2	2	2	2	2	2	2	2	2	2	2
32	X-22-50	Washer, #10 internal/external tooth	1	1	1	1	1	1	1	1	1	1	1	1	1	1	1
33	X-6234-6	Nut, hex	1	1	1	1	1	1	1	1	1	1	1	1	1	1	1
34	X-6234-6	Nut, hex	1	1	1	1	1	1	1	1	1	1	1	1	1	1	1
35	255126	Lamp, 12 V	1		1		1		1		1		1		1		1
35	283420	Lamp, 24 V		1		1		1		1		1		1		1	
36	284990	Socket, lamp	1	1	1	1	1	1	1	1	1	1	1	1	1	1	1
37	X-284-31	Grommet	1	1	1	1	1	1	1	1	1	1	1	1	1	1	1
38	#	Nut, #8-32	2	2	2	2	2	2	2	2	2	2	2	2	2	2	2
39	292823	Marker, strip	1	1	1	1	1	1	1	1	1	1	1	1	1	1	1
40	246116	Block, terminal	1	1	1	1	1	1	1	1	1	1	1	1	1	1	1
41	X-51-53	Screw, RHM	2	2	2	2	2	2	2	2	2	2	2	2	2	2	2
42	X-6048-2	Jumper, terminal block	1	1	1	1	1	1	1	1	1	1	1	1	1	1	1
43	238898	Terminal	1	1	1	1	1	1	1	1	1	1	1	1	1	1	1
44	291207	Fuse, 1.5 A, 250 V	3	3	3	3	3	3	3	3	3	3	3	3	3	3	3
45	X-49-2	Screw, PHM, 6-32 x .375	2	2	2	2	2	2	2	2	2	2	2	2	2	2	2
46	292821	Holder, fuse	1	1	1	1	1	1	1	1	1	1	1	1	1	1	1
47	243273	Fuse, 3 A	2	2	2	2	2	2	2	2	2	2	2	2	2	2	2
48	283645	Fuse, 15 A	1	1	1	1	1	1	1	1	1	1	1	1	1	1	1
49	241617	Connector plug, 6-position	1	1	1	1	1	1	1	1	1	1	1	1	1	1	1
50	X-49-25	Screw, PHM, 6-32 x .50	18	18	18	18	18	18	18	18	18	18	18	18	18	18	18
51	GM28725	PCB assembly, main controller	1	1	1	1	1	1	1	1	1	1	1	1	1	1	1
52	287948	Spacer	9	9	9	9	9	9	9	9	9	9	9	9	9	9	9
53	X-301-34	Plug, button	1	1	1	1	1	1	1	1	1	1	1	1	1	1	1
54	292347	Decal	1	1	1	1	1	1	1	1	1	1	1	1	1	1	1
55	#	Nut, #6-32	2	2	2	2	2	2	2	2	2	2	2	2	2	2	2
56	X-22-6	Washer, lock #6 internal star	2	2	2	2	2	2	2	2	2	2	2	2	2	2	2
57	#	Washer, #6	9	9	9	9	9	9	9	9	9	9	9	9	9	9	9
58	X-519-1	Plug, cap, 1/8 in.	2	2	2	2	2	2	2	2	2	2	2	2	2	2	2
59	292908	Plate, hinge (standard meterbox)	1	1	1	1	1	1	1	1	1	1	1	1	1	1	1
60	#	Nut, 5/16-18	4	4	4	4	4	4	4	4	4	4	4	4	4	4	4
61	292834	Bumper	4	4	4	4	4	4	4	4	4	4	4	4	4	4	4
62	292364	Switch, pushbutton	1	1	1	1	1	1	1	1	1	1	1	1	1	1	1

Group 701: Literature

Item	Part Number	Description	Quantity												
			Variation Number												
			17	106	107	108	109	110	111	112	113	116	117		
1	TP-5375	Warranty Marine	1	1	1	1	1	1	1	1	1	1	1	1	1
2	TP-5620	Safety Precautions Marine	1	1	1	1	1	1	1	1	1	1	1	1	1
3	TP-5737	S/M 40-65COZ/33-50CFOZ/40-150EOZ	1	1	1	1	1	1	1	1	1	1	1	1	1
4	TP-5738	P/C 40-150COZ/EOZ, 33-125CFOZ/EFOZ Marine	1	1	1	1	1	1	1	1	1	1	1	1	1
5	TP-6069	I/M 3.5-150EOZ/EFOZ, Marine									1	1	1		
5	TP-6253	I/M EOZ/EFOZ/EOZD/EFOZD Models, Marine		1	1	1	1	1	1					1	1
6	TP-5808	O/M Deere 4039/4045	1												
6	TP-5808-D	O/M Deere 4039/4045 Dutch	1												
6	TP-5808-F	O/M Deere 4039/4045 French	1												
6	TP-5808-G	O/M Deere 4039/4045 German	1												
6	TP-5808-I	O/M Deere 4039/4045 Italian	1												
6	TP-5808-S	O/M Deere 4039/4045 Spanish	1												
6	TP-6084	O/S/M 4045 & 6068 John Deere Marine		1	1	1	1	1	1	1	1	1	1		
6	TP-6118	O/S/M 6081 John Deere Marine												1	1
7	TP-5736	O/I/M 35/50/65COZ Marine	1												
7	TP-6109	O/M 40-150EOZ/33-125EFOZ Deere Marine		1	1	1	1	1	1	1	1	1	1	1	1
8	TP-5419	S/M Deere 4039/6059	1	1	1	1	1	1	1	1	1	1	1		
8	TP-5419-F	S/M Deere 4039/6059 French	1												
8	TP-5419-S	S/M Deere 4039/6059 Spanish	1												
9	TP-5825	S/M John Deere 6081												1	1

Parts List: Accessories

Qty.	Description	Part No.
Circuit Breaker		
Circuit Breaker, Line 334360		
1	Circuit breaker, 30 A, 600 V, 3-pole	269250
1	Panel, circuit breaker mounting	344083
4	Screw, cross recess pan head machine	X-49-2
1	Installation Instructions	TT-1121
Circuit Breaker, Line 334361		
4	Screw, cross recess pan head machine	X-49-2
1	Circuit breaker, 30 A, 600 V, 4-pole	X-6250-1
1	Panel, circuit breaker mounting	344092
1	Installation Instructions	TT-1121
Circuit Breaker, Line 334362		
4	Screw, cross recess pan head machine	X-49-2
1	Circuit breaker, 30 A, 600 V, 4-pole	X-6250-9
1	Panel, circuit breaker mounting	344092
1	Installation Instructions	TT-1121
Circuit Breaker, Line 334363		
4	Screw, cross recess pan head machine	X-49-2
1	Circuit breaker, 40 A, 600 V, 3-pole	269252
1	Panel, circuit breaker mounting	344083
1	Installation Instructions	TT-1121
Circuit Breaker, Line 334364		
4	Screw, cross recess pan head machine	X-49-2
1	Circuit breaker, 40 A, 600 V, 4-pole	X-6250-2
1	Panel, circuit breaker mounting	344092
1	Installation Instructions	TT-1121
Circuit Breaker, Line 334365		
4	Screw, cross recess pan head machine	X-49-2
1	Circuit breaker, 40 A, 600 V, 4-pole	X-6250-10
1	Panel, circuit breaker mounting	344092
1	Installation Instructions	TT-1121
Circuit Breaker, Line 334366		
4	Screw, cross recess pan head machine	X-49-2
1	Circuit breaker, 50 A, 600 V, 3-pole	258928
1	Panel, circuit breaker mounting	344083
1	Installation Instructions	TT-1121
Circuit Breaker, Line 334367		
4	Screw, cross recess pan head machine	X-49-2
1	Circuit breaker, 50 A, 600 V, 4-pole	X-6250-6
1	Panel, circuit breaker mounting	344092
1	Installation Instructions	TT-1121
Circuit Breaker, Line 334368		
4	Screw, cross recess pan head machine	X-49-2
3	Standoff insulator, 1/4-20 x 1.5 in.	X-6128-3
1	Circuit breaker, 50 A, 600 V, 4-pole	X-6250-11
1	Panel, circuit breaker mounting	344092
1	Installation Instructions	TT-1121
Circuit Breaker, Line 334369		
4	Screw, cross recess pan head machine	X-49-2
1	Circuit breaker, 60 A, 600 V, 3-pole	253224
1	Panel, circuit breaker mounting	344083
1	Installation Instructions	TT-1296
1	Decal, power breaker	GM15301
1	Installation Instructions	TT-1296
Circuit Breaker, Line 334370		
4	Screw, cross recess pan head machine	X-49-2
3	Standoff insulator, 1/4-20 x 1.5 in.	X-6128-3
1	Circuit breaker, 60 A, 600 V, 4-pole	X-6250-3
1	Panel, circuit breaker mounting	344092
1	Installation Instructions	TT-1121

Qty.	Description	Part No.
Circuit Breaker, Line 334371		
4	Screw, cross recess pan head machine	X-49-2
1	Circuit breaker, 60 A, 600 V, 4-pole	X-6250-12
1	Panel, circuit breaker mounting	344092
1	Installation Instructions	TT-1121
Circuit Breaker, Line 334372		
4	Screw, cross recess pan head machine	X-49-2
1	Circuit breaker, 70 A, 600 V, 3-pole	258381
1	Panel, circuit breaker mounting	344083
1	Installation Instructions	TT-1296
1	Decal, power breaker	GM15301
Circuit Breaker, Line 334373		
4	Screw, cross recess pan head machine	X-49-2
1	Circuit breaker, 70 A, 600 V, 4-pole	X-6250-8
1	Panel, circuit breaker mounting	344092
1	Installation Instructions	TT-1121
Circuit Breaker, Line 334375		
2	Screw, cross recess pan head machine	X-51-52
4	Screw, Phillips hex crimpite	X-6216-1
1	Circuit breaker, 80 A, 600 V, 3-pole	X-6305-103
1	Panel, load lead access	334429
1	Panel, circuit breaker mounting	344084
1	Installation Instructions	TT-1016
Circuit Breaker, Line 334376		
4	Spacer, .209 ID x .375 OD x .406 in.	X-400-127
2	Screw, cross recess pan head machine	X-51-52
4	Screw, Phillips hex crimpite	X-6216-1
1	Circuit breaker, 80 A, 600 V, 3-pole	X-6303-61
1	Panel, circuit breaker mounting	344084
1	Panel, load lead access	334429
1	Installation Instructions	TT-1121
Circuit Breaker, Line 334377		
2	Screw, cross recess pan head machine	X-51-52
4	Screw, Phillips hex crimpite	X-6216-1
1	Circuit breaker, 80 A, 600 V, 3-pole	X-6305-104
1	Panel, circuit breaker mounting	344084
1	Panel, load lead access	334429
1	Installation Instructions	TT-1121
Circuit Breaker, Line 334378		
4	Spacer, .209 ID x .375 OD x .406 in.	X-400-127
2	Screw, cross recess pan head machine	X-51-52
4	Screw, Phillips hex crimpite	X-6216-1
1	Circuit breaker, 80 A, 600 V, 3-pole	X-6306-62
1	Tag, hang	336020
1	Panel, circuit breaker mounting	344084
1	Panel, load lead access	334429
1	Installation Instructions	TT-1121
Circuit Breaker, Line 334379		
2	Screw, cross recess pan head machine	X-51-52
4	Screw, Phillips hex crimpite	X-6216-1
1	Circuit breaker, 80 A	X-6305-105
1	Panel, circuit breaker mounting	344084
1	Panel, load lead access	334429
1	Installation Instructions	TT-1121
Circuit Breaker, Line 334380		
4	Spacer, .209 ID x .375 OD x .406 in.	X-400-127
2	Screw, cross recess pan head machine	X-51-52
4	Screw, Phillips hex crimpite	X-6216-1
1	Circuit breaker, 80 A, 600 V, 3-pole	X-6306-63
1	Panel, circuit breaker mounting	344084
1	Panel, load lead access	334429
1	Installation Instructions	TT-1121

Parts List: Accessories, continued

Qty.	Description	Part No.
Circuit Breaker, Line 334381		
2	Screw, cross recess pan head machine	X-51-52
4	Screw, Phillips hex crimp-tite	X-6216-1
1	Circuit breaker, 90 A, 600 V, 3-pole	X-6305-1
1	Panel, circuit breaker mounting	344084
1	Panel, load lead access	334429
1	Installation Instructions	TT-1121
Circuit Breaker, Line 334383		
2	Screw, cross recess pan head machine	X-51-52
4	Screw, Phillips hex crimp-tite	X-6216-1
1	Circuit breaker, 90 A, 600 V, 3-pole	X-6305-2
1	Panel, circuit breaker mounting	344084
1	Panel, load lead access	334429
1	Installation Instructions	TT-1121
Circuit Breaker, Line 334385		
2	Screw, cross recess pan head machine	X-51-52
4	Screw, Phillips hex crimp-tite	X-6216-1
1	Circuit breaker, 90 A, 600 V, 3-pole	X-6305-83
1	Panel, circuit breaker mounting	344084
1	Panel, load lead access	334429
1	Installation Instructions	TT-1121
Circuit Breaker, Line 334387		
2	Screw, cross recess pan head machine	X-51-52
4	Screw, Phillips hex crimp-tite	X-6216-1
1	Circuit breaker, 100 A, 600 V, 3-pole	X-6305-3
1	Panel, circuit breaker mounting	344084
1	Panel, load lead access	334429
1	Installation Instructions	TT-1121
Circuit Breaker, Line 334374		
4	Screw, cross recess pan head machine	X-49-2
1	Circuit breaker, 70 A, 600 V, 4-pole	X-6250-13
1	Panel, circuit breaker mounting	344092
1	Installation Instructions	TT-1121
Circuit Breaker, Line 334389		
2	Screw, cross recess pan head machine	X-51-52
4	Screw, Phillips hex crimp-tite	X-6216-1
1	Circuit breaker, 100 A, 600 V, 3-pole	X-6305-4
1	Panel, circuit breaker mounting	344084
1	Panel, load lead access	334429
1	Installation Instructions	TT-1121
Circuit Breaker, Line 334390		
2	Screw, cross recess pan head machine	X-51-52
4	Screw, Phillips hex crimp-tite	X-6128-3
1	Circuit breaker, 100 A, 600 V, 3-pole	X-6306-2
1	Panel, circuit breaker mounting	344084
1	Panel, load lead access	334429
1	Installation Instructions	TT-1121
Circuit Breaker, Line 334391		
2	Screw, cross recess pan head machine	X-51-52
3	Screw, Phillips hex crimp-tite	X-6128-3
1	Circuit breaker, 100 A, 600 V, 3-pole	X-6305-84
1	Panel, circuit breaker mounting	344084
1	Panel, load lead access	334429
1	Installation Instructions	TT-1121
Circuit Breaker, Line 334393		
4	Spacer, .209 ID x .375 OD x .75 in.	X-400-208
4	Screw, slotted round head machine	X-50-59
3	Screw, Phillips hex crimp-tite	X-6128-3
1	Circuit breaker, 125 A, 600 V, 3-pole	X-6305-85
1	Tag, hang	336020
1	Panel, circuit breaker mounting	344085
1	Panel, load lead access	334086
1	Installation Instructions	TT-1121

Qty.	Description	Part No.
Circuit Breaker, Line 334394		
4	Screw, slotted round head machine	X-50-59
4	Nut, flange whiz, 10-24	X-6210-5
4	Screw, Phillips hex crimp-tite	X-6216-1
4	Spacer, .209 ID x .375 OD x 3.86 in.	X-400-223
1	Circuit breaker, 125 A, 600 V, 3-pole	X-6306-66
1	Tag, hang	336020
1	Panel, circuit breaker mounting	344085
1	Panel, load lead access	334086
1	Installation Instructions	TT-1121
Circuit Breaker, Line 334395		
4	Spacer, .209 ID x .375 OD x .75 in.	X-400-208
4	Screw, slotted round head machine	X-50-59
4	Screw, Phillips hex crimp-tite	X-6216-1
4	Spacer, .209 ID x .375 OD x .75 in.	X-400-208
1	Circuit breaker, 125 A, 600 V, 3-pole	X-6305-86
1	Panel, circuit breaker mounting	344085
1	Panel, load lead access	334086
1	Installation Instructions	TT-1121
Circuit Breaker, Line 334396		
4	Spacer, .209 ID x .375 OD x 3.86 in.	X-400-223
4	Screw, slotted round head machine	X-50-59
4	Screw, Phillips hex crimp-tite	X-6216-1
1	Circuit breaker, 125 A, 600 V, 3-pole	X-6306-67
1	Panel, circuit breaker mounting	344085
1	Panel, load lead access	334086
1	Installation Instructions	TT-1121
Circuit Breaker, Line 334397		
4	Spacer, .209 ID x .375 OD x 3.86 in.	X-400-208
4	Screw, slotted round head machine	X-50-59
4	Screw, Phillips hex crimp-tite	X-6216-1
1	Circuit breaker, 125 A, 600 V, 3-pole	X-6306-87
1	Tag, hang	336020
1	Panel, circuit breaker mounting	344085
1	Panel, load lead access	334086
1	Installation Instructions	TT-1121
Circuit Breaker, Line 334398		
4	Spacer, .209 ID x .375 OD x 3.86 in.	X-400-223
4	Screw, slotted round head machine	X-50-59
4	Screw, Phillips hex crimp-tite	X-6216-1
1	Circuit breaker, 125 A, 600 V, 3-pole	X-6306-68
1	Tag, hang	336020
1	Panel, circuit breaker mounting	344085
1	Panel, load lead access	334086
1	Installation Instructions	TT-1121
Circuit Breaker, Line 334399		
4	Spacer, .209 ID x .375 OD x .75 in.	X-400-208
4	Screw, slotted round head machine	X-50-59
4	Screw, Phillips hex crimp-tite	X-6216-1
1	Circuit breaker, 150 A, 600 V, 3-pole	X-6305-88
1	Tag, hang	336020
1	Panel, circuit breaker mounting	344085
1	Panel, load lead access	334086
1	Installation Instructions	TT-1121
Circuit Breaker, Line 334400		
4	Spacer, .209 ID x .375 OD x 3.86 in.	X-400-223
4	Screw, slotted round head machine	X-50-59
4	Screw, Phillips hex crimp-tite	X-6216-1
1	Circuit breaker, 150 A, 600 V, 3-pole	X-6306-69
1	Tag, hang	336020
1	Panel, circuit breaker mounting	344085
1	Panel, load lead access	334086
1	Installation Instructions	TT-1121

Parts List: Accessories, continued

Qty.	Description	Part No.
Circuit Breaker, Line 334401		
4	Spacer, .209 ID x .375 OD x .75 in.	X-400-208
4	Screw, slotted round head machine	X-50-59
4	Screw, Phillips hex crimpfitite	X-6216-1
1	Circuit breaker, 150 A, 600 V, 3-pole	X-6305-89
1	Tag, hang	336020
1	Panel, circuit breaker mounting	344085
1	Panel, load lead access	334086
1	Installation Instructions	TT-1121
Circuit Breaker, Line 334402		
4	Spacer, .209 ID x .375 OD x .75 in.	X-400-208
4	Screw, slotted round head machine	X-50-59
4	Screw, Phillips hex crimpfitite	X-6216-1
1	Circuit breaker, 150 A, 600 V, 3-pole	X-6306-70
1	Tag, hang	336020
1	Panel, circuit breaker mounting	344085
1	Panel, load lead access	334086
1	Installation Instructions	TT-1121
Circuit Breaker, Line 334403		
4	Spacer, .209 ID x .375 OD x .75 in.	X-400-208
4	Screw, slotted round head machine	X-50-59
4	Screw, Phillips hex crimpfitite	X-6216-1
1	Circuit breaker, 150 A, 600 V, 3-pole	X-6305-90
1	Tag, hang	336020
1	Panel, circuit breaker mounting	344085
1	Panel, load lead access	344086
1	Installation Instructions	TT-1121
Circuit Breaker, Line 334404		
4	Spacer, .209 ID x .375 OD x 3.86 in.	X-400-223
4	Screw, slotted round head machine	X-50-59
4	Screw, Phillips hex crimpfitite	X-6216-1
1	Circuit breaker, 150 A, 600 V, 3-pole	X-6306-71
1	Tag, hang	336020
1	Panel, circuit breaker mounting	344085
1	Panel, load lead access	334086
1	Installation Instructions	TT-1121
Circuit Breaker, Line 334405		
4	Spacer, .209 ID x .375 OD x .75 in.	X-400-208
4	Screw, slotted round head machine	X-50-59
4	Screw, Phillips hex crimpfitite	X-6216-1
1	Circuit breaker, 175 A, 600 V, 3-pole	X-6305-91
1	Panel, circuit breaker mounting	344085
1	Panel, load lead access	334086
1	Installation Instructions	TT-1121
Circuit Breaker, Line 334407		
4	Spacer, .209 ID x .375 OD x .75 in.	X-400-208
4	Screw, slotted round head machine	X-50-59
4	Screw, Phillips hex crimpfitite	X-6216-1
1	Circuit breaker, 175 A, 600 V, 3-pole	X-6305-92
1	Tag, hang	336020
1	Panel, circuit breaker mounting	344085
1	Panel, load lead access	334086
1	Installation Instructions	TT-1121
Circuit Breaker, Line 334409		
4	Spacer, .209 ID x .375 OD x .75 in.	X-400-208
4	Screw, slotted round head machine	X-50-59
4	Screw, Phillips hex crimpfitite	X-6216-1
1	Circuit breaker, 175 A, 600 V, 3-pole	X-6305-93
1	Tag, hang	336020
1	Panel, circuit breaker mounting	344085
1	Panel, load lead access	334086
1	Installation Instructions	TT-1121

Qty.	Description	Part No.
Circuit Breaker, Line 334411		
4	Spacer, .209 ID x .375 OD x .75 in.	X-400-208
4	Screw, slotted round head machine	X-50-59
4	Screw, Phillips hex crimpfitite	X-6216-1
1	Circuit breaker, 200 A, 600 V, 3-pole	X-6305-94
1	Tag, hang	336020
1	Panel, circuit breaker mounting	344085
1	Panel, load lead access	334086
1	Installation Instructions	TT-1121
Circuit Breaker, Line 334412		
4	Spacer, .209 ID x .375 OD x .75 in.	X-400-208
4	Screw, slotted round head machine	X-50-59
4	Screw, Phillips hex crimpfitite	X-6216-1
4	Spacer, .209 ID x .375 OD x .75 in.	X-400-208
1	Circuit breaker, 200 A, 600 V, 3-pole	X-6306-75
1	Tag, hang	336020
1	Panel, circuit breaker mounting	344085
1	Panel, load lead access	334086
1	Installation Instructions	TT-1121
Circuit Breaker, Line 334413		
4	Spacer, .209 ID x .375 OD x .75 in.	X-400-208
4	Screw, slotted round head machine	X-50-59
4	Screw, Phillips hex crimpfitite	X-6216-1
1	Circuit breaker, 200 A, 600 V, 3-pole	X-6305-95
1	Panel, circuit breaker mounting	344085
1	Panel, load lead access	334086
1	Installation Instructions	TT-1121
Circuit Breaker, Line 334414		
4	Spacer, .209 ID x .375 OD x 3.86 in.	X-400-223
4	Screw, slotted round head machine	X-50-59
4	Screw, Phillips hex crimpfitite	X-6216-1
1	Circuit breaker, 200 A, 600 V, 3-pole	X-6306-76
1	Tag, hang	336020
1	Panel, circuit breaker mounting	344085
1	Panel, load lead access	344086
1	Installation Instructions	TT-1121
Circuit Breaker, Line 334415		
4	Spacer, .209 ID x .375 OD x .75 in.	X-400-208
4	Screw, slotted round head machine	X-50-59
4	Screw, Phillips hex crimpfitite	X-6216-1
1	Circuit breaker, 200 A, 600 V, 3-pole	X-6305-96
1	Tag, hang	336020
1	Panel, circuit breaker mounting	344085
1	Panel, load lead access	344086
1	Installation Instructions	TT-1121
Circuit Breaker, Line 334416		
4	Spacer, .209 ID x .375 OD x 3.86 in.	X-400-223
4	Screw, slotted round head machine	X-50-59
4	Screw, Phillips hex crimpfitite	X-6216-1
1	Circuit breaker, 200 A, 600 V, 3-pole	X-6306-77
1	Tag, hang	336020
1	Panel, circuit breaker mounting	344085
1	Panel, load lead access	344086
1	Installation Instructions	TT-1121
Circuit Breaker, Line 334417		
4	Spacer, .209 ID x .375 OD x .75 in.	X-400-208
4	Screw, slotted round head machine	X-50-59
4	Screw, Phillips hex crimpfitite	X-6216-1
1	Circuit breaker, 225 A	X-6305-97
1	Tag, hang	336020
1	Panel, circuit breaker mounting	344085
1	Panel, load lead access	344086
1	Installation Instructions	TT-1121

Parts List: Accessories, continued

Qty.	Description	Part No.
Circuit Breaker, Line 334419		
4	Spacer, .209 ID x .375 OD x .75 in.	X-400-208
4	Screw, slotted round head machine	X-50-59
4	Screw, Phillips hex crimpitite	X-6216-1
1	Circuit breaker, 225 A, 600 V, 3-pole	X-6305-98
1	Tag, hang	336020
1	Panel, circuit breaker mounting	344085
1	Panel, load lead access	344086
1	Installation Instructions	TT-1121
Circuit Breaker, Line 334421		
4	Spacer, .209 ID x .375 OD x .75 in.	X-400-208
4	Screw, slotted round head machine	X-50-59
4	Screw, Phillips hex crimpitite	X-6216-1
1	Circuit breaker, 225 A, 600 V, 3-pole	X-6305-99
1	Tag, hang	336020
1	Panel, circuit breaker mounting	344085
1	Panel, load lead access	344086
1	Installation Instructions	TT-1121
Circuit Breaker, Line 334423		
4	Spacer, .209 ID x .375 OD x .75 in.	X-400-208
4	Screw, slotted round head machine	X-50-59
4	Screw, Phillips hex crimpitite	X-6216-1
1	Circuit breaker, 250 A, 600 V, 3-pole	X-6305-100
1	Tag, hang	336020
1	Panel, circuit breaker mounting	344085
1	Panel, load lead access	344086
1	Installation Instructions	TT-1121
Circuit Breaker, Line 334424		
4	Spacer, .209 ID x .375 OD x 3.86 in.	X-400-223
4	Screw, slotted round head machine	X-50-59
4	Screw, Phillips hex crimpitite	X-6216-1
1	Circuit breaker, 250 A, 600 V, 3-pole	X-6306-81
1	Tag, hang	336020
1	Panel, circuit breaker mounting	344085
1	Panel, load lead access	344086
1	Installation Instructions	TT-1121
Circuit Breaker, Line 334425		
4	Spacer, .209 ID x .375 OD x .75 in.	X-400-208
4	Screw, slotted round head machine	X-50-59
4	Screw, Phillips hex crimpitite	X-6216-1
1	Circuit breaker, 250 A, 600 V, 3-pole	X-6305-101
1	Tag, hang	336020
1	Panel, circuit breaker mounting	344085
1	Panel, load lead access	344086
1	Installation Instructions	TT-1121
Circuit Breaker, Line 334427		
4	Spacer, .209 ID x .375 OD x .75 in.	X-400-208
4	Screw, slotted round head machine	X-50-59
4	Screw, Phillips hex crimpitite	X-6216-1
1	Circuit breaker, 250 A, 600 V, 3-pole	X-6305-102
1	Tag, hang	336020
1	Panel, circuit breaker mounting	344085
1	Panel, load lead access	344086
1	Installation Instructions	TT-1121
Circuit Breaker, Line 334428		
4	Spacer, .209 ID x .375 OD x 3.86 in.	X-400-223
4	Screw, slotted round head machine	X-50-59
4	Screw, Phillips hex crimpitite	X-6216-1
1	Circuit breaker, 250 A, 600 V, 3-pole	X-6306-83
1	Tag, hang	336020
1	Panel, circuit breaker mounting	344085
1	Panel, load lead access	344086
1	Installation Instructions	TT-1121

Qty.	Description	Part No.
Circuit Breaker, Line GM15276-KP1		
1	Circuit breaker, 80 A, 480 V, 3-pole	253225
1	Panel, circuit breaker mounting	344083
4	Washer, plain, .156 ID x .375 in. OD	X-25-9
4	Screw, cross recess pan head machine	X-49-2
1	Installation Instructions	TT-1296
Circuit Breaker, Line GM15277-KP1		
1	Installation Instructions	TT-1296
4	Washer, plain, .156 ID x .375 in. OD	X-25-9
4	Screw, pan head 6-32 x 3/8	X-49-2
1	Circuit breaker, 90 A, 480 V, 3-pole	344905
1	Panel, circuit breaker mounting	344083
Circuit Breaker, Line GM15278-KP1		
1	Circuit breaker, 100 A, 480 V, 3-pole	GM23366-10
1	Panel, circuit breaker mounting	344083
4	Washer, plain, .156 ID x .375 in. OD	X-25-9
4	Screw, cross recess pan head machine	X-49-2
1	Installation Instructions	TT-1296
1	Decal, power breaker	GM15301
Circuit Breaker, Line GM15279-KP1		
1	Panel, circuit breaker mounting	344650
1	Panel, load lead access	344651
1	Bus, load	GM14266
1	Bus, load	GM14267
1	Bus, load	GM14268
2	Bus, line	GM17427
1	Bus, line	GM17431
2	Washer, plain	M125A-05-80
3	Washer, plain	M125A-06-80
3	Nut, hex, 6 mm	M6923-06-80
2	Screw, pan head machine	M7985A-05100-20
3	Screw, hex cap	M933-06025-60
2	Nut, hex, 5 mm	M934-05-50
2	Spacer, .209 ID x .375 OD x 1.062 in.	X-400-247
4	Screw, Phillips hex crimpitite	X-6216-1
1	Circuit breaker, 125 A	X-6305-130
1	Marker, wire	X-750-14
1	Marker, wire	X-750-15
1	Marker, wire	X-750-16
1	Installation Instructions	TT-1296
1	Decal, power breaker	GM15301
Circuit Breaker, Line GM15280-KP1		
1	Panel, circuit breaker mounting	344650
1	Panel, load lead access	344651
1	Bus, load	GM14266
1	Bus, load	GM14267
1	Bus, load	GM14268
2	Bus, line	GM17427
1	Bus, line	GM17431
2	Washer, plain	M125A-05-80
3	Washer, plain	M125A-06-80
3	Nut, hex, 6 mm	M6923-06-80
2	Screw, pan head machine	M7985A-05100-20
3	Screw, hex cap	M933-06025-60
2	Nut, hex, 5 mm	M934-05-50
2	Spacer, .209 ID x .375 OD x 1.062 in.	X-400-247
4	Screw, Phillips hex crimpitite	X-6216-1
1	Circuit breaker, 125 A	X-6306-156
1	Marker, wire	X-750-14
1	Marker, wire	X-750-15
1	Marker, wire	X-750-16
1	Installation Instructions	TT-1296
1	Decal, power breaker	GM15301

Parts List: Accessories, continued

Qty.	Description	Part No.
Line Circuit Breaker, 100-125 A, IEC		
1	Tag, hang	336020
1	Panel, junction box	344082
1	Panel, circuit breaker mounting	344650
1	Panel, load lead access	344651
1	Bracket, lead connection	GM14210
1	Bus, load	GM14266
1	Bus, load	GM14267
1	Bus, load	GM14268
2	Bus, line	GM17427
1	Bus, line	GM17431
2	Screw, pan head machine	M7985A-05100-20
2	Nut, hex, 5 mm	M934-05-50
2	Spacer, .209 ID x .375 OD x 1.062 in.	X-400-247
4	Standoff insulator, 1/4-20 x 1.5 in.	X-6128-3
4	Screw, Phillips hex crimp-tite	X-6216-1
1	Breaker, circuit 90-100 A	X-6306-96
4	Screw, hex seal washer head, drill	X-794-4
1	Decal, power breaker	GM15301

Circuit Breaker, Line		GM15281-KP1
1	Panel, circuit breaker mounting	344650
1	Panel, load lead access	344651
1	Bus, load	GM14266
1	Bus, load	GM14267
1	Bus, load	GM14268
2	Bus, line	GM17427
1	Bus, line	GM17431
2	Washer, plain	M125A-05-80
3	Washer, plain	M125A-06-80
3	Nut, hex, 6 mm	M6923-06-80
2	Screw, pan head machine	M7985A-05100-20
2	Screw, hex cap	M933-06025-60
2	Nut, hex, 5 mm	M934-05-50
2	Spacer, .209 ID x .375 OD x 1.062 in.	X-400-247
4	Screw, Phillips hex crimp-tite	X-6216-1
1	Circuit breaker, 150 A	X-6305-131
1	Marker, wire	X-750-14
1	Marker, wire	X-750-15
1	Marker, wire	X-750-16
1	Installation Instructions	TT-1296
1	Decal, power breaker	GM15301

Circuit Breaker, Line		GM15282-KP1
1	Panel, circuit breaker mounting	344650
1	Panel, load lead access	344651
1	Bus, load	GM14266
1	Bus, load	GM14267
1	Bus, load	GM14268
2	Bus, line	GM17427
1	Bus, line	GM17431
2	Washer, plain	M125A-05-80
3	Washer, plain	M125A-06-80
3	Nut, hex, 6 mm	M6923-06-80
2	Screw, pan head machine	M7985A-05100-20
3	Screw, hex cap	M933-06025-60
2	Nut, hex, 5 mm	M934-05-50
2	Spacer, .209 ID x .375 OD x 1.062 in.	X-400-247
4	Screw, Phillips hex crimp-tite	X-6216-1
1	Circuit breaker, 150 A	X-6306-157
1	Marker, wire	X-750-14
1	Marker, wire	X-750-15
1	Marker, wire	X-750-16
1	Installation Instructions	TT-1296
1	Decal, power breaker	GM15301

Qty.	Description	Part No.
Circuit Breaker, Line		
1	Panel, circuit breaker mounting	344650
1	Panel, load lead access	344651
2	Bus, load	GM14266
2	Bus, load	GM14267
2	Bus, load	GM14268
2	Bus, line	GM17427
2	Bus, line	GM17430
1	Bus, line	GM17431
1	Bus, line	GM17432
2	Washer, plain	M125A-05-80
3	Washer, plain	M125A-06-80
3	Nut, hex, 6 mm	M6923-06-80
2	Screw, pan head machine	M7985A-05100-20
6	Screw, socket head cap	M912-08025-60
3	Screw, hex cap	M933-06025-60
2	Nut, hex, 5 mm	M934-05-50
2	Spacer, .209 ID x .375 OD x 1.062 in.	X-400-247
4	Screw, Phillips hex crimp-tite	X-6216-1
1	Circuit breaker, 200 A	X-6305-132
1	Marker, wire	X-750-14
1	Marker, wire	X-750-15
1	Marker, wire	X-750-16
1	Installation Instructions	TT-1296
1	Decal, power breaker	GM15301

Circuit Breaker, Line		GM15284-KP1
1	Panel, circuit breaker mounting	344650
1	Panel, load lead access	344651
2	Bus, load	GM14266
2	Bus, load	GM14267
2	Bus, load	GM14268
2	Bus, line	GM17427
2	Bus, line	GM17430
1	Bus, line	GM17431
1	Bus, line	GM17432
2	Washer, plain	M125A-05-80
3	Washer, plain	M125A-06-80
3	Nut, hex, 6 mm	M6923-06-80
2	Screw, pan head machine	M7985A-05100-20
6	Screw, socket head cap	M912-08025-60
3	Screw, hex cap	M933-06025-60
2	Nut, hex, 5 mm	M934-05-50
2	Spacer, .209 ID x .375 OD x 1.062 in.	X-400-247
4	Screw, Phillips hex crimp-tite	X-6216-1
1	Circuit breaker, 250 A	X-6305-133
1	Marker, wire	X-750-14
1	Marker, wire	X-750-15
1	Marker, wire	X-750-16
1	Installation Instructions	TT-1296
1	Decal, power breaker	GM15301

Parts List: Accessories, continued

Qty.	Description	Part No.
Circuit Breaker, Line GM15285-KP1		
1	Panel, circuit breaker mounting	344650
1	Panel, load lead access	344651
2	Bus, load	GM14266
2	Bus, load	GM14267
2	Bus, load	GM14268
2	Bus, line	GM17427
2	Bus, line	GM17430
1	Bus, line	GM17431
1	Bus, line	GM17432
2	Washer, plain	M125A-05-80
3	Washer, plain	M125A-06-80
3	Nut, hex, 6 mm	M6923-06-80
2	Screw, pan head machine	M7985A-05100-20
6	Screw, socket head cap	M912-08025-60
3	Screw, hex cap	M933-06025-60
2	Nut, hex, 5 mm	M934-05-50
2	Spacer, .209 ID x .375 OD x 1.062 in.	X-400-247
4	Screw, Phillips hex crimpfitite	X-6216-1
1	Circuit breaker	X-6306-158
1	Marker, wire	X-750-14
1	Marker, wire	X-750-15
1	Marker, wire	X-750-16
1	Installation Instructions	TT-1296
1	Decal, power breaker	GM15301
Circuit Breaker, Line GM15286-KP1		
1	Panel, circuit breaker mounting	GM16954
4	Bus, load	GM16956
4	Bus, load	GM16957
4	Bus, load	GM16958
4	Washer, plain	M125A-05-80
3	Washer, plain	M125A-06-80
3	Nut, hex, 6 mm	M6923-06-80
6	Screw, hex cap	M931-10040-60
3	Screw, hex cap	M933-06025-60
4	Spacer	X-400-249
4	Screw, slotted round head machine	X-50-59
4	Nut, flange whiz, 10-24	X-6210-5
1	Circuit breaker	X-6305-128
1	Marker, wire	X-750-14
1	Marker, wire	X-750-15
1	Marker, wire	X-750-16
1	Installation Instructions	TT-1296
1	Decal, power breaker	GM15301
Circuit Breaker, Line GM15287-KP1		
1	Panel, circuit breaker mounting	GM16954
4	Bus, load	GM16956
4	Bus, load	GM16957
4	Bus, load	GM16958
4	Washer, plain	M125A-05-80
3	Washer, plain	M125A-06-80
3	Nut, hex, 6 mm	M6923-06-80
6	Screw, hex cap	M931-10040-60
3	Screw, hex cap	M933-06025-60
4	Spacer	X-400-249
4	Screw, slotted round head machine	X-50-59
4	Nut, flange whiz, 10-24	X-6210-5
1	Circuit breaker	X-6306-154
1	Marker, wire	X-750-14
1	Marker, wire	X-750-15
1	Marker, wire	X-750-16
1	Installation Instructions	TT-1296
1	Decal, power breaker	GM15301

Qty.	Description	Part No.
Line Circuit Breaker, 240-600 A, UL GM15288-KP1		
1	Panel, circuit breaker mounting	GM16954
4	Bus, load	GM16956
4	Bus, load	GM16957
4	Bus, load	GM16958
4	Washer, plain	M125A-05-80
3	Washer, plain	M125A-06-80
3	Nut, hex, 6 mm	M6923-06-80
6	Screw, hex cap	M931-10040-60
3	Screw, hex cap	M933-06025-60
1	Installation Instructions	TT-1296
4	Spacer	X-400-249
4	Screw, slotted round head machine	X-50-59
4	Nut, flange whiz, 10-24	X-6210-5
1	Breaker, circuit	X-6305-129
1	Decal, power breaker	GM15301
Line Circuit Breaker, 250-630 A, IEC GM15289-KP1		
1	Panel, circuit breaker mounting	GM16954
4	Bus, load	GM16956
4	Bus, load	GM16957
4	Bus, load	GM16958
4	Washer, plain	M125A-05-80
3	Washer, plain	M125A-06-80
3	Nut, hex, 6 mm	M6923-06-80
6	Screw, hex cap	M931-10040-60
3	Screw, hex cap	M933-06025-60
1	Installation Instructions	TT-1296
4	Spacer	X-400-249
4	Screw, slotted round head machine	X-50-59
4	Nut, flange whiz, 10-24	X-6210-5
1	Breaker, circuit	X-6306-155
1	Decal, power breaker	GM15301
Line Circuit Breaker, 175 A, 600 V, UL GM28847-KP1		
1	Installation Instructions	TT-1296
3	Washer, plain	M125A-06-80
2	Spacer, .209 ID x .375 OD x 1.062 in.	X-400-247
3	Screw, hex cap	M933-06025-60
2	Screw, pan head machine	M7985A-05100-20
3	Nut, hex, 6 mm	M6923-06-80
2	Nut, hex, 5 mm	M934-05-50
4	Screw, Phillips hex crimpfitite	X-6216-1
1	Breaker, circuit 175 A	X-6305-147
1	Panel, circuit breaker mtg.	344650
1	Panel, load lead access	344651
2	Bus, load	GM14266
2	Bus, load	GM14267
2	Bus, load	GM14268
2	Washer, plain	M125A-05-80
6	Screw, socket head cap	M912-08025-60
2	Bus, line	GM17427
2	Bus, line	GM17430
1	Bus, line	GM17431
1	Bus, line	GM17432
1	Marker, wire	X-750-14
1	Marker, wire	X-750-15
1	Marker, wire	X-750-16
1	Decal, notice	246242

Parts List: Accessories, continued

Qty.	Description	Part No.
Circuit Breaker Kits, Safeguard		
Circuit Breaker, Safeguard 334352		
4	Screw, slotted round head machine	X-73-11
1	Marker, wire	X-750-14
1	Marker, wire	X-750-15
1	Marker, wire	X-750-16
1	Circuit breaker, 600 A, 600 V, 3-pole	X-786-64
2	Insulator	290020
1	Bracket, circuit breaker	336378
1	Cover, side	336379
Circuit Breaker, Safeguard 334353		
4	Spacer, .375 ID x 1 OD x 1.375 in.	X-400-98
4	Screw, slotted round head machine	X-73-11
1	Marker, wire	X-750-14
1	Marker, wire	X-750-15
1	Marker, wire	X-750-16
1	Circuit breaker, 700 A, 600 V, 3-pole	X-786-65
2	Insulator	290020
1	Bracket, circuit breaker	336378
1	Cover, side	336379
Circuit Breaker, Safeguard 334354		
4	Spacer, .375 ID x 1 OD x 1.375 in.	X-400-98
4	Screw, slotted round head machine	X-73-11
1	Marker, wire	X-750-14
1	Marker, wire	X-750-15
1	Marker, wire	X-750-16
1	Circuit breaker, 800 A, 600 V, 3-pole	X-786-66
2	Insulator	290020
1	Bracket, circuit breaker	336378
1	Cover, side	336379
Circuit Breaker, Safeguard 334355		
4	Spacer, .375 ID x 1 OD x 1.375 in.	X-400-98
4	Screw, slotted round head machine	X-73-15
1	Marker, wire	X-750-14
1	Marker, wire	X-750-15
1	Marker, wire	X-750-16
1	Circuit breaker, 900 A, 600 V, 3-pole	X-786-67
2	Insulator	290020
1	Bracket, circuit breaker	336378
1	Cover, side	336379
Circuit Breaker, Safeguard 334356		
4	Spacer, .375 ID x 1 OD x 1.375 in.	X-400-98
4	Screw, slotted round head machine	X-73-15
1	Marker, wire	X-750-14
1	Marker, wire	X-750-15
1	Marker, wire	X-750-16
1	Circuit breaker, 1000 A, 600 V, 3-pole	X-786-68
2	Insulator	290020
1	Bracket, circuit breaker	336378
1	Cover, side	336379
Circuit Breaker, Safeguard PA-344352		
1	Harness, wiring, Y-connector	344351
1	Installation Instructions	TT-1123
4	Washer, plain, .156 ID x .375 in. OD	X-25-9
4	Screw, cross recess pan head machine	X-49-2
1	Circuit breaker, 4 A, 240 V, 3-pole	X-796-1
Circuit Breaker, Safeguard PA-344353		
1	Harness, wiring, Y-connector	344351
1	Installation Instructions	TT-1123
4	Washer, plain, .156 ID x .375 in. OD	X-25-9
4	Screw, cross recess pan head machine, NRP	X-49-2
1	Circuit breaker, 3 A, 240 V, 3-pole	X-796-4

Qty.	Description	Part No.
Circuit Breaker, Safeguard PA-344354		
1	Harness, wiring, Y-connector	344351
1	Installation Instructions	TT-1123
4	Washer, plain, .156 ID x .375 in. OD	X-25-9
4	Screw, cross recess pan head machine, NRP	X-49-2
1	Circuit breaker, 5 A, 240 V, 3-pole	X-796-6
Circuit Breaker, Safeguard PA-344355		
1	Harness, wiring, Y-connector	344351
1	Installation Instructions	TT-1123
4	Washer, plain, .156 ID x .375 in. OD	X-25-9
4	Screw, cross recess pan head machine	X-49-2
1	Circuit breaker, 4.5 A, 240 V, 3-pole	X-796-2
Circuit Breaker, Safeguard PA-344356		
1	Harness, wiring, Y-connector	344351
1	Installation Instructions	TT-1123
4	Washer, plain, .156 ID x .375 in. OD	X-25-9
4	Screw, cross recess pan head machine	X-49-2
1	Circuit breaker, 3.5 A, 240 V, 3-pole	X-796-3
Current Transformers Kits		
Current Transformer 324179		
1	Jumper	X-6076-2
4	Screw, hex washer head, drill	X-794-1
3	Current transformer, 150:5, 2 VA, square	259360
1	Bracket, CT mounting	276417
1	Installation Instructions	TT-1124
Current Transformer 324181		
1	Jumper	X-6076-2
4	Screw, hex washer head, drill	X-794-1
3	Current transformer, 300:5, 2 VA, square	255860
1	Bracket, CT mounting	276417
1	Installation Instructions	TT-1124
Current Transformer 324187		
3	Current transformer, 400:5, 2 VA	253503
1	Bracket, CT mounting	276417
1	Diagram, wiring	324150
1	Jumper	X-6076-2
4	Screw, hex washer head, drill, NRP	X-794-1
1	Installation Instructions	TT-842
Current Transformer, 50/60 Hz 324188		
3	Current transformer, 500:5, 25 VA, square	273257
1	Bracket, CT mounting	299966
1	Diagram, wiring	324150
1	Jumper	X-6076-2
4	Screw, hex washer head, drill	X-794-1
1	Installation Instructions	TT-842
Current Transformer 324189		
3	Current transformer, 600:5, 2 VA, square	253610
1	Bracket, CT mounting	299966
1	Diagram, wiring	324150
1	Jumper	X-6076-2
4	Screw, hex washer head, drill	X-794-1
1	Installation Instructions	TT-842
Controller Kits		
See group 301 for parts lists.		

Parts List: Accessories, continued

Qty.	Description	Part No.
------	-------------	----------

Crankcase Emissions Canister Kits

Crankcase Emissions Canister

344209

1	Filter, emissions	A-344219
1	Clamp, hose, .69/1.25 in.	X-426-12
1	Clamp, hose, .75/1.5 in.	X-426-15
2	Connector, hose + vibra seal	X-582-8
1	Bracket, emission filter	344220
1	Hose, molded, .75 in. ID	344244
1	Installation Instructions	TT-1145

Crankcase Emission Canister

GM15275-KP1

1	Filter, emissions	GM16234
2	Connector, hose	GM16246
1	Bracket, filter mounting	GM16285
1	Tube assembly	GM16286
2	Washer, plain	M125A-10-80
2	Washer, plain	M125A-12-80
2	Nut, hex, 10 mm	M6923-10-80
2	Screw, hex cap	M933-10035-60
2	Screw, hex cap	M933-12030-60
1	Bushing, reducing, 1/4 x 1/2 in. NPT	X-202-47
1	Tee, pipe, 1/2 x 1/2 x 1/2 NPT	X-203-13
1	Pipe, 1/2 in. NPT x 1.19 in.	X-209-2
1	Hose, 3/4 In. I.D.	X-373-14
3	Clamp, hose, .69/1.25 in.	X-426-12
2	Clamp, hose, 1.56/2.5 in.	X-426-6
1	Connector, hose + vibra seal	X-582-8
1	Installation Instructions	TT-1312

Crankcase Emission Canister

GM16686-KP1

1	Filter, emissions	GM16234
2	Connector, hose	GM16246
1	Bracket, filter mounting	GM16937
1	Tube assembly	GM17092
2	Washer, plain	M125A-10-80
2	Nut, hex, 10 mm	M6923-10-80
2	Screw, hex cap	M933-10035-60
1	Installation Instructions	TT-1312
1	Bushing, reducing, 1/4 x 1/2 in. NPT	X-202-47
1	Tee, pipe, 1/2 x 1/2 x 1/2 NPT	X-203-13
1	Pipe, 1/2 in. NPT x 1.19 in.	X-209-2
1	Elbow, street, 90 deg. x 1/2 in. NPT	X-211-1
2	Washer, plain, .656 ID x 1.312 in. OD	X-25-15
1	Hose, 3/4 in. ID	X-373-14
2	Clamp, hose, 2.81/3.75 in.	X-426-1
3	Clamp, hose, .69/1.25 in.	X-426-12
1	Connector, hose + vibra seal	X-582-8
2	Screw, hex head machine	X-6021-5

Droop Compensator

Reactive Droop Compensator

PA-256498

1	Current transformer, 600:5, round	233953
1	Nameplate, engraved, rheostat	283869
1	Reactive droop	TT-861
3	Washer, plain, .188 ID x .438 in. OD	X-25-48
2	Terminal, ring, male, 10-12 AWG	X-283-11
1	Rheostat	X-467-4
3	Screw, slotted round head machine	X-51-5
3	Nut, flange whiz, 8-32	X-6210-4

Reactive Droop Compensator

PA-256499

1	Current transformer, 1000:5, round	233954
1	Nameplate, engraved, rheostat	283869
1	Reactive droop	TT-861
3	Washer, plain, .188 ID x .438 in. OD	X-25-48
2	Terminal, ring, male, 10-12 AWG	X-283-11
1	Rheostat	X-467-4
3	Screw, slotted round head machine	X-51-5
3	Nut, flange whiz, 8-32	X-6210-4

Qty.	Description	Part No.
------	-------------	----------

Reactive Droop Compensator

PA-256500

1	Current transformer, 1600:5, round	233957
1	Nameplate, engraved, rheostat	283869
2	Terminal, ring, male, 10-12 AWG	X-283-11
1	Rheostat, includes rheostat and knob	X-467-4
3	Screw, slotted round head machine	X-51-5
1	Installation Instructions	TT-861

Droop Compensator, 3 Phase

GM39328-KP5

1	Current transformer, 600:5, round	233953
1	Installation Instructions	TT-1417
3	Washer, plain, .188 ID x .438 in. OD	X-25-48
3	Nut, flange whiz, 8-32	X-6210-4
1	Nameplate, engraved, rheostat	283869
1	Rheostat (Includes rheo. and knob)	X-467-4
3	Screw, pan head 8-32 x 7/16	X-51-5
3	Nut, hex machine screw, 8-32	X-72-4
3	Washer, plain, .188 ID x .438 in. OD	X-25-48

Droop Compensator, 3 Phase

GM39328-KP7

1	Transformer, current	GM30617
1	Installation Instructions	TT-1417
3	Washer, plain, .188 ID x .438 in. OD	X-25-48
3	Nut, flange whiz, 8-32	X-6210-4
1	Nameplate, engraved, rheostat	283869
1	Rheostat (Includes rheo. and knob)	X-467-4
3	Screw, pan head 8-32 x 7/16	X-51-5
3	Nut, hex machine screw, 8-32	X-72-4
3	Washer, plain, .188 ID x .438 in. OD	X-25-48

Droop Compensator, 3 Phase

GM39328-KP9

1	Transformer, current	GM30618
1	Installation Instructions	TT-1417
3	Washer, plain, .188 ID x .438 in. OD	X-25-48
3	Nut, flange whiz, 8-32	X-6210-4
1	Nameplate, engraved, rheostat	283869
1	Rheostat (Includes rheo. and knob)	X-467-4
3	Screw, pan head 8-32 x 7/16	X-51-5
3	Nut, hex machine screw, 8-32	X-72-4
3	Washer, plain, .188 ID x .438 in. OD	X-25-48

Droop Compensator, 3 Phase

GM39328-KP12

1	Transformer, current	GM30619
1	Installation Instructions	TT-1417
3	Washer, plain, .188 ID x .438 in. OD	X-25-48
3	Nut, flange whiz, 8-32	X-6210-4
1	Nameplate, engraved, rheostat	283869
1	Rheostat (Includes rheo. and knob)	X-467-4
3	Screw, pan head 8-32 x 7/16	X-51-5
3	Nut, hex machine screw, 8-32	X-72-4
3	Washer, plain, .188 ID x .438 in. OD	X-25-48
3	Protective cap, masking	353393

Droop Compensator, 3 Phase

GM39328-KP13

1	Transformer, current	GM30620
1	Installation Instructions	TT-1417
3	Washer, plain, .188 ID x .438 in. OD	X-25-48
3	Nut, flange whiz, 8-32	X-6210-4
1	Nameplate, engraved, rheostat	283869
1	Rheostat (Includes rheo. and knob)	X-467-4
3	Screw, pan head 8-32 x 7/16	X-51-5
3	Nut, hex machine screw, 8-32	X-72-4
3	Washer, plain, .188 ID x .438 in. OD	X-25-48

Parts List: Accessories, continued

Qty.	Description	Part No.
Droop Compensator, 3 Phase		
		GM39328-KP17
1	Transformer, current	GM30622
1	Installation Instructions	TT-1417
3	Washer, plain, .188 ID x .438 in. OD	X-25-48
3	Nut, flange whiz, 8-32	X-6210-4
1	Nameplate, engraved, rheostat	283869
1	Rheostat (Includes rheo. and knob)	X-467-4
3	Screw, pan head 8-32 x 7/16	X-51-5
3	Nut, hex machine screw, 8-32	X-72-4
3	Washer, plain, .188 ID x .438 in. OD	X-25-48

Droop Compensator, 3 Phase		
		GM39328-KP19
1	Transformer, current	GM30623
1	Installation Instructions	TT-1417
3	Washer, plain, .188 ID x .438 in. OD	X-25-48
3	Nut, flange whiz, 8-32	X-6210-4
1	Nameplate, engraved, rheostat	283869
1	Rheostat (Includes rheo. and knob)	X-467-4
3	Screw, pan head 8-32 x 7/16	X-51-5
3	Nut, hex machine screw, 8-32	X-72-4
3	Washer, plain, .188 ID x .438 in. OD	X-25-48

Dry Contact Kits

Dry Contact, 14 relay		
		344555
1	PCB assembly, 14-relay, dry contact	A-320639
1	Bushing, .688 x .875 in. NPT	X-634-11
2	Cable tie	X-468-5
2	Screw, cross recess pan head machine	X-49-48
2	Nut, hex machine screw, 6-32	X-6234-3
1	Fuse, 10 A, 250 V	223316
1	Grommet, round	243488
1	Holder, fuse, 2-pole, 20 A	343694
1	Marker, strip	256494
1	Harness, wiring, 5-20 kW common fault relay	256495
1	Harness, wiring, John Deere marine	336925
1	Harness, wiring, Y-connector	344420
1	Decal, warning	344556

Flexible Fuel Line Kits

Flexible Fuel Lines		
		344207
2	Connector, hose + vibra seal	X-380-4
1	Connector, 90 deg., 5/16 in. ID hose	X-391-25
3	Clamp, hose, .25/.70 in.	X-426-9
1	Fuel line, flexible	X-6242-5
1	Fitting, straight union	X-695-2
2	Plug, pipe, 1/4 in. NPTF	X-75-41
1	Fuel line	344200
1	Fuel line, flexible	344210
1	Installation Instructions	TT-1084

Flexible Fuel Lines		
		344208
2	Connector, half union	X-296-11
1	Elbow, line connector	X-447-7
1	Union	X-695-2
2	Plug, pipe	X-75-41
1	Line, fuel	344200
1	Line, flexible fuel	344205
1	Line, flexible fuel	344206
1	Installation Instructions	TT-1084

Qty.	Description	Part No.
Flexible Fuel Lines, USCG #46		
		GM15292-KP1
1	Fuel line, flexible	344205
1	Fuel line, flexible	344206
1	Installation Instructions	TT-1311
2	Fitting, half union	X-296-11
1	Elbow, oil line, 90 deg. + vibra seal	X-447-7
1	Fitting, straight union	X-695-2

Flexible Fuel Lines, USCG #46		
		GM16680-KP1
1	Fuel line, flexible	344205
1	Line, flexible fuel	GM16960
1	Installation Instructions	TT-1311
1	Fitting, half union	X-296-11
1	Fitting, half union	X-296-14
1	Fitting, half union	X-296-6
1	Fitting, straight union	X-695-2

Fuel/Water Separator Kits

Fuel/Water Separator		
		344346
2	Fitting, half union	X-296-9
1	Fitting, elbow 1/4 x 1/4 street	X-555-1
1	Plug, pipe, 1/4 in. NPTF	X-75-2
1	Filter, water separator	344343
1	Fuel line	344345
1	Filter, water separator	344343
1	Line, fuel	344345
1	Installation Instructions	TT-1125

Fuel/Water Separator		
		GM15291-KP1
1	Filter, water separator, 1/4 x 1/4 in	344343
1	Bracket, water level switch	GM15507
1	Line, fuel	GM16074
3	Washer, plain	M125A-10-80
1	Washer, plain	M125A-12-80
2	Nut, hex, 10 mm	M6923-10-80
1	Screw, hex cap	M933-10020-60
2	Screw, hex cap	M933-10035-60
1	Screw, hex cap	M933-12025-60
2	Elbow, oil line, 90 deg.	X-447-6
2	Fitting, elbow 1/4 x 1/4 street	X-555-1
1	Plug, pipe, 1/4 in. NPTF	X-75-2
1	Installation Instructions	TT-1309

Fuel/Water Separator		
		GM17040-KP1
1	Filter, water separator, 1/4 x 1/4 in	344343
1	Bracket, water level switch	GM15507
1	Line, fuel	GM17357
3	Washer, plain	M125A-10-80
1	Washer, plain	M125A-12-80
2	Nut, hex, 10 mm	M6923-10-80
1	Screw, hex cap	M933-10020-60
2	Screw, hex cap	M933-10035-60
1	Screw, hex cap	M933-12025-60
2	Elbow, oil line, 90 deg., + vibra seal	X-447-6
2	Fitting, elbow 1/4 x 1/4 street	X-555-1
1	Plug, pipe, 1/4 in. NPTF	X-75-2
1	Installation Instructions	TT-1309

Parts List: Accessories, continued

Qty.	Description	Part No.
------	-------------	----------

Governor Kits

Governor, Electronic 12 Volt

336212

5	Screw, hex head machine	X-117-5
1	Grommet, round	X-284-3
1	Terminal, fast-on, female, 10-12 AWG	X-431-56
1	Tubing, heat shrink	X-6081-3
1	Pickup, magnetic	255750
1	Relay, 12 VDC, .20 A	259391
1	Control	324515
1	Actuator, governor	324516
1	Harness, wiring, actuator	324521
1	Harness, wiring, power	324525
1	Harness, wiring, actuator	336239

Governor, Electronic 24 Volt

336401

5	Screw, hex head machine	X-117-5
1	Grommet, round	X-284-3
1	Terminal, fast-on, female, 10-12 AWG	X-431-56
1	Tubing, heat shrink	X-6081-3
1	Pickup, magnetic	255750
1	Relay	272684
1	Actuator, governor	324703
1	Controller, electronic governor	324704
1	Harness, wiring, actuator	324521
1	Harness, wiring, power	324525
1	Harness, wiring, actuator	336239

Governor, Non-Paralleling, 12V

344563

1	Pickup, magnetic	255750
1	Relay, 12 VDC, .20 A	259391
1	Control	324515
1	Actuator, governor	324516
1	Harness, wiring, actuator	324521
1	Harness, wiring, power	324525
1	Harness, wiring, actuator	336239
5	Screw, hex head machine	X-117-5
1	Grommet, round	X-284-3
1	Terminal, fast-on, female, 10-12 AWG	X-431-56
1	Tubing, heat shrink	X-6081-3
1	Installation Instructions	TT-1146

Governor, Non-Paralleling, 24V

344564

1	Pickup, magnetic	255750
1	Relay	272684
1	Harness, wiring, actuator	324521
1	Harness, wiring, power	324525
1	Actuator, governor	324703
1	Controller, electronic governor	324704
1	Harness, wiring, actuator	336239
4	Screw, hex head machine	X-117-5
1	Grommet, round	X-284-3
1	Terminal, fast-on, female, 10-12 AWG	X-431-56
1	Tubing, heat shrink	X-6081-3
1	Installation Instructions	TT-1146

Governor, Paralleling, 12V

PA-336233

1	Pickup, magnetic	255750
1	Relay, 12 VDC, .20 A	259391
1	Actuator, governor	324516
1	Controller, governor	324547
1	Harness, wiring, pickup	324616
1	Harness, wiring, pickup	324617
1	Harness, wiring, actuator	324619
5	Screw, hex head machine	X-117-5
2	Washer, lock, .20 ID x .373 in. OD	X-22-9
1	Grommet, round	X-284-3
2	Terminal, fast-on, male, 16-14 AWG	X-431-38
1	Installation Instructions	TT-1146

Qty.	Description	Part No.
------	-------------	----------

Governor, Paralleling, 24V

PA-336398

1	Pickup, magnetic	255750
1	Relay	272684
1	Harness, wiring, pickup	324616
1	Harness, wiring, pickup	324617
1	Harness, wiring, actuator	324619
1	Actuator, governor	324703
1	Controller, electronic governor	336397
5	Screw, hex head machine	X-117-5
2	Washer, lock, .20 ID x .373 in. OD	X-22-9
1	Grommet, round	X-284-3
2	Terminal, fast-on, male, 16-14 AWG	X-431-38
2	Screw, slotted round head machine	X-50-51
1	Installation Instructions	TT-1146

Governor, Non-paralleling, 12 V

GM17043-KP1

2	Rod, end	254229
1	Pickup, magnetic	255750
1	Relay, 12 VDC, .20 A	259391
1	Actuator, linear	273748
1	Yoke	273751
1	Lever, shutoff	273752
1	Wiring harness, power	324526
1	Controller, governor	336236
1	Wiring harness, actuator	336239
1	Wiring harness, actuator	336638
1	Bracket, actuator	336935
1	Nut, hex, 6 mm	M934-06-60
1	Installation Instructions	TT-1314
2	Nut, hex elastic stop, 1/4-20	X-101-8
5	Screw, hex head machine	X-117-5
3	Bolt, hex cap	X-125-5
1	Washer, plain, .812 ID x 1.469 in. OD	X-25-29
1	Grommet, round	X-284-3
1	Stud, 1/4-28 x 5 in.	X-352-89
6	Bolt, hex cap	X-465-7
7	Cable tie	X-468-1
4	Nut, flange spirallock, 1/4-20	X-6210-2
5	Nut, flange whiz, 10-24	X-6210-5
3	Nut, flange spirallock, 5/16-18	X-6210-7
2	Nut, hex jam, 1/4-28	X-81-9

Governor, Non-paralleling, 24 V

GM17044-KP1

1	Actuator, linear	227263
2	Rod, end	254229
1	Pickup, magnetic	255750
1	Relay	272684
1	Yoke	273751
1	Lever, shutoff	273752
1	Wiring harness, power	324526
1	Wiring harness, actuator	336239
1	Controller, electronic governor	336396
1	Wiring harness, actuator	336638
1	Bracket, actuator	336935
1	Nut, hex, 6 mm	M934-06-60
1	Installation Instructions	TT-1314
2	Nut, hex elastic stop, 1/4-20	X-101-8
5	Screw, hex head machine	X-117-5
3	Bolt, hex cap	X-125-5
1	Washer, plain, .812 ID x 1.469 in. OD	X-25-29
1	Grommet, round	X-284-3
1	Stud, 1/4-28 x 5 in.	X-352-89
6	Bolt, hex cap	X-465-7
7	Cable tie	X-468-1
4	Nut, flange spirallock, 1/4-20	X-6210-2
5	Nut, flange whiz, 10-24	X-6210-5
3	Nut, flange spirallock, 5/16-18	X-6210-7
2	Nut, hex jam, 1/4-28	X-81-9

Parts List: Accessories, continued

Qty.	Description	Part No.
Governor, Paralleling, 12 V GM17045-KP1		
2	Rod, end	254229
1	Pickup, magnetic	255750
1	Relay, 12 VDC, .20 A	259391
1	Actuator, linear	273748
1	Control, governor	273749
1	Yoke	273751
1	Lever, shutoff	273752
1	Wiring harness, actuator	273765
1	Wiring harness, pickup	324616
1	Wiring harness, pickup	324617
1	Bracket, actuator	336935
1	Nut, hex, 6 mm	M934-06-60
1	Installation Instructions	TT-1314
2	Nut, hex elastic stop, 1/4-20	X-101-8
5	Screw, hex head machine	X-117-5
3	Bolt, hex cap	X-125-5
1	Washer, plain, .812 ID x 1.469 in. OD	X-25-29
1	Grommet, round	X-284-3
1	Stud, 1/4-28 x 5 in.	X-352-89
6	Bolt, hex cap	X-465-7
7	Cable tie	X-468-1
4	Nut, flange spirallock, 1/4-20	X-6210-2
5	Nut, flange whiz, 10-24	X-6210-5
3	Nut, flange spirallock, 5/16-18	X-6210-7
2	Nut, hex jam, 1/4-28	X-81-9
Governor, Paralleling, 24 V GM17046-KP1		
1	Actuator, linear	227263
1	Control, electronic governor	227264
2	Rod, end	254229
1	Pickup, magnetic	255750
1	Relay	272684
1	Yoke	273751
1	Lever, shutoff	273752
1	Wiring harness, actuator	273765
1	Wiring harness, pickup	324616
1	Wiring harness, pickup	324617
1	Bracket, actuator	336935
1	Nut, hex, 6 mm	M934-06-60
1	Installation Instructions	TT-1314
2	Nut, hex elastic stop, 1/4-20	X-101-8
5	Screw, hex head machine	X-117-5
3	Bolt, hex cap	X-125-5
1	Washer, plain, .812 ID x 1.469 in. OD	X-25-29
1	Grommet, round	X-284-3
1	Stud, 1/4-28 x 5 in.	X-352-89
6	Bolt, hex cap	X-465-7
7	Cable tie	X-468-1
4	Nut, flange spirallock, 1/4-20	X-6210-2
5	Nut, flange whiz, 10-24	X-6210-5
3	Nut, flange spirallock, 5/16-18	X-6210-7
2	Nut, hex jam, 1/4-28	X-81-9
Governor, Non-Paralleling, 12 V GM17725-KP5		
1	Pickup, magnetic	255750
1	Starter relay, 12 VDC, 20 A	259391
1	Controller, governor (digital, NLS)	GM17644-4
1	Actuator, governor	324516
4	Screw, pan head machine	M7985A-05025-20
5	Nut, hex, 5 mm	M934-05-50
1	Screw, pan head machine	M7985A-05020-20
1	Bushing, 1.312 x 1.50 in. NPT	X-634-16
4	Spacer, .209 ID x .375 OD x .234 in.	X-400-145
1	Harness, wiring shielded power cable	GM17767
1	Harness, wiring shielded cable	GM17768-1
1	Harness, wiring shielded cable	GM17768-4
4	Washer, lock, .20 ID x .373 in. OD	X-22-9
1	Washer, plain	M125A-05-80

Qty.	Description	Part No.
Governor, Paralleling, 12 V GM17725-KP6		
1	Pickup, magnetic	255750
1	Starter relay, 12 VDC, 20 A	259391
1	Controller, governor (digital, LS)	GM17644-5
1	Actuator, governor	324516
4	Screw, pan head machine	M7985A-05025-20
5	Nut, hex, 5 mm	M934-05-50
1	Screw, pan head machine	M7985A-05020-20
1	Bushing, 1.312 x 1.50 in. NPT	X-634-16
4	Spacer, .209 ID x .375 OD x .234 in.	X-400-145
1	Harness, wiring shielded power cable	GM17767
1	Harness, wiring shielded cable	GM17768-1
1	Harness, wiring shielded cable	GM17768-4
4	Washer, lock, .20 ID x .373 in. OD	X-22-9
1	Washer, plain	M125A-05-80
Governor, Non-Paralleling, 24 V GM17725-KP7		
1	Pickup, magnetic	255750
1	Relay	272684
1	Controller, governor (digital, NLS)	GM17644-4
1	Actuator, governor	324703
4	Screw, pan head machine	M7985A-05025-20
5	Nut, hex, 5 mm	M934-05-50
1	Screw, pan head machine	M7985A-05020-20
1	Bushing, 1.312 x 1.50 in. NPT	X-634-16
4	Spacer, .209 ID x .375 OD x .234 in.	X-400-145
1	Harness, wiring shielded power cable	GM17767
1	Harness, wiring shielded cable	GM17768-1
1	Harness, wiring shielded cable	GM17768-4
4	Washer, lock, .20 ID x .373 in. OD	X-22-9
1	Washer, plain	M125A-05-80
Governor, Paralleling, 24 V GM17725-KP8		
1	Pickup, magnetic	255750
1	Relay	272684
1	Controller, governor (digital, LS)	GM17644-5
1	Actuator, governor	324703
4	Screw, pan head machine	M7985A-05025-20
5	Nut, hex, 5 mm	M934-05-50
1	Screw, pan head machine	M7985A-05020-20
1	Bushing, 1.312 x 1.50 in. NPT	X-634-16
4	Spacer, .209 ID x .375 OD x .234 in.	X-400-145
1	Harness, wiring shielded power cable	GM17767
1	Harness, wiring shielded cable	GM17768-1
1	Harness, wiring shielded cable	GM17768-4
4	Washer, lock, .20 ID x .373 in. OD	X-22-9
1	Washer, plain	M125A-05-80
Governor, Non-Paralleling, 24 V GM17792-KP7		
2	Rod, end	254229
1	Starter relay, 12 VDC, 20 A	259391
1	Actuator, linear	273748
1	Yoke	273751
1	Lever, shutoff	GM24834
1	Pickup, magnetic	273758
1	Harness, wiring shielded power cable	GM17767
1	Controller, governor (digital, NLS)	GM17644-4
1	Harness, wiring shielded cable	GM17768-4
1	Harness, wiring shielded cable	GM17768-2
1	Bracket, actuator	336935
1	Nut, hex, 6 mm	M934-06-60
2	Nut, hex elastic stop, 1/4-20	X-101-8
1	Bushing, 1.312 x 1.50 in. NPT	X-634-16
1	Stud, 1/4-28 x 4.25 in.	X-352-81
4	Screw, pan head machine	M7985A-05025-20
5	Nut, hex, 5 mm	M934-05-50
4	Spacer, .209 ID x .375 OD x .234 in.	X-400-145
1	Screw, pan head machine	M7985A-05012-20
5	Washer, plain	M125A-05-80
4	Bolt, hex cap	X-465-7
3	Bolt, hex cap	X-125-5
3	Nut, flange spirallock, 5/16-18	X-6210-7
1	Washer, plain, .812 ID x 1.469 in. OD	X-25-29
1	Washer, plain	M125A-18-80
4	Washer, lock, .20 ID x .373 in. OD	X-22-9

Parts List: Accessories, continued

Qty.	Description	Part No.
Governor, Paralleling, 12 V		
2	Rod, end	254229
1	Starter relay, 12 VDC, 20 A	259391
1	Actuator, linear	273748
1	Yoke	273751
1	Lever, shutoff	GM24834
1	Pickup, magnetic	273758
1	Harness, wiring shielded power cable	GM17767
1	Controller, governor (digital, LS)	GM17644-5
1	Harness, wiring shielded cable	GM17768-4
1	Harness, wiring shielded cable	GM17768-2
1	Bracket, actuator	336935
1	Nut, hex, 6 mm	M934-06-60
2	Nut, hex elastic stop, 1/4-20	X-101-8
1	Bushing, 1.312 x 1.50 in. NPT	X-634-16
1	Stud, 1/4-28 x 4.25 in.	X-352-81
4	Screw, pan head machine	M7985A-05025-20
5	Nut, hex, 5 mm	M934-05-50
4	Spacer, .209 ID x .375 OD x .234 in.	X-400-145
1	Screw, pan head machine	M7985A-05012-20
5	Washer, plain	M125A-05-80
4	Bolt, hex cap	X-465-7
3	Bolt, hex cap	X-125-5
3	Nut, flange spirallock, 5/16-18	X-6210-7
1	Washer, plain, .812 ID x 1.469 in. OD	X-25-29
1	Washer, plain	M125A-18-80
4	Washer, lock, .20 ID x .373 in. OD	X-22-9

Qty.	Description	Part No.
Governor, Non-Paralleling, 24 V		
2	Rod, end	254229
1	Relay	272684
1	Actuator, linear	227263
1	Yoke	273751
1	Lever, shutoff	GM24834
1	Pickup, magnetic	273758
1	Harness, wiring shielded power cable	GM17767
1	Controller, governor (digital, NLS)	GM17644-4
1	Harness, wiring shielded cable	GM17768-4
1	Harness, wiring shielded cable	GM17768-2
1	Bracket, actuator	336935
1	Nut, hex, 6 mm	M934-06-60
2	Nut, hex elastic stop, 1/4-20	X-101-8
1	Bushing, 1.312 x 1.50 in. NPT	X-634-16
1	Stud, 1/4-28 x 4.25 in.	X-352-81
4	Screw, pan head machine	M7985A-05025-20
5	Nut, hex, 5 mm	M934-05-50
4	Spacer, .209 ID x .375 OD x .234 in.	X-400-145
1	Screw, pan head machine	M7985A-05012-20
5	Washer, plain	M125A-05-80
4	Bolt, hex cap	X-465-7
3	Bolt, hex cap	X-125-5
3	Nut, flange spirallock, 5/16-18	X-6210-7
1	Washer, plain, .812 ID x 1.469 in. OD	X-25-29
1	Washer, plain	M125A-18-80
4	Washer, lock, .20 ID x .373 in. OD	X-22-9

Qty.	Description	Part No.
Governor, Paralleling, 24 V		
2	Rod, end	254229
1	Relay	272684
1	Actuator, linear	227263
1	Yoke	273751
1	Lever, shutoff	GM24834
1	Pickup, magnetic	273758
1	Harness, wiring shielded power cable	GM17767
1	Controller, governor (digital, LS)	GM17644-5
1	Harness, wiring shielded cable	GM17768-4
1	Harness, wiring shielded cable	GM17768-2
1	Bracket, actuator	336935
1	Nut, hex, 6 mm	M934-06-60
2	Nut, hex elastic stop, 1/4-20	X-101-8
1	Bushing, 1.312 x 1.50 in. NPT	X-634-16
1	Stud, 1/4-28 x 4.25 in.	X-352-81
4	Screw, pan head machine	M7985A-05025-20
5	Nut, hex, 5 mm	M934-05-50
4	Spacer, .209 ID x .375 OD x .234 in.	X-400-145
1	Screw, pan head machine	M7985A-05012-20
5	Washer, plain	M125A-05-80
4	Bolt, hex cap	X-465-7
3	Bolt, hex cap	X-125-5
3	Nut, flange spirallock, 5/16-18	X-6210-7
1	Washer, plain, .812 ID x 1.469 in. OD	X-25-29
1	Washer, plain	M125A-18-80
4	Washer, lock, .20 ID x .373 in. OD	X-22-9

Harness Kits, Wiring for Remote Connections

Qty.	Description	Part No.
Harness, 15 Ft. for Remote Controller Box		
		PAA-344422
1	Installation Instructions	TT-1064
1	Box assembly	A-344422
Includes all the following:		
4	Terminal, fast-on, male	238898
1	Terminal block	243845
1	Terminal block	246115
1	Box, remote connection	258845
1	Marker, strip	258848
1	Marker, strip	282824
1	Harness, wiring, Dec 3+ controller	344503
1	Cable tie, nylon	X-468-3
2	Screw, cross recess round machine	X-51-11
1	Screw, cross recess pan head machine	X-51-15
2	Screw, slotted round head machine	X-51-53

Qty.	Description	Part No.
Harness, 25 Ft. for Remote Controller Box		
		PAA-344423
1	Installation Instructions	TT-1064
1	Box assembly	A-344423
Includes all the following:		
4	Terminal, fast-on, male	238898
1	Terminal block	243845
1	Terminal block	246115
1	Box, remote connection	258845
1	Marker, strip	258848
1	Marker, strip	282824
1	Harness, wiring	344504
1	Grommet, round	X-284-10
1	Cable tie, nylon	X-468-3
2	Screw, cross recess round machine	X-51-11
1	Screw, cross recess pan head machine	X-51-15
2	Screw, slotted round head machine	X-51-53

Qty.	Description	Part No.
Cable, 40 Ft. Remote Mounting		
		PAA-344505
1	Box, remote connection	A-344505
1	Remote, connection, 20-2000 kW	TT-1064
2	Terminal, fast-on, female, 14-16 AWG	X-431-30
2	Terminal, fast-on, male, 16-14 AWG	X-431-38

Parts List: Accessories, continued

Qty.	Description	Part No.
Harness, 40 Ft. for Remote Controller Box PAA-347239		
1	Installation Instructions	TT-1008
1	Box assembly	A-347239
	Includes all the following:	
4	Terminal	238898
1	Block, terminal	243845
1	Block, terminal	246115
1	Box, remote connection	258845
1	Marker, strip	258848
1	Marker, strip	282824
1	Harness, wiring	347238
Harness for Remote Panel with DEC-1 Standard Controller, Y Connector PA-344388		
1	Harness, wiring, controller, 9/12 kW mar	344388
Harness for Remote Panel with DEC-1 Standard Controller, 12 in. Pigtail PA-249941		
1	Harness, wiring, controller, 9/12 kW mar	249935
Harness for Remote Panel with DEC-1 Standard Controller, 15 Ft. PA-249334		
1	Harness, wiring, extension	249334
Harness for Remote Panel with DEC-1 Standard Controller, 25 Ft. PA-249336		
1	Harness, wiring, 16/20 kW Yanmar marine	249336
Harness for Remote Panel with DEC-1 Expanded or DEC-3+ Controller, Y Connector, 24-Pin PA-344417		
1	Harness, wiring, John Deere marine	344417
Harness for Remote Panel with DEC-1 Expanded or DEC-3+ Controller, Y Connector (Annunciator Y Connection) PA-344437		
1	Harness, wiring, extension	344437
Harness for Remote Panel with DEC-1 Expanded or DEC-3+ Controller, 12 in. Pigtail PA-344414		
1	Harness, wiring, extension	344414
Harness for Remote Panel with DEC-1 Expanded or DEC-3+ Controller, 15 Ft. PA-344415		
1	Harness, Wiring	344415
Harness for Remote Panel with DEC-1 Expanded or DEC-3+ Controller, 25 Ft. PA-344416		
1	Harness, wiring, extension	344416
Harness, Remote Panel Controller, 6-Pin PA-344491		
1	Harness, wiring, engine, 3 kW quasi-sine	336929
Harness, Remote Panel Controller 24-Pin Annunciator PA-344492		
1	Harness, wiring, John Deere marine	366925

Qty.	Description	Part No.
Harness, Remote Panel Controller, 24-Pin PA-344493		
1	Harness, wiring, John Deere marine	366927
Harness, Y Connector, PA-344437		
1	Harness, wiring, extension	344437
Extension Harness Kit PA-344501		
1	Harness, wiring, extension	344501
Harness Extension, 24-Pin PA-344502		
1	Harness, wiring, Dec 3+ controller	344502
Harness, Y Connector, Annunciator PA-344437		
1	Harness, wiring, extension	344437
Heavy Duty DC Battery Charging Alternator Kits		
Battery Charging Alternator 344277		
1	Spacer, .406 ID x .625 OD x 1.23 in.	X-400-218
1	Screw, hex cap	M961-10035-60
1	Alternator	344275
1	Arm, alternator adjusting	344276
1	Fan, alternator	352068
1	Pulley, alternator	344500
Isolated Ground System Kits		
Isolated Ground System, 12 V GM30119-KP1		
5	Insulator, panel	233269
1	Stud, 1/4-20 x 1 in.	237612
1	Switch assembly, pressure	253323
4	Vibromount	282829
1	Switch, high temp. shutoff	GM29288
1	Switch, high temp. cut-out	GM29289
1	Sender, oil pressure	GM29290
1	Sender, temperature	GM29291
1	Alternator, isolated ground, 12VDC	GM29294
1	Harness, wiring bipolar marine	GM30218
1	Bracket, isolated ground	GM30265
1	Solenoid	GM30412
1	Gauge, engine temperature	GM30451
2	Screw, hex cap	M933-08020-60
3	Bolt, hex cap	X-125-33
1	Washer, lock, .323 ID x .586 in. OD	X-21-1
2	Washer, lock, .326 ID x .883 in. OD	X-22-16
1	Washer, lock, .521 ID x 1.24 in. OD	X-22-26
10	Washer, plain, .281 ID x .625 in. OD	X-25-40
3	Washer, plain, .344 ID x .687 in. OD	X-25-85
9	Bolt, hex cap	X-465-6
1	Nut, flange spiralock, 1/4-20	X-6210-2
8	Nut, flange whiz, 8-32	X-6210-4
1	Installation Instructions	TT-1359
1	Bracket, solenoid mtg.	GM30266
2	Insulator, standoff	X-6128-34
1	Bushing, face reducing	GM31186
2	Tubing, heat shrink	X-6079-2

Parts List: Accessories, continued

Qty.	Description	Part No.
Isolated Ground System, 24 V		
3	Insulator, panel	233269
1	Stud, 1/4-20 x 1 in.	237612
1	Switch assembly, pressure	253323
4	Vibromount	282829
1	Switch, high temp. shutoff	GM29288
1	Switch, high temp. cut-out	GM29289
1	Sender, oil pressure	GM29290
1	Sender, temperature	GM29291
1	Alternator, isolated ground, 24VDC	GM29295
1	Harness, wiring bipolar marine	GM30218
1	Bracket, isolated ground	GM30265
1	Solenoid, magnetic	GM30413
1	Gauge, engine temperature	GM30451
1	Strap, alternator mounting	GM30488
2	Nut, hex, 6 mm	M6923-06-80
2	Screw, hex cap	M933-06020-60
2	Screw, hex cap	M933-08020-60
3	Bolt, hex cap	X-125-33
1	Washer, lock, .323 ID x .586 in. OD	X-21-1
2	Washer, lock, .262 ID x .743 in. OD	X-22-12
2	Washer, lock, .326 ID x .883 in. OD	X-22-16
1	Washer, lock, .521 ID x 1.24 in. OD	X-22-26
6	Washer, plain, .281 ID x .625 in. OD	X-25-40
3	Washer, plain, .344 ID x .687 in. OD	X-25-85
5	Bolt, hex cap	X-465-6
1	Nut, flange spirallock, 1/4-20	X-6210-2
8	Nut, flange whiz, 8-32	X-6210-4
1	Installation Instructions	TT-1359
1	Bracket, solenoid mtg.	GM30266
2	Insulator, standoff	X-6128-34
1	Spacer, .531 ID x 1 OD x 1 in.	X-400-230
1	Spacer	X-400-257
1	Pulley, alternator	GM30536
1	Spacer, alternator pulley	GM30537
1	Bolt, hex cap	X-125-5
1	Bushing, face reducing	GM31186
2	Tubing, heat shrink	X-6079-2

Qty.	Description	Part No.
Isolated Ground System, 12 V		
5	Insulator, panel	233269
1	Stud, 1/4-20 x 1 in.	237612
1	Switch assembly, pressure	253323
4	Vibromount	282829
1	Switch, high temp. shutoff	GM29288
1	Sender, oil pressure	GM29290
1	Sender, temperature	GM29291
1	Alternator, isolated ground, 12VDC	GM29294
1	Harness, engine J.D. 40-65 kw Marine	GM30590
1	Bracket, isolated ground	GM30265
1	Solenoid	GM30412
1	Gauge, engine temperature	GM30451
2	Screw, hex cap	M933-08020-60
1	Bolt, hex cap	X-125-33
1	Washer, lock, .323 ID x .586 in. OD	X-21-1
2	Washer, lock, .326 ID x .883 in. OD	X-22-16
1	Washer, lock, .521 ID x 1.24 in. OD	X-22-26
12	Washer, plain, .281 ID x .625 in. OD	X-25-40
11	Bolt, hex cap	X-465-6
1	Nut, flange spirallock, 1/4-20	X-6210-2
8	Nut, flange whiz, 8-32	X-6210-4
1	Installation Instructions	TT-1359
1	Bracket, solenoid mtg.	GM30266
2	Standoff insulator, 1/4-20 x 1.25 in.	X-6128-31
1	Switch, high temp. cut-out	GM29289
1	Bushing, face reducing	GM31186
2	Tubing, heat shrink	X-6079-2
1	Washer, plain, .344 ID x .687 in. OD	X-25-85

Qty.	Description	Part No.
Isolated Ground System, 24 V		
3	Insulator, panel	233269
1	Stud, 1/4-20 x 1 in.	237612
1	Switch assembly, pressure	253323
4	Vibromount	282829
1	Switch, high temp. shutoff	GM29288
1	Switch, high temp. cut-out	GM29289
1	Sender, oil pressure	GM29290
1	Sender, temperature	GM29291
1	Alternator, isolated ground, 24VDC	GM29295
1	Harness, engine J.D. 40-65 kw Marine	GM30590
1	Bracket, isolated ground	GM30265
1	Solenoid, magnetic	GM30413
1	Gauge, engine temperature	GM30451
1	Strap, alternator mounting	GM30488
2	Screw, hex cap	M933-08020-60
1	Bolt, hex cap	X-125-33
1	Washer, lock, .323 ID x .586 in. OD	X-21-1
2	Washer, lock, .326 ID x .883 in. OD	X-22-16
1	Washer, lock, .521 ID x 1.24 in. OD	X-22-26
8	Washer, plain, .281 ID x .625 in. OD	X-25-40
7	Bolt, hex cap	X-465-6
1	Nut, flange spirallock, 1/4-20	X-6210-2
8	Nut, flange whiz, 8-32	X-6210-4
1	Installation Instructions	TT-1359
1	Bracket, solenoid mtg.	GM30266
2	Standoff insulator, 1/4-20 x 1.25 in.	X-6128-31
1	Spacer, .531 ID x 1 OD x 1 in.	X-400-230
1	Spacer	X-400-257
1	Pulley, alternator	GM30536
1	Spacer, alternator pulley	GM30537
1	Bolt, hex cap	X-125-5
1	Bushing, face reducing	GM31186
2	Tubing, heat shrink	X-6079-2
1	Washer, plain, .344 ID x .687 in. OD	X-25-85
2	Nut, hex, 6 mm	M6923-06-80
2	Screw, hex cap	M933-06020-60
2	Washer, lock, .262 ID x .743 in. OD	X-22-12

Qty.	Description	Part No.
Isolated Ground System, 12 V		
5	Insulator, panel	233269
1	Stud, 1/4-20 x 1 in.	237612
1	Switch assembly, pressure	253323
4	Vibromount	282829
1	Switch, high temp. shutoff	GM29288
1	Sender, oil pressure	GM29290
1	Sender, temperature	GM29291
1	Alternator, isolated ground, 12VDC	GM29294
1	Harness, engine J.D. 40-65 kw Marine	GM30590
1	Bracket, isolated ground	GM30265
1	Solenoid	GM30412
1	Gauge, engine temperature	GM30451
2	Screw, hex cap	M933-08020-60
3	Bolt, hex cap	X-125-33
1	Washer, lock, .323 ID x .586 in. OD	X-21-1
2	Washer, lock, .326 ID x .883 in. OD	X-22-16
1	Washer, lock, .521 ID x 1.24 in. OD	X-22-26
10	Washer, plain, .281 ID x .625 in. OD	X-25-40
3	Washer, plain, .344 ID x .687 in. OD	X-25-85
9	Bolt, hex cap	X-465-6
1	Nut, flange spirallock, 1/4-20	X-6210-2
8	Nut, flange whiz, 8-32	X-6210-4
1	Installation Instructions	TT-1359
1	Bracket, solenoid mtg.	GM30266
2	Insulator, standoff	X-6128-34
1	Switch, high temp. cut-out	GM29289
1	Bushing, face reducing	GM31186
2	Tubing, heat shrink	X-6079-2

Parts List: Accessories, continued

Qty.	Description	Part No.	Qty.	Description	Part No.
Isolated Ground System, 24 V			GM30119-KP6		
3	Insulator, panel	233269	3	Insulator, panel	233269
1	Stud, 1/4-20 x 1 in.	237612	1	Stud, 1/4-20 x 1 in.	237612
1	Switch assembly, pressure	253323	1	Switch assembly, pressure	253323
4	Vibromount	282829	4	Vibromount	282829
1	Switch, high temp. shutoff	GM29288	1	Switch, high temp. shutoff	GM29288
1	Switch, high temp. cut-out	GM29289	1	Switch, high temp. cut-out	GM29289
1	Sender, oil pressure	GM29290	1	Sender, oil pressure	GM29290
1	Sender, temperature	GM29291	1	Sender, temperature	GM29291
1	Alternator, isolated ground, 24VDC	GM29295	1	Alternator, isolated ground, 24VDC	GM29295
1	Harness, engine J.D. 40-65 kw Marine	GM30590	1	Harness, wiring	GM30593
1	Bracket, isolated ground	GM30265	1	Bracket, isolated ground	GM30265
1	Solenoid, magnetic	GM30413	1	Solenoid, magnetic	GM30413
1	Gauge, engine temperature	GM30451	1	Gauge, engine temperature	GM30451
1	Strap, alternator mounting	GM30488	2	Nut, hex, 6 mm	M6923-06-80
2	Nut, hex, 6 mm	M6923-06-80	2	Screw, hex cap	M933-06020-60
2	Screw, hex cap	M933-06020-60	2	Screw, hex cap	M933-08020-60
2	Screw, hex cap	M933-08020-60	3	Bolt, hex cap	X-125-33
3	Bolt, hex cap	X-125-33	1	Bushing, face reducing	GM31186
1	Washer, lock, .323 ID x .586 in. OD	X-21-1	1	Washer, lock, .323 ID x .586 in. OD	X-21-1
2	Washer, lock, .262 ID x .743 in. OD	X-22-12	2	Washer, lock, .262 ID x .743 in. OD	X-22-12
2	Washer, lock, .326 ID x .883 in. OD	X-22-16	2	Washer, lock, .326 ID x .883 in. OD	X-22-16
1	Washer, lock, .521 ID x 1.24 in. OD	X-22-26	1	Washer, lock, .521 ID x 1.24 in. OD	X-22-26
6	Washer, plain, .281 ID x .625 in. OD	X-25-40	6	Washer, plain, .281 ID x .625 in. OD	X-25-40
5	Bolt, hex cap	X-465-6	3	Washer, plain, .344 ID x .687 in. OD	X-25-85
1	Nut, flange spirallock, 1/4-20	X-6210-2	5	Bolt, hex cap	X-465-6
8	Nut, flange whiz, 8-32	X-6210-4	1	Nut, flange spirallock, 1/4-20	X-6210-2
1	Installation Instructions	TT-1359	8	Nut, flange whiz, 8-32	X-6210-4
1	Bracket, solenoid mtg.	GM30266	1	Installation Instructions	TT-1359
2	Insulator, standoff	X-6128-34	1	Bracket, solenoid mtg.	GM30266
1	Spacer, .531 ID x 1 OD x 1 in.	X-400-230	2	Insulator, standoff	X-6128-34
1	Spacer	X-400-257	1	Pulley, alternator	GM30536
1	Pulley, alternator	GM30536	1	Spacer, alternator pulley	GM30537
1	Spacer, alternator pulley	GM30537	1	Bushing, face reducing	GM31186
1	Bushing, face reducing	GM31186	2	Tubing, heat shrink	X-6079-2
2	Tubing, heat shrink	X-6079-2	3	Washer, plain, .344 ID x .687 in. OD	X-25-85
3	Washer, plain, .344 ID x .687 in. OD	X-25-85	1	Bolt, hex cap	X-125-5
1	Bolt, hex cap	X-125-5	Prealarm HWT and LOP Senders, Isolated		
Isolated Ground System, 12 V			GM30596-KP1		
5	Insulator, panel	233269	1	Switch, pressure assembly	GM29293
1	Stud, 1/4-20 x 1 in.	237612	1	Switch, pressure assembly	GM29292
1	Switch assembly, pressure	253323	1	Installation Instructions	TT-1091
4	Vibromount	282829	Miscellaneous		
1	Switch, high temp. shutoff	GM29288	Hydrostatic Mounts		
1	Switch, high temp. cut-out	GM29289	GM14207-KP1		
1	Sender, oil pressure	GM29290	4	Mount, fluid	344090
1	Sender, temperature	GM29291	4	Washer, plain, .656 ID x 1.312 in. OD	X-25-15
1	Alternator, isolated ground, 12VDC	GM29294	4	Screw, hex head machine	X-6021-14
1	Harness, wiring	GM30593	8	Nut, flange spirallock, 1/2-13	X-6210-12
1	Bracket, isolated ground	GM30265	Standard Mount		
1	Solenoid	GM30412	GM14208-KP1		
1	Gauge, engine temperature	GM30451	2	Vibromount	324390
2	Screw, hex cap	M933-08020-60	2	Vibromount	324075
3	Bolt, hex cap	X-125-33	2	Support, vibromount	GM14206
1	Bushing, face reducing	GM31186	2	Support, vibromount	GM14454
1	Washer, lock, .323 ID x .586 in. OD	X-21-1	4	Washer, plain	M125A-12-80
2	Washer, lock, .326 ID x .883 in. OD	X-22-16	16	Nut, hex, 10 mm	M6923-10-80
1	Washer, lock, .521 ID x 1.24 in. OD	X-22-26	2	Screw, hex cap	M931-12065-60
10	Washer, plain, .281 ID x .625 in. OD	X-25-40	8	Screw, hex cap	M933-10025-60
3	Washer, plain, .344 ID x .687 in. OD	X-25-85	8	Screw, hex cap	M933-10030-60
9	Bolt, hex cap	X-465-6	4	Nut, hex elastic stop	M982-12-80
1	Nut, flange spirallock, 1/4-20	X-6210-2	2	Washer, plain, .531 ID x 2 in. OD	X-25-140
8	Nut, flange whiz, 8-32	X-6210-4	2	Washer, plain, .531 ID x 2.75 in. OD	X-25-103
1	Installation Instructions	TT-1359	2	Spacer, .527 ID x .625 OD x 2.3 in	X-400-154
1	Bracket, solenoid mtg.	GM30266	2	Screw, hex cap	M9331-12090-60
2	Insulator, standoff	X-6128-34	1	Installation Instructions	TT-1315
2	Tubing, heat shrink	X-6079-2	Hydrostatic Mounts		
Isolated Ground System, 24 V			GM30596-KP2		
3	Insulator, panel	233269	2	Mount, fluid	344339
1	Stud, 1/4-20 x 1 in.	237612	2	Mount, fluid	344091
1	Switch assembly, pressure	253323	4	Washer, plain, .656 ID x 1.312 in. OD	X-25-15
4	Vibromount	282829	4	Screw, hex head machine	X-6021-14
1	Switch, high temp. shutoff	GM29288	8	Nut, flange spirallock, 1/2-13	X-6210-12
1	Switch, high temp. cut-out	GM29289	Standard Mount		
1	Sender, oil pressure	GM29290	GM14380-KP1		
1	Sender, temperature	GM29291	2	Vibromount	324390
1	Alternator, isolated ground, 24VDC	GM29295	2	Vibromount	324075
1	Harness, wiring	GM30593	2	Support, vibromount	GM14206
1	Bracket, isolated ground	GM30265	2	Support, vibromount	GM14454
1	Solenoid, magnetic	GM30413	4	Washer, plain	M125A-12-80
1	Gauge, engine temperature	GM30451	16	Nut, hex, 10 mm	M6923-10-80
2	Nut, hex, 6 mm	M6923-06-80	2	Screw, hex cap	M931-12065-60
2	Screw, hex cap	M933-06020-60	8	Screw, hex cap	M933-10025-60
2	Screw, hex cap	M933-08020-60	8	Screw, hex cap	M933-10030-60
3	Bolt, hex cap	X-125-33	4	Nut, hex elastic stop	M982-12-80
1	Bushing, face reducing	GM31186	2	Washer, plain, .531 ID x 2 in. OD	X-25-140
1	Washer, lock, .323 ID x .586 in. OD	X-21-1	2	Washer, plain, .531 ID x 2.75 in. OD	X-25-103
2	Washer, lock, .262 ID x .743 in. OD	X-22-12	2	Spacer, .527 ID x .625 OD x 2.3 in	X-400-154
2	Washer, lock, .326 ID x .883 in. OD	X-22-16	2	Screw, hex cap	M9331-12090-60
1	Washer, lock, .521 ID x 1.24 in. OD	X-22-26	1	Installation Instructions	TT-1315
6	Washer, plain, .281 ID x .625 in. OD	X-25-40	Hydrostatic Mounts		
3	Washer, plain, .344 ID x .687 in. OD	X-25-85	GM14380-KP1		
5	Bolt, hex cap	X-465-6	2	Mount, fluid	344339
1	Nut, flange spirallock, 1/4-20	X-6210-2	2	Mount, fluid	344091
8	Nut, flange whiz, 8-32	X-6210-4	4	Washer, plain, .656 ID x 1.312 in. OD	X-25-15
1	Installation Instructions	TT-1359	4	Screw, hex head machine	X-6021-14
1	Bracket, solenoid mtg.	GM30266	8	Nut, flange spirallock, 1/2-13	X-6210-12
2	Insulator, standoff	X-6128-34	1	Installation Instructions	TT-1315
2	Tubing, heat shrink	X-6079-2	Standard Mount		

Parts List: Accessories, continued

Qty.	Description	Part No.
------	-------------	----------

Hydrostatic Mount

4	Mount, fluid	344339
4	Washer, plain, .656 ID x 1.312 in. OD	X-25-15
4	Screw, hex head machine	X-6021-14
8	Nut, flange spirallock, 1/2-13	X-6210-12
1	Installation Instructions	TT-1315

Standard Mount

4	Vibromount	324391
4	Support, vibromount	GM14454
4	Washer, plain	M125A-12-80
16	Nut, hex, 10 mm	M6923-10-80
4	Screw, hex cap	M931-12090-60
8	Screw, hex cap	M933-10025-60
8	Screw, hex cap	M933-10030-60
4	Nut, hex elastic stop	M982-12-80
4	Washer, plain, .531 ID x 2.75 in. OD	X-25-103
1	Installation Instructions	TT-1315

Standard Vibromounts

2	Vibromount	324391
2	Vibromount	336024
2	Support, vibromount	GM14454
2	Support, vibromount	GM16659
4	Washer, plain	M125-12-80
16	Nut, hex, 10 mm	M6923-10-80
4	Screw, hex cap	M931-12090-60
8	Screw, hex cap	M933-10025-60
8	Screw, hex cap	M933-10030-60
4	Nut, hex elastic stop	M982-12-80
4	Washer, plain, .531 ID x 2.75 in. OD	X-25-103
4	Spacer, .527 ID x .625 OD x 2.3 in.	X-400-154
1	Installation Instructions	TT-1315

Hydrostatic Mounts

4	Mount, fluid	359180
4	Washer, plain, .656 ID x 1.312 in. OD	X-25-15
4	Screw, hex head machine	X-6021-14
8	Nut, flange spirallock, 1/2-13	X-6210-12
1	Installation Instructions	TT-1315

Hydrostatic Mounts

4	Mount, fluid	359180
4	Washer, plain, .656 ID x 1.312 in. OD	X-25-15
4	Screw, hex head machine	X-6021-14
8	Nut, flange spirallock, 1/2-13	X-6210-12

Standard Vibromounts

2	Vibromount	324389
2	Vibromount	336813
4	Support, vibromount	GM14454
4	Nut, hex elastic stop	M982-12-80
4	Washer, plain, .531 ID x 2.75 in. OD	X-25-103
4	Spacer, .527 ID x .625 OD x 2.3 in.	X-400-154
4	Screw, hex cap	M931-12090-60
1	Installation Instructions	TT-1315
8	Screw, hex cap	M933-10025-60
16	Nut, hex, 10 mm	M6923-10-80
8	Screw, hex cap	M933-10030-60
4	Washer, plain	M125A-12-80

Qty.	Description	Part No.
------	-------------	----------

Oil Level Indicator (Low/High)

1	Gauge, oil level	227257
1	Bracket, oil level alarm	GM14343
2	Nut, hex, 10 mm	M6923-10-80
2	Screw, hex cap	M933-10025-60
1	Tee, pipe, 1/2 x 1/2 x 1/2 NPT	X-203-13
1	Pipe, 1/2 in. NPT x 1.19 in.	X-209-2
4	Washer, lock, .262 ID x .743 in. OD	X-22-12
4	Washer, plain, .281 ID x .625 in. OD	X-25-40
1	Connector, 90 deg., 1/2 in. ID hose	X-391-21
1	Fuel line, flexible	X-422-6
2	Clamp, hose	X-426-10
4	Bolt, hex cap	X-465-6
1	Coupling, non-metallic	X-561-1
1	Connector, hose	X-582-5
1	Installation Instructions	TT-1298

Low Coolant Level Indicator

1	Switch, liquid level	GM15506
1	Bracket, water level switch	GM15507
1	Washer, plain	M125A-10-80
1	Washer, plain	M125A-12-80
2	Nut, hex, 6 mm	M6923-06-80
2	Screw, hex cap	M933-06020-60
1	Screw, hex cap	M933-10020-60
1	Screw, hex cap	M933-12025-60
1	Connector, 90 deg., 1/4 in. ID hose	X-391-20
2	Clamp, hose, .25/.70 in.	X-426-9
1	Connector, hose	X-582-25
1	Coupling, non-metallic	X-561-1
1	Hose, rubber	X-6359-11
1	Installation Instructions	TT-1299

Low Coolant Level Indicator

1	Connector, hose + vibra seal	337553
1	Switch, liquid level	GM15506
1	Bracket, water level switch	GM16653
2	Nut, hex, 6 mm	M6923-06-80
2	Screw, hex cap	M933-06020-60
1	Installation Instructions	TT-1299
2	Washer, plain, .406 ID x .812 in. OD	X-25-37
1	Insulink, 22-18 gauge, insulated	X-367-3
1	Connector, 90 deg., 1/4 in. ID hose	X-391-20
4	Clamp, hose, .25/.70 in.	X-426-9
1	Coupling, non-metallic	X-567-1
2	Connector, hose + vibra seal	X-582-25
2	Bolt, hex cap	X-6238-10
1	Hose, rubber	X-6359-11
1	Hose, rubber	X-6359-15

Oil Level Indicator (Low/High)

1	Gauge, oil level	227257
1	Bracket, oil level alarm	GM14343
2	Nut, hex, 10 mm	M6923-10-80
2	Screw, hex cap	M933-10025-60
1	Installation Instructions	TT-1298
1	Tee, pipe, 1/2 x 1/2 x 1/2 NPT	X-203-13
1	Pipe, 1/2 in. NPT x 1.19 in.	X-209-2
4	Washer, lock, .262 ID x .743 in. OD	X-22-12
4	Washer, plain, .281 ID x .625 in. OD	X-25-40
1	Connector, 90 deg., 1/2 in. ID hose	X-391-21
1	Line, flex fuel	X-422-37
2	Clamp, hose, .5/1 in.	X-426-10
4	Bolt, hex cap	X-465-6
1	Coupling, non-metallic	X-567-1
1	Connector, hose + vibra seal	X-582-5

GM15273-KP1

GM15274-KP1

GM16654-KP1

GM16685-KP1

Parts List: Accessories, continued

Qty.	Description	Part No.	Qty.	Description	Part No.
Oil Level Indicator (Low/High)			GM17041-KP1		
1	Gauge, oil level	227257	1	Stud	352020
1	Adaptor, bushing	249959	1	Plug	352043
1	Valve, oil drain	359653	1	Strap	352044
1	Bracket, oil level alarm	GM14343	1	Washer, plain, .406 ID x .656 OD	X-25-28
2	Nut, hex, 10 mm	M6923-10-80	2	Plug, pipe, 1/2 in. NPTF, brass	X-75-54
2	Screw, hex cap	M933-10025-60	1	Cover	352091
1	Tee, pipe, 3/8 x 3/8 x 3/8 NPT	X-203-15	1	Gasket	352092
1	Pipe, 3/8 in. NPT x 1.00 in.	X-204-9	1	Clamp, exhaust, 4.25 in.	324245
4	Washer, lock.262 ID x.743 in. OD	X-22-12	1	Elbow, dry exhaust	344418
4	Washer, plain, .281 ID x .625 in. OD	X-25-40	1	Nut, flange spirallock, 3/8-16	X-6210-9
1	Connector, 90 deg., 1/2 in. ID hose	X-391-13	1	Installation Instructions	TT-1360
1	Connector, 90 deg., 1/2 in. ID hose	X-391-21	1	Installation Instructions	TT-1361
1	Hose	X-422-11	Keel Cooling and Dry Exhaust		
2	Clamp, hose	X-426-10	GM29561-KP2		
4	Bolt, hex cap	X-465-6	1	Elbow, dry exhaust	GM17653
1	Coupling, non-metallic	X-561-1	1	Cover	352091
1	Installation Instructions	TT-1298	1	Gasket	352092
Crankcase Emission Canister			1	Tank	GM31752
GM17042-KP1			1	Hose	GM31753
1	Adaptor, bushing	249959	2	Connector, hose + vibra seal	X-582-7
1	Valve, oil drain	359653	2	Clamp, hose, .5/1 in.	X-426-10
1	Filter, emissions	GM16234	1	Installation Instructions	TT-1360
2	Connector, hose	GM16246	1	Installation Instructions	TT-1361
1	Bracket, filter mounting	GM16285	Keel Cooling and Dry Exhaust		
1	Tube assembly	GM17092	GM29561-KP3		
2	Washer, plain	M125A-10-80	1	Elbow, dry exhaust	GM17653
2	Washer, plain	M125A-12-80	1	Cover	352091
2	Nut, hex, 10 mm	M6923-10-80	1	Gasket	352092
2	Screw, hex cap	M933-10035-60	1	Tank	GM31752
2	Screw, hex cap	M933-12030-60	1	Hose	GM31753
1	Elbow, street, 90 deg. x 3/8 in. NPTF	S-404	2	Connector, hose + vibra seal	X-582-7
1	Bushing, reducing, 1/4 x 3/8 in. NPT	X-202-30	2	Clamp, hose, .5/1 in.	X-426-10
1	Tee, pipe, 3/8 x 3/8 x 3/8 NPT	X-203-15	1	Installation Instructions	TT-1360
1	Pipe, 3/8 in. NPT x 1.00 in.	X-204-9	1	Installation Instructions	TT-1361
1	Hose, 3/4 in. ID	X-373-14	Lloyd's Approval, 12 V		
2	Clamp, hose, 2.81/3.75 in.	X-426-1	1	Nameplate, IEC for Lloyd's	GM24414
3	Clamp, hose, .69/1.25 in.	X-426-12	1	Bracket, relay mounting	GM14320
1	Connector, hose	X-582-8	1	Lines, fuel injected dbl. wall	GM34044
1	Installation Instructions	TT-1312	1	Decal (Lloyd's approval)	GM34378
Dry Exhaust Elbow			2	Washer, lock, .326 ID x .883 in. OD	X-22-16
GM17648-KP1			1	Harness, engine J.D. 125-150 kw Marine	GM39921
1	Elbow, dry exhaust	344362	3	Relay	248362
1	Gasket	352029	1	Bracket, relay mounting	GM39939
Dry Exhaust Elbow			1	Switch, high temp. shutoff	GM39933
GM17649-KP1			1	Switch, high temp. cutout	GM39934
1	Elbow, dry exhaust	344418	1	Switch, pressure assembly	GM39931
Dry Exhaust Elbow			6	Screw, pan head 6-32 x 1/2	X-49-26
GM17650-KP1			2	Screw, pan head 10-32 x 1/2	X-50-1
1	Elbow, dry exhaust	GM17653	Lloyd's Approval, 24 V		
Keel Cooling and Dry Exhaust			GM24413-KA2		
1	Stud	352020	1	Nameplate, IEC for Lloyd's	GM24414
1	Plug	352043	1	Bracket, relay mounting	GM14320
1	Strap	352044	1	Lines, fuel injected dbl. wall	GM34044
1	Washer, plain, .406 ID x .656 OD	X-25-28	1	Decal (Lloyd's approval)	GM34378
2	Plug, pipe, 1/2 in. NPTF, brass	X-75-54	2	Washer, lock, .326 ID x .883 in. OD	X-22-16
1	Cover	352091	1	Harness, engine J.D. 125-150 kw Marine	GM39921
1	Gasket	352092	3	Relay	248363
1	Elbow, dry exhaust	344362	1	Bracket, relay mounting	GM39939
1	Gasket	352029	1	Switch, high temp. shutoff	GM39933
1	Nut, flange spirallock, 3/8-16	X-6210-9	1	Switch, high temp. cutout	GM39934
2	Cap, plug	258892	1	Switch, pressure assembly	GM39931
1	Plate, cover	GM39785	6	Screw, pan head 6-32 x 1/2	X-49-26
4	Screw, slotted hex washer head, machine	X-794-3	2	Screw, pan head 10-32 x 1/2	X-50-1
1	Installation Instructions	TT-1360	Lloyd's Type Approval		
1	Installation Instructions	TT-1361	GM34880-KA1		
			1	Decal (Lloyd's approval)	GM34378
			1	Nameplate, IEC for Lloyd's	GM24414

Parts List: Accessories, continued

Qty.	Description	Part No.
Power Takeoff Kits		
Power Takeoff, Overcenter Clutch, C-106SP 344268		
1	Flywheel, PTO	344233
1	Ring, drive	344235
1	Clutch assembly, PTO	A-344237
8	Washer, hardened, .406 ID x .812 in. OD	X-801-3
6	Washer, hardened, .328 ID x .719 in. OD	X-801-4
4	Washer, hardened, .469 ID x .922 in. OD	X-801-6
1	Installation Instructions	TT-1085

Power Takeoff, Overcenter Clutch, C-108HP 344269		
1	Flywheel, PTO	344234
1	Ring, drive	344236
1	Clutch assembly, PTO	A-344238
14	Washer, hardened, .406 ID x .812 in. OD	X-801-3
4	Washer, hardened, .328 ID x .719 in. OD	X-801-4
1	Installation Instructions	TT-1085

Power Takeoff, 12V Electric SAE B 344270		
8	Screw, hex socket head machine	X-55-29
4	Bolt, hex cap	X-6024-9
8	Washer, hardened, .406 ID x .812 in. OD	X-801-3
4	Washer, hardened, .469 ID x .922 in. OD	X-801-6
1	Clutch, electric	344240
1	Plate, clutch mounting	344246
1	Installation Instructions	TT-1085

Power Takeoff, 12V Electric SAE C 344271		
8	Screw, hex socket head machine	X-55-29
4	Bolt, hex cap	X-6024-9
8	Washer, hardened, .406 ID x .812 in. OD	X-801-3
4	Washer, hardened, .469 ID x .922 in. OD	X-801-6
1	Clutch, electric	344241
1	Plate, clutch mounting	344247
1	Installation Instructions	TT-1085

Power Takeoff, 24V Electric SAE B 344272		
8	Screw, hex socket head machine	X-55-29
4	Bolt, hex cap	X-6024-9
8	Washer, hardened, .406 ID x .812 in. OD	X-801-3
4	Washer, hardened, .469 ID x .922 in. OD	X-801-6
1	Clutch, electric	344242
1	Plate, clutch mounting	344246
1	Installation Instructions	TT-1085

Power Takeoff, 24V Electric SAE C 344273		
8	Screw, hex socket head machine	X-55-29
4	Bolt, hex cap	X-6024-9
8	Washer, hardened, .406 ID x .812 in. OD	X-801-3
4	Washer, hardened, .469 ID x .922 in. OD	X-801-6
1	Clutch, electric	344243
1	Plate, clutch mounting	344247
1	Installation Instructions	TT-1085

Qty.	Description	Part No.
Clutch And Mounting, 12V (40-65 kW) GM19504-KP1		
2	Vibromount	324391
1	Clutch, electric	344240
1	Plate, clutch mounting	344246
1	Hub, PTO clutch drive	GM19417
5	Washer, plain	M125A-06-80
1	Washer, plain	M125A-10-80
2	Screw, hex cap	M931-12090-60
5	Screw, hex cap	M933-06010-60
1	Screw, hex cap	M933-10025-60
8	Screw, hex cap	M933-10035-60
1	Screw, hex cap	M933-12020-60
1	Installation Instructions	TT-1308
2	Screw, hex head machine	X-6021-5
4	Bolt, hex cap	X-6024-9
2	Washer, hardened, .656 ID x 1.06 in. OD	X-801-5
1	Decal, equipment ground	344295
1	Housing, PTO	GM19399
1	Hub, PTO drive	GM19415
1	Coupling, flexible	GM19416
1	Guard, belt	GM19430
1	Tube, coolant, 2.00 in. OD steel	GM19431
1	Guard, power takeoff	GM19448
2	Screw, hex cap	M931-16120-60
2	Nut, hex elastic stop	M982-16-80
1	Hose, radiator, straight, 2 in. ID	X-281-4
16	Screw, hex socket head machine	X-55-29
1	Stud (metric)	X-6054-20
1	Stud (metric)	X-6054-21
8	Washer, hardened, .406 ID x .812 in. OD	X-801-3
4	Washer, hardened, .656 ID x 1.06 in. OD	X-801-5
4	Washer, hardened, .469 ID x .922 in. OD	X-801-6

Clutch And Mounting, 12 V (40-65 kW) GM19504-KP2		
2	Vibromount	324391
1	Clutch, electric	344241
1	Plate, clutch mounting	344247
1	Hub, PTO clutch drive	GM19417
5	Washer, plain	M125A-06-80
1	Washer, plain	M125A-10-80
2	Screw, hex cap	M931-12090-60
5	Screw, hex cap	M933-06010-60
1	Screw, hex cap	M933-10025-60
8	Screw, hex cap	M933-10035-60
1	Screw, hex cap	M933-12020-60
1	Installation Instructions	TT-1308
2	Screw, hex head machine	X-6021-5
4	Bolt, hex cap	X-6024-9
2	Washer, hardened, .656 ID x 1.06 in. OD	X-801-5
1	Decal, equipment ground	344295
1	Housing, PTO	GM19399
1	Hub, PTO drive	GM19415
1	Coupling, flexible	GM19416
1	Guard, belt	GM19430
1	Tube, coolant, 2.00 in. OD steel	GM19431
1	Guard, power takeoff	GM19448
2	Screw, hex cap	M931-16120-60
2	Nut, hex elastic stop	M982-16-80
1	Hose, radiator, straight, 2 in. ID	X-281-4
16	Screw, hex socket head machine	X-55-29
1	Stud (metric)	X-6054-20
1	Stud (metric)	X-6054-21
8	Washer, hardened, .406 ID x .812 in. OD	X-801-3
4	Washer, hardened, .656 ID x 1.06 in. OD	X-801-5
4	Washer, hardened, .469 ID x .922 in. OD	X-801-6

Parts List: Accessories, continued

Qty.	Description	Part No.
Clutch and Mounting, 24 V (40-65 kW)		
2	Vibromount	324391
1	Clutch, electric	344242
1	Plate, clutch mounting	344246
1	Hub, PTO clutch drive	GM19417
5	Washer, plain	M125A-06-80
1	Washer, plain	M125A-10-80
2	Screw, hex cap	M931-12090-60
5	Screw, hex cap	M933-06010-60
1	Screw, hex cap	M933-10025-60
8	Screw, hex cap	M933-10035-60
1	Screw, hex cap	M933-12020-60
1	Installation Instructions	TT-1308
2	Screw, hex head machine	X-6021-5
4	Bolt, hex cap	X-6024-9
2	Washer, hardened, .656 ID x 1.06 in. OD	X-801-5
1	Decal, equipment ground	344295
1	Housing, PTO	GM19399
1	Hub, PTO drive	GM19415
1	Coupling, flexible	GM19416
1	Guard, belt	GM19430
1	Tube, coolant, 2.00 in. OD steel	GM19431
1	Guard, power takeoff	GM19448
2	Screw, hex cap	M931-16120-60
2	Nut, hex elastic stop	M982-16-80
1	Hose, radiator, straight, 2 in. ID	X-281-4
16	Screw, hex socket head machine	X-55-29
1	Stud (metric)	X-6054-20
1	Stud (metric)	X-6054-21
8	Washer, hardened, .406 ID x .812 in. OD	X-801-3
4	Washer, hardened, .656 ID x 1.06 in. OD	X-801-5
4	Washer, hardened, .469 ID x .922 in. OD	X-801-6

Qty.	Description	Part No.
Clutch and Mounting, 24V (40-65 kW)		
2	Vibromount	324391
1	Clutch, electric	344243
1	Plate, clutch mounting	344247
1	Hub, PTO clutch drive	GM19417
5	Washer, plain	M125A-06-80
1	Washer, plain	M125A-10-80
2	Screw, hex cap	M931-12090-60
5	Screw, hex cap	M933-06010-60
1	Screw, hex cap	M933-10025-60
8	Screw, hex cap	M933-10035-60
1	Screw, hex cap	M933-12020-60
1	Installation Instructions	TT-1308
2	Screw, hex head machine	X-6021-5
4	Bolt, hex cap	X-6024-9
2	Washer, hardened, .656 ID x 1.06 in. OD	X-801-5
1	Decal, equipment ground	344295
1	Housing, PTO	GM19399
1	Hub, PTO drive	GM19415
1	Coupling, flexible	GM19416
1	Guard, belt	GM19430
1	Tube, coolant, 2.00 in. OD steel	GM19431
1	Guard, power takeoff	GM19448
2	Screw, hex cap	M931-16120-60
2	Nut, hex elastic stop	M982-16-80
1	Hose, radiator, straight, 2 in. ID	X-281-4
16	Screw, hex socket head machine	X-55-29
1	Stud (metric)	X-6054-20
1	Stud (metric)	X-6054-21
8	Washer, hardened, .406 ID x .812 in. OD	X-801-3
4	Washer, hardened, .656 ID x 1.06 in. OD	X-801-5
4	Washer, hardened, .469 ID x .922 in. OD	X-801-6

Qty.	Description	Part No.
Clutch And Mounting, 12 V (80-99 kW)		
2	Vibromount	336024
1	Clutch, electric	344240
1	Plate, clutch mounting	344246
1	Hub, PTO clutch drive	GM19418
5	Washer, plain	M125A-06-80
1	Washer, plain	M125A-10-80
5	Screw, hex cap	M933-06010-60
1	Screw, hex cap	M933-10025-60
8	Screw, hex cap	M933-10035-60
1	Screw, hex cap	M933-12020-60
1	Installation Instructions	TT-1308
2	Screw, hex head machine	X-6021-5
4	Bolt, hex cap	X-6024-9
2	Washer, hardened, .656 ID x 1.06 in. OD	X-801-5
1	Decal, equipment ground	344295
1	Housing, PTO	GM19399
1	Hub, PTO drive	GM19415
1	Coupling, flexible	GM19416
1	Guard, belt	GM19430
1	Tube, coolant, 2.00 in. OD steel	GM19431
1	Guard, power takeoff	GM19448
2	Screw, hex cap	M931-16120-60
2	Nut, hex elastic stop	M982-16-80
1	Hose, radiator, straight, 2 in. ID	X-281-4
16	Screw, hex socket head machine	X-55-29
1	Stud (metric)	X-6054-20
1	Stud (metric)	X-6054-21
8	Washer, hardened, .406 ID x .812 in. OD	X-801-3
4	Washer, hardened, .656 ID x 1.06 in. OD	X-801-5
4	Washer, hardened, .469 ID x .922 in. OD	X-801-6

Qty.	Description	Part No.
Clutch And Mounting, 12 V (80-99 kW)		
2	Vibromount	336024
1	Clutch, electric	344241
1	Plate, clutch mounting	344247
1	Hub, PTO clutch drive	GM19418
5	Washer, plain	M125A-06-80
1	Washer, plain	M125A-10-80
5	Screw, hex cap	M933-06010-60
1	Screw, hex cap	M933-10025-60
8	Screw, hex cap	M933-10035-60
1	Screw, hex cap	M933-12020-60
1	Installation Instructions	TT-1308
2	Screw, hex head machine	X-6021-5
4	Bolt, hex cap	X-6024-9
2	Washer, hardened, .656 ID x 1.06 in. OD	X-801-5
1	Decal, equipment ground	344295
1	Housing, PTO	GM19399
1	Hub, PTO drive	GM19415
1	Coupling, flexible	GM19416
1	Guard, belt	GM19430
1	Tube, coolant, 2.00 in. OD steel	GM19431
1	Guard, power takeoff	GM19448
2	Screw, hex cap	M931-16120-60
2	Nut, hex elastic stop	M982-16-80
1	Hose, radiator, straight, 2 in. ID	X-281-4
16	Screw, hex socket head machine	X-55-29
1	Stud (metric)	X-6054-20
1	Stud (metric)	X-6054-21
8	Washer, hardened, .406 ID x .812 in. OD	X-801-3
4	Washer, hardened, .656 ID x 1.06 in. OD	X-801-5
4	Washer, hardened, .469 ID x .922 in. OD	X-801-6

Parts List: Accessories, continued

Qty.	Description	Part No.
Clutch And Mounting, 24 V (80-99 kW) GM19504-KP7		
2	Vibromount	336024
1	Clutch, electric	344242
1	Plate, clutch mounting	344246
1	Hub, PTO clutch drive	GM19418
5	Washer, plain	M125A-06-80
1	Washer, plain	M125A-10-80
5	Screw, hex cap	M933-06010-60
1	Screw, hex cap	M933-10025-60
8	Screw, hex cap	M933-10035-60
1	Screw, hex cap	M933-12020-60
1	Installation Instructions	TT-1308
2	Screw, hex head machine	X-6021-5
4	Bolt, hex cap	X-6024-9
2	Washer, hardened, .656 ID x 1.06 in. OD	X-801-5
1	Decal, equipment ground	344295
1	Housing, PTO	GM19399
1	Hub, PTO drive	GM19415
1	Coupling, flexible	GM19416
1	Guard, belt	GM19430
1	Tube, coolant, 2.00 in. OD steel	GM19431
1	Guard, power takeoff	GM19448
2	Screw, hex cap	M931-16120-60
2	Nut, hex elastic stop	M982-16-80
1	Hose, radiator, straight, 2 in. ID	X-281-4
16	Screw, hex socket head machine	X-55-29
1	Stud (metric)	X-6054-20
1	Stud (metric)	X-6054-21
8	Washer, hardened, .406 ID x .812 in. OD	X-801-3
4	Washer, hardened, .656 ID x 1.06 in. OD	X-801-5
4	Washer, hardened, .469 ID x .922 in. OD	X-801-6

Qty.	Description	Part No.
Clutch And Mounting, 24 V (80-99 kW) GM19504-KP8		
2	Vibromount	336024
1	Clutch, electric	344243
1	Plate, clutch mounting	344247
1	Hub, PTO clutch drive	GM19418
5	Washer, plain	M125A-06-80
1	Washer, plain	M125A-10-80
5	Screw, hex cap	M933-06010-60
1	Screw, hex cap	M933-10025-60
8	Screw, hex cap	M933-10035-60
1	Screw, hex cap	M933-12020-60
1	Installation Instructions	TT-1308
2	Screw, hex head machine	X-6021-5
4	Bolt, hex cap	X-6024-9
2	Washer, hardened, .656 ID x 1.06 in. OD	X-801-5
1	Decal, equipment ground	344295
1	Housing, PTO	GM19399
1	Hub, PTO drive	GM19415
1	Coupling, flexible	GM19416
1	Guard, belt	GM19430
1	Tube, coolant, 2.00 in. OD steel	GM19431
1	Guard, power takeoff	GM19448
2	Screw, hex cap	M931-16120-60
2	Nut, hex elastic stop	M982-16-80
1	Hose, radiator, straight, 2 in. ID	X-281-4
16	Screw, hex socket head machine	X-55-29
1	Stud (metric)	X-6054-20
1	Stud (metric)	X-6054-21
8	Washer, hardened, .406 ID x .812 in. OD	X-801-3
4	Washer, hardened, .656 ID x 1.06 in. OD	X-801-5
4	Washer, hardened, .469 ID x .922 in. OD	X-801-6

Qty.	Description	Part No.
PTO Adapter Panel GM19857-KP1		
1	Installation Instructions	TT-1308
1	Door subassembly, sound shield, front (includes *)	GM19859
4	*Gusset, corner	344119
1	*Latch, sound shield	344145
2	*Insert, threaded, 1/4-20 in.	344484
2	*Pin, threaded, 1/4-20 x 1.18 in.	345283
1	*Door, front sound shield	GM19833
1	*Insulation, acoustic foam	GM19836
1	*Channel, U	X-6047-25
16	*Rivet, pop, .187 in. Rail subassembly, sound shield, front (includes **)	X-781-14 GM19861
2	**Clip, speed	297596
1	**Foam, acoustic insulation (Powertech)	GM16860
1	**Rail, front sound shield	GM19834

Qty.	Description	Part No.
Power Takeoff 3-A Groove Pulley 344267		
1	Pulley, auxiliary drive	344251
1	Installation Instructions	TT-1085

Qty.	Description	Part No.
Power Takeoff Adapter (Standard Vibromounts) 344274		
4	Screw, hex socket head machine	X-55-42
5	Screw, slotted pan head machine	X-73-5
1	Hub, PTO drive	344231
1	Hub, PTO clutch drive	344232
1	Coupling, flexible	344239
1	Housing, power takeoff	334279
1	Guard, belt	344280
1	Guard, power takeoff	344302
1	Support, PTO engine	344303
1	Installation Instructions	TT-1085

Qty.	Description	Part No.
Power Takeoff Adapter (Hydrostatic Mounts) 344304		
4	Screw, hex socket head machine	X-55-42
5	Screw, slotted pan head machine	X-73-5
1	Hub, PTO drive	344231
1	Hub, PTO clutch drive	344232
1	Coupling, flexible	344239
1	Housing, power takeoff	334279
1	Guard, belt	344280
1	Guard, power takeoff	344302
1	Installation Instructions	TT-1085

Qty.	Description	Part No.
PTO Adapter Panel GM15267-KP1		
1	Installation Instructions	TT-1308
1	Door subassembly, sound shield, front (includes *)	GM19858
4	*Gusset, corner	344119
1	*Latch, sound shield	344145
2	*Insert, threaded, 1/4-20 in.	344484
2	*Pin, threaded, 1/4-20 x 1.18 in.	345283
1	*Door, front sound shield	GM19831
1	*Insulation, acoustic foam	GM19835
1	*Insulation, acoustic foam	GM25445
1	*Channel, U	X-6047-25
16	*Rivet, pop, .187 in. Rail subassembly, sound shield, front (includes **)	X-781-14 GM19860
2	**Clip, speed	297596
1	**Foam, acoustic insulation (Powertech)	GM14414
1	**Rail, front sound shield	GM19832
1	**Foam, acoustic insulation, 54 x 72 in.	GM25457

Parts List: Accessories, continued

Qty.	Description	Part No.
------	-------------	----------

Prealarm Sender Kits

Prealarm Senders		344201
1	Switch, temperature	240976
1	Switch, pressure	271425
1	Installation Instructions	TT-1091

Relay Kits, Basic Run

Relay, Run 12 Volt		273743
1	Relay	273705
2	Screw, slotted pan head machine	X-49-25
1	Diagram, interconnection	256876
1	Diagram, interconnection	328912
1	Installation Instructions	TT-700

Relay, Run 24 Volt		273744
1	Relay	273706
2	Screw, slotted pan head machine	X-49-26
1	Diagram, interconnection	328912
1	Diagram, interconnection	361476
1	Installation Instructions	TT-700

Remote Panel Kits

Remote Panel, 12 Volt (Standard Panel)		PA-344396
1	Installation Instructions	TT-1128
1	Decal, warning	249494
1	Panel assembly	A-344393
1	Cable tie, nylon	X-468-3
Includes all the following:		
1	Gauge, hourmeter	GM28814
1	Panel, control	344390
1	Harness, wiring, 35-65 kW	344391
1	Switch, rocker, 1-pole	344392

Remote Panel, 12 Volt (Plus Panel)		PA-344397
1	Installation Instructions	TT-1130
1	Decal, warning	249494
1	Panel assembly	A-344394
1	Cable tie, nylon	X-468-3
1	Sender, oil pressure	344538
1	Sender, water temperature	344539
Includes all the following:		
1	Harness, wiring	344548
1	Gauge, temperature	344035
1	Gauge, oil pressure	344036
1	Gauge, volt	344037
1	Gauge, hourmeter	GM28814
1	Switch, rocker, 1-pole	344392
1	Panel, control	344537

Remote Panel, 24 Volt (Standard Panel)		PA-344401
1	Installation Instructions	TT-1128
1	Decal, warning	249494
1	Cable tie, nylon	X-468-3
1	Panel assembly	A-344399
Includes all the following:		
1	Gauge, hourmeter	GM28814
1	Panel, control	344390
1	Harness, wiring, 35-65 kW	344391
1	Switch, rocker, 1-pole	344398

Qty.	Description	Part No.
------	-------------	----------

Remote Panel, 24 Volt (Plus Panel)		PA-344402
1	Installation Instructions	TT-1130
1	Decal, warning	249494
1	Sender, oil pressure	344538
1	Sender, water temperature	344539
1	Panel assembly	A-344400
Includes all the following:		
1	Panel, control	344030
1	Harness, wiring extension	344548
1	Gauge, temperature	344035
1	Gauge, oil pressure	344036
1	Panel, control	344537
1	Hourmeter	GM28814
1	Switch, rocker, 1-pole	344398
1	Gauge, volt	GM33131

Remote Panel, 12 Volt (Full Feature Panel)		PA-344406
1	Installation Instructions	TT-1131
1	Decal, warning	249494
1	Cable tie, nylon	X-468-3
2	Screw, cross recess round machine	X-51-11
2	Nut, flange whiz, 8-32	X-6210-4
1	Panel assembly	A-344404
Includes all the following:		
4	Screw, hex washer head, thread-cutting	X-6071-6
1	Switch, ammeter	X-6108-30
1	Voltmeter, 0-300/600 V, AC	282814
1	Lamp, 125 V, .33 W	291740
1	Meter, frequency, 45-65 Hz, AC	295069
1	Ammeter, 0-75/150 A, AC	295337
1	Gauge, temperature	344035
1	Gauge, oil pressure	344036
1	Gauge, volt	344037
1	Gauge, hourmeter	GM28814
1	Switch, rocker, 1-pole	344392
1	Panel, control	344408
1	Harness, wiring, extension	344409

Remote Panel, 24 Volt (Full Feature Panel)		PA-344407
1	Installation Instructions	TT-1131
1	Cable tie, nylon	X-468-3
2	Screw, cross recess round machine	X-51-11
2	Nut, flange whiz, 8-32	X-6210-4
1	Decal, warning	249494
3	Current transformer, 150:5, round	246886
1	Terminal block	266118
1	Sender, oil pressure	344538
1	Sender, water temperature	344539
1	Strip, marker	344553
1	Panel assembly	A-344405
Includes all the following:		
4	Screw, hex washer head, thread-cutting	X-6071-6
1	Switch, ammeter	X-6108-30
1	Voltmeter, 0-300/600 V, AC	282814
2	Lamp, 125 V, .33 W	291740
1	Meter, frequency, 45-65 Hz, AC	295069
1	Ammeter, 0-75/150 A, AC	295337
1	Gauge, temperature	344035
1	Gauge, oil pressure	344036
1	Gauge, volt	GM33131
1	Gauge, hourmeter	GM28814
1	Switch, rocker, 1-pole	344398
1	Panel, control	344408
1	Harness, wiring, extension	344409

Parts List: Accessories, continued

Qty.	Description	Part No.
Remote Panel, 12 Volt (Full Feature Panel) PA-344412		
1	Installation Instructions	TT-1131
1	Decal, warning	249494
1	Cable tie, nylon	X-468-3
2	Screw, cross recess round machine	X-51-11
2	Nut, flange whiz, 8-32	X-6210-4
3	Current transformer, 300:5, round	246889
1	Terminal block	266118
1	Sender, oil pressure	344538
1	Sender, water temperature	344539
1	Strip, marker	344553
1	Panel assembly	A-344410
	Includes all the following:	
4	Screw, hex washer head, thread-cutting	X-6071-6
1	Switch, ammeter	X-6108-30
1	Voltmeter, 0-300/600 V, AC	282814
1	Ammeter, 0-150/300 A, AC	282950
2	Lamp, 125 V, .33 W	291740
1	Meter, frequency, 45-65 Hz, AC	295069
1	Gauge, temperature	344035
1	Gauge, oil pressure	344036
1	Gauge, volt	344037
1	Gauge, hourmeter	GM28814
1	Switch, rocker, 1-pole	344392
1	Panel, control	344408
1	Harness, wiring, extension	344409
Remote Panel, 12 Volt (Full Feature Panel) PA-344413		
1	Installation Instructions	TT-1131
1	Cable tie, nylon	X-468-3
2	Screw, cross recess round machine	X-51-11
2	Nut, flange whiz, 8-32	X-6210-4
3	Current transformer, 300:5, round	246889
1	Sender, oil pressure	344538
1	Sender, water temperature	344539
1	Strip, marker	344553
1	Decal, warning	249494
1	Panel assembly	A-344411
	Includes all the following:	
4	Screw, hex washer head, thread-cutting	X-6071-6
1	Switch, ammeter	X-6108-30
1	Switch, ammeter	X-6108-30
1	Voltmeter, 0-300/600 V, AC	282814
1	Ammeter, 0-150/300 A, AC	282950
2	Lamp, 125 V, .33 W	291740
1	Meter, frequency, 45-65 Hz, AC	295069
1	Gauge, temperature	344035
1	Gauge, oil pressure	344036
1	Gauge, volt	GM33131
1	Gauge, hourmeter	GM28814
1	Switch, rocker, 1-pole	344398
1	Panel, control	344408
1	Harness, wiring, extension	344409
Remote Panel, DEC-3+ Annunciator PA-344432		
1	Installation Instruction	TT-1129
1	Panel assembly	A-344522
	Includes all the following:	
2	Washer, lock, .145 ID x .285 in. OD	X-22-47
4	Washer, plain, .203 ID x .438 in. OD	X-25-115
1	Bushing, 1.000 x 1.375 in. NPT	X-634-15
4	Screw, slotted flat countersunk machine	X-31-9
2	Screw, cross recess pan head machine	X-49-48
4	Nut, hex machine screw, 8-32	X-6234-8
4	Screw, slotted hex washer, thread-cutting	X-67-43
6	Screw, hex washer head, drill	X-794-2
1	Bracket, wall mounting	253346
1	Panel, front	253350
1	Decal, marker	258832
1	Decal, 16-light controller, 4.25 x 7.81	258834
1	Harness, wiring, engine, Cummins 6C	258890
1	Terminal block	258891
2	Bracket, mounting	293993
1	Harness, wiring, John Deere marine	336926
1	Panel, annunciator	344521

Qty.	Description	Part No.
Remote Panel, Full Feature Panel, 12V GM17007-KP1		
3	Current transformer, 400:5, round	248874
1	Terminal block	266118
1	Sender, oil pressure	344538
1	Sender, water temperature	344539
1	Strip, marker	344553
1	Panel assembly, control	GM17001
1	Remote start full	TT-1131
1	Cable tie, nylon, NRP	X-468-3
2	Screw, cross recess round machine	X-51-11
2	Nut, flange whiz, 8-32	X-6210-4
Remote Panel, Full Feature Panel, 24V GM17008-KP1		
3	Current transformer, 400:5, round	248874
1	Terminal block	266118
1	Sender, oil pressure	344538
1	Sender, water temperature	344539
1	Strip, marker	344553
1	Panel assembly, control	GM17004
1	Remote start full	TT-1131
1	Cable tie, nylon	X-468-3
2	Screw, cross recess round machine	X-51-11
2	Nut, flange whiz, 8-32	X-6210-4
Full Feature Panel, 12 V GM16681-KP1		
3	Current transformer, 500:5, round	248875
1	Terminal block	266118
1	Sender, oil pressure	344538
1	Sender, water temperature	344539
1	Strip, marker	344553
1	Installation Instructions	TT-1131
1	Cable tie, nylon	X-468-3
2	Screw, cross recess round machine	X-51-11
2	Nut, flange whiz, 8-32	X-6210-4
1	Panel assembly, control (includes *)	GM17002
1	*Voltmeter, 0-300/600 V, AC	282814
1	*Ammeter, 0-250/500 A, AC	282955
2	*Lamp, 125 V, .33 W	291740
1	*Meter, frequency, 45-65 Hz, AC	295069
1	*Gauge, temperature	344035
1	*Gauge, oil pressure	344036
1	*Gauge, volt	344037
1	*Gauge, hourmeter	GM28814
1	*Switch, rocker, 1-pole	344392
1	*Panel, control	344408
1	*Wiring harness, extension	344409
4	*Screw, hex washer head, thread-cutting	X-6071-6
1	*Switch, ammeter	X-6108-30
Full Feature Panel, 24 V GM16682-KP1		
3	Current transformer, 500:5, round	248875
1	Terminal block	266118
1	Sender, oil pressure	344538
1	Sender, water temperature	344539
1	Strip, marker	344553
1	Installation Instructions	TT-1131
1	Cable tie, nylon	X-468-3
2	Screw, cross recess round machine	X-51-11
2	Nut, flange whiz, 8-32	X-6210-4
1	Panel assembly, control (includes *)	GM17005
1	*Voltmeter, 0-300/600 V, AC	282814
1	*Ammeter, 0-250/500 A, AC	282955
2	*Lamp, 125 V, .33 W	291740
1	*Meter, frequency, 45-65 Hz, AC	295069
1	*Gauge, temperature	344035
1	*Gauge, oil pressure	344036
1	*Gauge, hourmeter	GM28814
1	*Switch, rocker, 1-pole	344398
1	*Panel, control	344408
1	*Wiring harness, extension	344409
1	*Gauge, volt	GM33131
4	*Screw, hex washer head, thread-cutting	X-6071-6
1	*Switch, ammeter	X-6108-30

Parts List: Accessories, continued

Qty.	Description	Part No.
Full Feature Panel, 12 V		
3	Current transformer, 600:5, round	248876
1	Terminal block	266118
1	Sender, oil pressure	344538
1	Sender, water temperature	344539
1	Strip, marker	344553
1	Installation Instructions	TT-1131
1	Cable tie, nylon	X-468-3
2	Screw, cross recess round machine	X-51-11
2	Nut, flange whiz, 8-32	X-6210-4
	Panel assembly, control (includes *)	GM17003
1	*Voltmeter, 0-300/600 V, AC	282814
2	*Lamp, 125 V, .33 W	291740
1	*Meter, frequency, 45-65 Hz, AC	295069
1	*Ammeter, 0-300/600 A, AC	295339
1	*Gauge, temperature	344035
1	*Gauge, oil pressure	344036
1	*Gauge, volt	344037
1	*Gauge, hourmeter	GM28814
1	*Switch, rocker, 1-pole	344392
1	*Panel, control	344408
1	*Wiring harness, extension	344409
4	*Screw, hex washer head, thread-cutting	X-6071-6
1	*Switch, ammeter	X-6108-30
Full Feature Panel, 24 V		
3	Current transformer, 600:5, round	248876
1	Terminal block	266118
1	Sender, oil pressure	344538
1	Sender, water temperature	344539
1	Strip, marker	344553
1	Installation Instructions	TT-1131
1	Cable tie, nylon	X-468-3
2	Screw, cross recess round machine	X-51-11
2	Nut, flange whiz, 8-32	X-6210-4
	Panel assembly, control (includes *)	GM17006
1	*Voltmeter, 0-300/600 V, AC	282814
2	*Lamp, 125 V, .33 W	291740
1	*Meter, frequency, 45-65 Hz, AC	295069
1	*Ammeter, 0-300/600 A, AC	295339
1	*Gauge, temperature	344035
1	*Gauge, oil pressure	344036
1	*Gauge, hourmeter	GM28814
1	*Switch, rocker, 1-pole	344398
1	*Panel, control	344408
1	*Wiring harness, extension	344409
1	*Gauge, volt	GM33131
4	*Screw, hex washer head, thread-cutting	X-6071-6
1	*Switch, ammeter	X-6108-30
Plus Panel, 12 V		
1	Panel assembly, control	A-344394
1	Gauge, water temperature	344035
1	Gauge, oil pressure	344036
1	Gauge, volt	344037
1	Switch, rocker, 1-pole	344392
1	Panel, control	344537
1	Wiring harness, extension	344548
1	Gauge, engine hours	GM28392
1	Bulb, light	GM28394
2	Nut, hex	M934-04-B
1	TT Rmt Start/Plus Panel, 30-150 kW Marine	TT-1130
1	Sender, oil pressure	GM51459
1	Sender, water temperature	GM50536
1	Fitting, 45 deg. street elbow	267428

Qty.	Description	Part No.
Plus Panel, 24 V		
1	Panel assembly, control	A-344400
1	Gauge, water temperature	344035
1	Gauge, oil pressure	344036
1	Voltmeter, 24 V	GM32617
1	Switch, rocker, 1-pole	344398
1	Panel, control	344537
1	Wiring harness, extension	344548
1	Gauge, engine hours	GM28392
1	Bezel, gauge	GM28393
2	Bulb, light	GM28602
2	Bulb, light	GM28614
2	Nut, hex	M934-04-B
1	TT Rmt Start/Plus Panel, 30-150 kW Marine	TT-1130
1	Sender, oil pressure	GM51459
1	Sender, water temperature	GM50536
1	Fitting, 45 deg. street elbow	267428
Siphon Break Kits		
Siphon Break		
1	Valve, Siphon Break	PA-344160
1	Installation Instruction	TT-1268
Siphon Break Hose Connection		
1	Valve, siphon break	GM15268-KP1
2	Connector, hose, 90 deg. nylon elbow	344160
1	Hose, molded seawater, 38.1 mm ID	GM15467
1	Hose, molded seawater, 31.8 mm ID	GM15498
1	Installation Instructions	GM15499
2	Grommet, round	TT-1184
2	Clamp, hose, 1.31/2.25 in.	X-284-4
		X-426-4
Siphon Break Hose Connection		
1	Valve, siphon break, 1.50 in. hose	GM15268-KP2
2	Connector, hose, 90 deg elbow, nylon	344160
2	Grommet, round	GM15467
1	Hose, seawater, 1.50 in. ID	X-284-4
1	Hose, molded seawater, 31.8mm ID	GM26171
2	Clamp, hose, 1.31/2.25 in.	GM15499
1	Installation Instructions	X-426-4
		TT-1184
Siphon Break Hose Connection		
1	Valve, siphon break	GM15466-KP1
2	Connector, hose, 90 deg. nylon elbow	344160
1	Hose, molded seawater, 38.1 mm ID	GM15467
1	Hose, molded seawater, 38.1 mm ID	GM15468
1	Installation Instructions	GM15469
2	Grommet, round	TT-1184
2	Clamp, hose, 1.31/2.25 in.	X-284-4
		X-426-4
Siphon Break Hose Connection		
1	Valve, siphon break, 1.50 in. hose	GM15466-KP2
2	Connector, hose, 90 deg elbow, nylon	344160
2	Grommet, round	GM15467
1	Hose, seawater, 1.50 in. ID	X-284-4
1	Hose, molded seawater, 38.1mm ID	GM26170
2	Clamp, hose, 1.31/2.25 in.	GM15469
1	Installation Instructions	X-426-4
		TT-1184
Siphon Break Hose Connection		
1	Valve, siphon break	GM16679-KP1
2	Connector, hose, 90 deg. PVC elbow	344160
1	Hose, molded seawater, 31.8 mm ID	344695
2	Connector, hose	GM16994
1	Installation Instructions	GM17096
1	Hose, radiator, straight, 1.25 in. ID	TT-1184
2	Grommet, round	X-272-29
2	Clamp, hose, .81/1.75 in.	X-284-2
		X-426-8

Skid Base and Mounting Systems

See group 109 for parts lists.

Parts List: Accessories, continued

Qty.	Description	Part No.
Sound Shield Kits		
Sound Shield, 35COZ/30CFOZ 344202		
1	Installation Instructions	TT-1147
1	Air cleaner	A-344385
1	Decal	GM10148
16	Bolt, hex cap	X-125-48
24	Washer, plain, .203 ID x .438 in. OD	X-25-115
4	Washer, plain, .39 ID x 1 OD x .065 ID	X-25-138
12	Washer, plain, .344 ID x .75 in. OD	X-25-139
6	Washer, plain, .281 ID x .625 in. OD	X-25-142
1	Grommet, round	X-284-30
1	Plug, button (D)	X-301-38
1	Clamp, hose, 2.31/3.25 in.	X-426-2
2	Clamp, hose, .81/1.75 in.	X-426-8
6	Bolt, hex cap	X-465-24
1	Hose, radiator, straight, 3.5 in. ID	X-6014-87
1	Channel, U	X-6047-19
1	Channel, U	X-6047-21
1	Channel, U	X-6047-7
4	Nut, hex, 5/16-18	X-6234-2
4	Nut, hex, 3/8-16	X-6234-7
1	Decal, NRP	X-6348-2
10	Screw, cross recess pan head machine	X-73-33
1	Connector, hose + vibra seal	X-751-3
140	Rivet, pop, .187 in.	X-781-14
10	Washer, fiber, .25 ID x .71 in. OD	222889
1	Clamp, hose, 2.06/3 in.	250081
2	Clamp, hose, 3.75/4.06 in.	291537
10	Clip, speed	297596
1	Decal, caution-not a step	343165
1	Door, sound shield, RS	344108
1	Roof, sound shield	344110
1	Door, sound shield, front	344112
1	Door, sound shield, LS	344113
1	Door, sound shield, alternator	344114
1	End cap, skid, rear	344116
1	Door, sound shield, rear	344117
1	Brace, door	344118
10	Gusset, corner	344119
1	Brace, door	344120
1	Brace, door	344121
1	End cap, skid, front	344124
4	Panel, access	344125
2	Rail, sound shield	344130
2	Rail, sound shield	344132
3	Rail, sound shield	344133
2	Rail, sound shield	344135
2	Rail, sound shield	344136
6	Connector, outside corner	344137
2	Connector, inside corner	344138
1	Frame, air duct	344140
8	Latch, sound shield	344145
12	Clip, spring	344146
1	Hose, molded seawater, 1.25 in. ID	344149
2	Rail, sound shield	344156
2	Door, sound shield, alternator	344194
1	Insulation, acoustic foam	344195
1	Roof, sound shield, alternator	344196
12	Bracket, door locating	344366
1	Duct, air intake	344378
1	Duct, air intake	344381
1	Hose, molded air intake, 2.00 in. ID	344382
1	Decal, warning	344436
6	Insert, threaded, 1/4-20 in.	344484
1	Fitting, elbow, exhaust	344488
1	Support, sound shield	344602
1	Support, sound shield	344629
12	Insert, threaded, 5/16-18 in.	344634
18	Bracket, corner rail	344635
2	Bracket, corner rail	344636
1	Decal, fuel inlet	359278
1	Decal, fuel return	359279

Qty.	Description	Part No.
Sound Shield, 50COZ/40CFOZ 344203		
1	Installation Instructions	TT-1150
1	Air cleaner	A-344386
1	Decal	GM10148
16	Bolt, hex cap	X-125-48
24	Washer, plain, .203 ID x .438 in. OD	X-25-115
4	Washer, plain, .39 ID x 1 OD x .065 ID	X-25-138
12	Washer, plain, .344 ID x .75 in. OD	X-25-139
8	Washer, plain, .281 ID x .625 in. OD	X-25-142
1	Grommet, round	X-284-16
1	Plug, button (D)	X-301-38
2	Clamp, hose, 2.31/3.25 in.	X-426-2
2	Clamp, hose, .81/1.75 in.	X-426-8
8	Bolt, hex cap	X-465-24
1	Channel, U	X-6047-17
1	Channel, U	X-6047-18
2	Nut, hex, 1/4-20	X-6234-1
4	Nut, hex, 5/16-18	X-6234-2
4	Nut, hex, 3/8-16	X-6234-7
1	Decal	X-6348-2
10	Screw, cross recess pan head machine	X-73-33
1	Plug, pipe, 1/2 in. NPTF	X-75-3
1	Connector, hose + vibra seal	X-751-3
148	Rivet, pop, .187 in.	X-781-14
10	Washer, fiber, .25 ID x .71 in. OD	222889
10	Clip, speed	297596
1	Decal, caution-not a step	343165
1	Door, sound shield, RS	344108
1	Roof, sound shield	344110
1	Door, sound shield, LS	344111
1	Door, sound shield, front	344112
3	Door, sound shield, alternator	344114
1	Door, sound shield, upper	344115
1	Brace, door	344118
10	Gusset, corner	344119
1	Brace, door	344120
1	Brace, door	344121
1	End cap, skid, front	344124
4	Panel, access	344125
1	Door, sound shield, rear	344126
2	Rail, sound shield	344130
2	Rail, sound shield	344131
2	Rail, sound shield	344132
3	Rail, sound shield	344133
2	Rail, sound shield	344135
2	Rail, sound shield	344136
6	Connector, outside corner	344137
2	Connector, inside corner	344138
1	Frame, air duct	344142
8	Latch, sound shield	344145
12	Clip, spring	344146
1	Hose, molded seawater, 1.25 in. ID	344149
14	Bracket, door locating	344366
1	Insulation, acoustic foam	344376
1	Duct, air intake	344381
1	Hose, molded air intake, 2.50 in. ID	344383
1	Insulation, exhaust blanket	344384
1	End cap, skid, rear	344387
1	Duct, air intake	344395
1	Decal, warning	344436
6	Insert, threaded, 1/4-20 in.	344484
1	Support, sound shield	344602
1	Support, sound shield	344629
12	Insert, threaded, 5/16-18 in.	344634
18	Bracket, corner rail	344635
2	Bracket, corner rail	344636
1	Panel	344637
1	Decal, fuel inlet	359278
1	Decal, fuel return	359279

Parts List: Accessories, continued

Qty.	Description	Part No.
Sound Shield, 65COZ/50CFOZ		
		344204
1	Installation Instructions	TT-1151
1	Air cleaner	A-344386
1	Decal	GM10148
16	Bolt, hex cap	X-125-48
24	Washer, plain, .203 ID x .438 in. OD	X-25-115
4	Washer, plain, .39 ID x 1 OD x .065 ID	X-25-138
12	Washer, plain, .344 ID x .75 in. OD	X-25-139
8	Washer, plain, .281 ID x .625 in. OD	X-25-142
1	Grommet, round	X-284-16
1	Plug, button (D)	X-301-38
2	Clamp, hose, 2.31/3.25 in.	X-426-2
2	Clamp, hose, .81/1.75 in.	X-426-8
8	Bolt, hex cap	X-465-24
1	Channel, U	X-6047-17
1	Channel, U	X-6047-18
2	Nut, hex, 1/4-20	X-6234-1
4	Nut, hex, 5/16-18	X-6234-2
4	Nut, hex, 3/8-16	X-6234-7
1	Decal, NRP	X-6348-2
10	Screw, cross recess pan head machine	X-73-33
1	Plug, pipe, 1/2 in. NPTF	X-75-3
1	Connector, hose + vibra seal	X-751-3
148	Rivet, pop, .187 in.	X-781-12
10	Washer, fiber, .25 ID x .71 in. OD	222889
10	Clip, speed	297596
1	Decal, caution-not a step	343165
1	Door, sound shield, RS	344108
1	Roof, sound shield	344110
1	Door, sound shield, front	344112
1	Door, sound shield, alternator	344114
1	Brace, door	344118
10	Gusset, corner	344119
1	Brace, door	344120
1	Brace, door	344121
1	End cap, skid, front	344124
4	Panel, access	344125
1	Door, sound shield, rear	344126
2	Rail, sound shield	344130
2	Rail, sound shield	344132
3	Rail, sound shield	344133
2	Rail, sound shield	344134
2	Rail, sound shield	344135
2	Rail, sound shield	344136
6	Connector, outside corner	344137
2	Connector, inside corner	344138
2	Door, sound shield, alternator	344139
1	Roof, sound shield	344141
1	Frame, air duct	344142
1	Door, sound shield, LS	344143
8	Latch, sound shield	344145
12	Clip, spring	344146
1	Hose, molded seawater, 1.25 in. ID	344149
14	Bracket, door locating	344366
1	Insulation, acoustic foam	344377
1	Duct, air intake	344379
1	Duct, air intake	344381
1	Hose, molded air intake, 2.50 in. ID	344383
1	Insulation, exhaust blanket	344384
1	End cap, skid, rear	344387
1	Decal, warning	344436
6	Insert, threaded, 1/4-20 in.	344484
1	Support, sound shield	344602
1	Support, sound shield	344629
12	Insert, threaded, 5/16-18 in.	344634
18	Bracket, corner rail	344635
2	Bracket, corner rail	344636
1	Panel, sound shield	344638
1	Decal, fuel inlet	359278
1	Decal, fuel return	359279

Qty.	Description	Part No.
Sound Shield, 40EOZ		
1	Installation Instructions	TT-1288
10	Washer, fiber, 0.25 x 0.71 x 0.032 in.	222889
2	Clamp, hose, 3.75/4.06 in.	291537
12	Clip, speed	297596
2	Rail, extruded, 4.79 in.	344130
6	Connector, outside corner	GM15486
2	Connector, inside corner	GM15487
2	Rail, extruded, 14.45 in.	344156
1	Fuel line, flexible, 37.0 in.	344205
1	Fuel line, flexible, 32.0 in.	344206
1	Fitting, elbow exhaust, 12.63 in.	344488
5	Insulation, acoustic, 72 x 3.25 in.	359584
1	Decal, caution hot engine	249809
1	Foam, PVC seal tape, 2.16 ft.	19010 08118
3	Rail, extruded, 24.7 in.	GM14394
1	Support, sound shield RH service side, 22.8 in.	GM14438
1	Support, sound shield LH nonservice side, 22.8 in.	GM14439
2	Rail, extruded, 26.09 in.	GM14442
2	Rail, extruded, 37.86 in.	GM14443
2	Rail, extruded, 35.81 in.	GM14444
1	Rail, generator end, 26.2 x 5.9 in.	GM14448
1	Base, 65.6 x 30.2 in.	GM15290
1	Insulation, acoustic, 56.2 x 5.4 in.	GM15322
1	Insulation, acoustic, 56.2 x 5.4 in.	GM15326
1	Door, engine end, 25.9 x 30.6 in.	GM15377
1	Door, generator end, 25.9 x 20.9 in.	GM15378
1	Door, generator service side, 19.3 x 20.9 in.	GM15379
1	Door, generator nonservice side, 19.3 x 20.9 in.	GM15380
1	Door, RH service side, 39.7 x 30.6 in.	GM15385
1	Roof, engine, 39.7 x 25.9 in.	GM15386
1	Door, LH nonservice side, 39.7 x 30.6 in.	GM15394
1	Roof, generator, 16 x 25.9 in.	GM15412
1	Duct, air intake, 24.4 x 23.8 in.	GM15415
1	Rail, engine end, 26.2 x 5.9 in.	GM15434
1	Door, 25.9 x 7.7 in.	GM15435
2	Panel, access, 6.66 in. diameter	GM15463
4	Nut, hex, 8 mm	M6923-08-80
4	Screw, M8 x 20 mm	M933-08020-60
4	Bolt, hex cap, 5/16-18 x 0.75 in.	X-125-48
4	Washer, plain, 0.344 x 0.75 in.	X-25-139
6	Washer, plain, 0.281 x 0.625 in.	X-25-142
4	Washer, plain, 0.406 x 0.812 in.	X-25-37
2	Fitting, half union, 7/16-20, 1/4 NPTF	X-296-11
1	Elbow, 90 deg., 7/16-20, 1/4	X-447-7
6	Bolt, hex cap, 1/4-20 x 0.625	X-465-24
1	Hose, 3.5 in. ID x 20.0 in.	X-6014-87
1	Channel, U, 41.3 in.	X-6047-38
1	Channel, U, 55.5 in.	X-6047-39
4	Bolt, hex cap, 3/8-16 x 0.875 in.	X-6238-3
1	Fitting, straight union	X-695-2
10	Screw, PHM, 1/4-20	X-73-33
1	Plug, pipe, 1/2 in. NPTF	X-75-56
44	Rivet, pop, 0.187 in.	X-794-5

Parts List: Accessories, continued

Qty.	Description	Part No.
Sound Shield, 50EOZ		
		GM14383-KP1
1	Installation Instructions	TT-1289
10	Washer, fiber, 0.25 x 0.71 x 0.032 in.	222889
12	Clip, speed	297596
2	Rail, extruded, 4.79 in.	344130
6	Connector, outside corner	GM15486
2	Connector, inside corner	GM15487
2	Rail, extruded, 19.2 in.	344131
1	Fuel line, flexible, 37.0 in.	344205
1	Fuel line, flexible, 32.0 in.	344206
1	Decal, caution hot engine	249809
5	Insulation, acoustic, 72 x 3.25 in.	359584
1	Foam, PVC seal tape, 2.16 ft.	19010 08118
3	Rail, extruded, 24.7 in.	GM14394
1	Support, sound shield RH service side, 22.8 in.	GM14438
1	Support, sound shield LH nonservice side, 22.8 in.	GM14439
2	Rail, extruded, 26.09 in.	GM14442
2	Rail, extruded, 37.86 in.	GM14443
2	Rail, extruded, 35.81 in.	GM14444
1	Rail, generator end, 26.2 x 5.9 in.	GM14448
1	Base, 70.4 x 30.2 in.	GM15297
1	Insulation, acoustic, 60.9 x 5.35 in.	GM14415
1	Insulation, acoustic, 60.9 x 5.35 in.	GM14421
1	Door, engine end, 25.9 x 30.6 in.	GM15377
1	Door, generator end, 25.9 x 20.9 in.	GM15378
1	Door, service side, 24 x 20.9 in.	GM15381
1	Door, nonservice side, 24 x 20.9 in.	GM15382
1	Door, RH service side, 39.7 x 30.6 in.	GM15385
1	Roof, engine, 39.7 x 25.9 in.	GM15386
1	Door, LH nonservice side, 30.6 x 30.6 in.	GM15395
1	Roof, generator, 20.75 x 25.94 in.	GM15413
1	Duct, air intake, 24.37 x 23.82 in.	GM15416
1	Rail, engine end, 26.2 x 5.9 in.	GM15434
1	Door, 25.9 x 7.7 in.	GM15435
2	Panel, access, 6.66 in. diameter	GM15463
4	Nut, hex, 8 mm	M6923-08-80
4	Screw, M8 x 20 mm	M933-08020-60
4	Bolt, hex cap, 5/16-18 x 0.75 in.	X-125-48
4	Washer, plain, 0.344 x 0.75 in.	X-25-139
8	Washer, plain, 0.281 x 0.625 in.	X-25-142
4	Washer, plain, 0.406 x 0.812 in.	X-25-37
2	Fitting, half union, 7/16-20, 1/4 NPTF	X-296-11
1	Elbow, 90 deg., 7/16-20, 1/4	X-447-7
8	Bolt, hex cap, 1/4-20 x 0.625	X-465-24
1	Channel, U, 41.3 in.	X-6047-38
1	Channel, U, 55.5 in.	X-6047-39
4	Bolt, hex cap, 3/8-16 x 0.875 in.	X-6238-3
1	Fitting, straight union	X-695-2
10	Screw, PHM, 1/4-20	X-73-33
1	Plug, pipe, 1/2 in. NPTF	X-75-56
4	Rivet, pop, 0.187 in.	X-781-14
1	Panel, exhaust, 30.6 x 8.94 in.	GM15436
1	Elbow, wet exhaust	344175
1	Insulation, exhaust blanket	344384
44	Screw, drill #8	X-794-5

Qty.	Description	Part No.
Sound Shield, 65EOZ		
		GM14384-KP1
1	Installation Instructions	TT-1290
10	Washer, fiber, 0.25 x 0.71 x 0.032 in.	222889
12	Clip, speed	297596
2	Rail, extruded, 4.79 in.	344130
6	Connector, outside corner	GM15486
2	Connector, inside corner	GM15487
2	Rail, extruded, 22.5 in.	344134
1	Fuel line, flexible, 37.0 in.	344205
1	Fuel line, flexible, 32.0 in.	344206
1	Decal, caution hot engine	249809
5	Insulation, acoustic, 72 x 3.25 in.	359584
1	Foam, PVC seal tape, 2.16 ft.	19010 08118
3	Rail, extruded, 24.7 in.	GM14394
1	Support, sound shield RH service side, 22.8 in.	GM14438
1	Support, sound shield LH nonservice side, 22.8 in.	GM14439
2	Rail, extruded, 26.09 in.	GM14442
2	Rail, extruded, 37.86 in.	GM14443
2	Rail, extruded, 35.81 in.	GM14444
1	Rail, generator end, 26.2 x 5.9 in.	GM14448
1	Base, 73.6 x 30.2 in.	GM15298
1	Insulation, acoustic, 64.2 x 5.4 in.	GM15309
1	Insulation, acoustic, 64.2 x 5.4 in.	GM15314
1	Door, engine end, 25.9 x 30.6 in.	GM15377
1	Door, generator end, 25.9 x 20.9 in.	GM15378
1	Door, generator service side, 27.3 x 20.9 in.	GM15383
1	Door, generator nonservice side, 27.3 x 20.9 in.	GM15384
1	Door, RH service side, 39.7 x 30.6 in.	GM15385
1	Roof, engine, 39.7 x 25.9 in.	GM15386
1	Door, LH nonservice side, 30.6 x 30.6 in.	GM15395
1	Roof, generator, 24 x 25.9 in.	GM15414
1	Duct, air intake, 24.4 x 23.9 in.	GM15417
1	Rail, engine end, 26.2 x 5.9 in.	GM15434
1	Door, 25.9 x 7.7 in.	GM15435
2	Panel, access, 6.66 in. diameter	GM15463
4	Nut, hex, 8 mm	M6923-08-80
4	Screw, M8 x 20 mm	M933-08020-60
4	Bolt, hex cap, 5/16-18 x 0.75 in.	X-125-48
4	Washer, plain, 0.344 x 0.75 in.	X-25-139
8	Washer, plain, 0.281 x 0.625 in.	X-25-142
4	Washer, plain, 0.406 x 0.812 in.	X-25-37
2	Fitting, half union, 7/16-20, 1/4 NPTF	X-296-11
1	Elbow, 90 deg., 7/16-20, 1/4	X-447-7
8	Bolt, hex cap, 1/4-20 x 0.625	X-465-24
1	Channel, U, 41.3 in.	X-6047-38
1	Channel, U, 55.5 in.	X-6047-39
4	Bolt, hex cap, 3/8-16 x 0.875 in.	X-6238-3
1	Fitting, straight union	X-695-2
10	Screw, PHM, 1/4-20	X-73-33
1	Plug, pipe, 1/2 in. NPTF	X-75-56
4	Rivet, pop, 0.187 in.	X-781-14
1	Panel, exhaust, 30.6 x 8.94 in.	GM15436
1	Elbow, wet exhaust	344175
1	Insulation, exhaust blanket	344384
44	Screw, drill, #8 stainless steel	X-794-5

Parts List: Accessories, continued

Qty.	Description	Part No.
Sound Shield, 125/150EOZ		
		GM16678-KP1
1	Installation Instructions	TT-1292
10	Washer, fiber, 0.25 x 0.71 x 0.032 in.	222889
12	Clip, speed	297596
2	Rail, extruded, 4.79 in.	344130
6	Connector, outside corner	GM15486
2	Connector, inside corner	GM15487
2	Rail, extruded, 26.28 in.	GM16733
1	Fuel line, flexible, 37.0 in.	344205
1	Fuel line, flexible, 32.0 in.	GM16960
1	Decal, caution hot engine	249809
6	Insulation, acoustic, 72 x 3.25 in.	359584
1	Foam, PVC seal tape, 2.3 ft.	19010 08118
3	Rail, extruded, 26.4 in.	GM16736
1	Support, sound shield RH service side, 26.4 x 1.5 in.	GM16741
1	Support, sound shield LH nonservice side, 26.4 x 1.5 in.	GM16742
2	Rail, extruded, 29.72 in.	GM16732
1	Rail, extruded, 56.86 in.	GM16734
1	Rail, extruded, 56.86 in.	GM16751
2	Rail, extruded, 39.45 in.	GM16735
1	Rail, generator end, 27.9 x 1.4 in.	GM16746
1	Base, 96.5 x 31.9 in.	GM16724
1	Insulation, acoustic, 34.7 x 4.3 in.	GM16839
1	Insulation, acoustic, 35.8 x 4.3 in.	GM16859
1	Door, engine end, 27.6 x 34.2 in.	GM16911
1	Door, generator end, 27.6 x 24.5 in.	GM16912
1	Door, generator service side, 31.1 x 24.5 in.	GM16913
1	Door, generator nonservice side, 31.1 x 24.5 in.	GM16914
1	Door, right service side, 26.8 x 34.2 in.	GM16915
1	Door, left service side, 26.8 x 34.2 in.	GM16916
1	Roof, engine, 58.7 x 27.6 in.	GM16918
1	Door, LH nonservice side, 47.5 x 34.2 in.	GM16917
1	Roof, generator, 27.8 x 27.6 in.	GM16919
1	Duct, air intake, 24.9 x 27.5 in.	GM16920
1	Rail, engine end, 27.9 x 5.9 in.	GM16921
1	Door, 27.6 x 7.8 in.	GM16922
1	Panel, access, 6.66 in. diameter	GM15463
4	Nut, hex, 8 mm	M6923-08-80
4	Screw, M8 x 20 mm	M933-08020-60
4	Bolt, hex cap, 5/16-18 x 0.75 in.	X-125-48
4	Washer, plain, 0.344 x 0.75 in.	X-25-139
10	Washer, plain, 0.281 x 0.625 in.	X-25-142
6	Washer, plain, 0.406 x 0.812 in.	X-25-37
1	Fitting, half union, 7/16-20, 1/4 NPTF	X-296-11
1	Fitting, half union, 1/2-20 x 3/8	X-296-14
10	Bolt, hex cap, 1/4-20 x 0.625	X-465-24
1	Channel, U, 51.5 in.	X-6047-19
1	Channel, U, 59 in.	X-6047-40
6	Bolt, hex cap, 3/8-16 x 0.875 in.	X-6238-3
1	Fitting, straight union	X-695-2
10	Screw, PHM, 1/4-20	X-73-33
1	Plug, pipe, 1/2 in. NPTF	X-75-56
4	Rivet, pop, 0.187 in.	X-781-14
1	Panel, exhaust nonservice side, 34.3 x 11.0 in.	GM16923
1	Elbow, wet exhaust	GM16652
1	Insulation, exhaust blanket	344384
1	Panel, service side, 34.3 x 4.8 in.	GM16924
1	Insulation, acoustic, 44.3 x 4.3 in.	GM16840
1	Insulation, acoustic, 44.3 x 4.3 in.	GM16845
1	Fitting, half union, 1/2-20 x 1/4	X-296-6
44	Screw, drill #8 stainless steel	X-794-5

Qty.	Description	Part No.
Sound Shield, 80/99EOZ		
		GM17039-KP1
1	Installation Instructions	TT-1291
10	Washer, fiber, 0.25 x 0.71 x 0.032 in.	222889
12	Clip, speed	297596
2	Rail, extruded, 4.79 in.	344130
6	Connector, outside corner	GM15486
2	Connector, inside corner	GM15487
2	Rail, extruded, 22.5 in.	344134
1	Fuel line, flexible, 37.0 in.	344205
1	Fuel line, flexible, 32.0 in.	344206
1	Decal, caution hot engine	249809
5	Insulation, acoustic, 72 x 3.25 in.	359584
1	Foam, PVC seal tape, 2.3 ft.	19010 08118
3	Rail, extruded, 26.4 in.	GM16736
1	Support, sound shield RH service side, 22.8 in.	GM14438
1	Support, sound shield LH nonservice side, 22.8 in.	GM14439
2	Rail, extruded, 26.09 in.	GM14442
1	Rail, extruded, 48 in.	GM17285
1	Rail, extruded, 48 in.	GM17286
2	Rail, extruded, 35.81 in.	GM14444
1	Rail, generator end, 27.9 x 1.4 in.	GM16746
1	Base, 83.7 x 31.9 in.	GM17284
1	Insulation, acoustic, 25.8 x 4.1 in.	GM17315
1	Insulation, acoustic, 27.7 x 4.1 in.	GM17316
1	Door, engine end, 27.6 x 30.6 in.	GM17305
1	Door, generator end, 27.6 x 30.6 in.	GM17306
1	Door, generator service side, 27.3 x 20.9 in.	GM15383
1	Door, generator nonservice side, 27.3 x 20.9 in.	GM15384
1	Door, right service side, 22.4 x 30.6 in.	GM17307
1	Door, left service side, 22.4 x 30.6 in.	GM17354
1	Roof, engine, 49.8 x 27.6 in.	GM17308
1	Door, LH nonservice side, 40.6 x 30.6 in.	GM17309
1	Roof, generator, 24 x 27.6 in.	GM17310
1	Duct, air intake, 24.9 x 25.2 in.	GM17311
1	Rail, engine end, 27.9 x 5.9 in.	GM16921
1	Door, 27.6 x 7.8 in.	GM17312
2	Panel, access, 6.66 in. diameter	GM15463
4	Nut, hex, 8 mm	M6923-08-80
4	Screw, M8 x 20 mm	M933-08020-60
4	Bolt, hex cap, 5/16-18 x 0.75 in.	X-125-48
4	Washer, plain, 0.344 x 0.75 in.	X-25-139
10	Washer, plain, 0.281 x 0.625 in.	X-25-142
4	Washer, plain, 0.406 x 0.812 in.	X-25-37
2	Fitting, half union, 7/16-20, 1/4 NPTF	X-296-11
1	Elbow, 90 deg., 7/16-20, 1/4	X-447-7
10	Bolt, hex cap, 1/4-20 x 0.625	X-465-24
1	Channel, U, 60.4 in.	X-6047-29
1	Channel, U, 59 in.	X-6047-40
4	Bolt, hex cap, 3/8-16 x 0.875 in.	X-6238-3
1	Fitting, straight union	X-695-2
10	Screw, PHM, 1/4-20	X-73-33
1	Plug, pipe, 1/2 in. NPTF	X-75-56
4	Rivet, pop, 0.187 in.	X-781-14
1	Panel, exhaust nonservice side, 30.6 x 8.9 in.	GM17313
1	Elbow, wet exhaust	344175
1	Insulation, exhaust blanket	344384
1	Panel, service side, 30.6 x 4.8 in.	GM17314
1	Insulation, acoustic, 46.3 x 5.4 in.	GM17317
1	Insulation, acoustic, 46.3 x 5.4 in.	GM17318
44	Screw, drill #8 stainless steel	X-794-5

Parts List: Accessories, continued

Qty.	Description	Part No.
Sound Shield Option Kits		
Sound Shield Option, Wet Exhaust Elbow 344291		
1	Elbow, wet exhaust	344175
Sound Shield Option, Wet Exhaust Elbow 344419		
1	Plug, pipe, 1-1/4 in. NPTF	X-75-15
1	Elbow, dry exhaust	344418
Sound Shield (Reduced Noise) GM25436-KP1		
4	Bolt, hex cap	X-125-48
12	Washer, plain, .203 ID x .438 in. OD	X-25-115
4	Washer, plain, .344 ID x .75 in. OD	X-25-139
8	Washer, plain, .281 ID x .625 in. OD	X-25-142
1	Grommet, round	X-284-31
8	Bolt, hex cap	X-465-24
1	Decal	X-6348-2
10	Screw, cross recess pan head machine	X-73-33
1	Plug, pipe, 1/2 in. NPTF, white nylon	X-75-56
114	Rivet, pop, .187 in.	X-781-14
10	Washer, fiber, .25 ID x .71 in. OD	222889
18	Clip, speed	297596
1	Decal, caution-not a step	343165
2	Panel, access	344125
6	Connector, outside corner	GM15486
2	Connector, inside corner	GM15487
8	Latch, sound shield	344145
6	Clip, spring	344146
1	Insulating blanket, exhaust (JD 50-65)	344384
1	Decal, warning fire port	GM10148
14	Insert, threaded, 1/4-20 in.	344484
1	Support, sound shield, RH	GM14438
1	Support, sound shield, LH	GM14439
1	Elbow, wet exhaust	344175
14	Pin, threaded, 1/4-20 x 1.18 in.	345283
5	Foam, acoustic insulation	359584
1	Base, sound shield	GM15298
1	Fitting, straight union	X-695-2
1	Elbow, male tube (90 deg) + vibra seal	X-447-7
2	Plug, pipe, 1/4 in. NPTF	X-75-51
2	Fitting, half union	X-296-11
1	Fuel line, flexible	344205
1	Fuel line, flexible	344206
1	Seal, push-on trim	X-6423-8
2	Seal, push-on trim	X-6422-16
4	Bushing, .938 x 1.187 in. NPT	X-634-14
2	Bushing, 1.968 x 2.50 in. NPT	X-634-23
1	Decal, warning rotating parts	249808
44	Screw, drill #8 stainless steel	X-794-5
1	Rail, sound shield	GM14435
2	Rail, sound shield	344130
2	Rail, sound shield	344134
3	Rail, sound shield	GM14394
2	Rail, sound shield	GM14442
2	Rail, sound shield	GM14443
2	Rail, sound shield	GM14444
2	Plug, button	X-301-48
1	Door subassy, sound shield, rear	GM25441-S
1	Door subassy, sound shield, LH	GM25444-S
1	Duct subassy, air intake	GM15417-S
1	Panel subassy, access	GM15463-S
1	Door subassy, sound shield, front	GM26870-S
1	Door subassy, sound shield, alt. RH	GM26871-S
1	Door subassy, sound shield, alt. LH	GM26872-S
1	Door subassy, sound shield, RH	GM26873-S
1	Roof subassy, sound shield, eng.	GM26874-S
1	Roof subassy, sound shield, alt.	GM26875-S
1	Rail subassy, sound shield, front	GM26876-S
1	Door subassy, sound shield	GM26877-S
1	Panel subassy, sound shield	GM26878-S
1	Rail subassy, sound shield, rear	GM26881-S
1	Decal, caution hot engine	249809

Qty.	Description	Part No.
Sound Shield Option, PTO Adapter Panel 344428		
1	Foam Insulation	344476
1	End cap, skid, front	344523
1	Door assembly	A-344531
Includes all the following:		
1	Channel, U	X-6047-24
2	Rivet, pop, .187 in.	X-781-12
2	Plug, plastic	253723
3	Gusset, corner	344119
1	Latch, sound shield	344145
2	Bracket, door locating	344366
1	Door, sound shield, lower	344424
1	Insulation, acoustic, 29.44 x 22.5 in.	344525
1	Gusset, corner	344543
Sound Shield Option, PTO Adapter Panel 344429		
1	Foam Insulation	344476
1	Enclosure, front skid	344524
1	Door assembly	A-344532
Includes all the following:		
1	Channel, U	X-6047-24
2	Rivet, pop, .187 in.	X-781-12
3	Gusset, corner	344119
1	Latch, sound shield	344145
2	Bracket, door locating	344366
1	Door, sound shield, front	344425
1	Insulation, acoustic, 29.44 x 22.5 in.	344526
1	Gusset, corner	344543
Sound Shield Option, Pulley Panel 344430		
1	Door assembly	A-344533
Includes all the following:		
2	Screw, Phillips hex crimpptite	X-6216-1
14	Rivet, pop, .187 in.	X-781-12
1	Gusset, corner	344119
1	Brace, door	344120
1	Latch, sound shield	344145
1	Fire extinguisher, portable	344147
2	Bracket, door locating	344366
1	Door, sound shield, RS	344426
1	Decal	GM10148
1	Decal, warning	344436
1	Insulation, acoustic, 41.5 x 29.44 in.	344527
1	Insulation, acoustic, foam, 9 x 2.11 in	344541
1	Panel, sound shield door	344542
1	Gusset, corner	344543
Sound Shield Option, Pulley Panel 344431		
1	Door assembly	A-344534
Includes all the following:		
3	Plug, plastic	253723
1	Gusset, corner	344119
1	Frame, air duct	344140
1	Latch	344145
2	Bracket, door locating	344366
1	Door, left	344427
1	Insulation, acoustic foam	344441
1	Insulation, acoustic foam	344442
1	Insulation, acoustic foam	344443
1	Insulation, acoustic foam	344444
1	Insulation, acoustic foam	344528
1	Insulation, acoustic foam	344541
1	Panel, door	344542
1	Gusset, corner	344543

Parts List: Accessories, continued

Qty.	Description	Part No.
Sound Shield Option, Pulley Panel		344433
1	Door assembly	A-344535
	Includes all the following:	
3	Plug, plastic	253723
3	Gusset, corner	344119
1	Frame, air duct	344142
1	Latch	344145
2	Bracket, door locating	344366
1	Insulation, acoustic foam	344445
2	Insulation, acoustic foam	344446
1	Insulation, acoustic foam	344447
1	Insulation, acoustic foam	344448
1	Insulation, acoustic foam	344529
1	Insulation, acoustic foam	344541
1	Panel, door	344542
1	Gusset, corner	344543
1	Door, left	344544

Qty.	Description	Part No.
Sound Shield Option, Pulley Panel		344434
1	Door assembly	A-344536
	Includes all the following:	
3	Plug, plastic	253723
3	Gusset, corner	344119
1	Frame, air duct	344142
2	Latch	344145
2	Bracket, door locating	344366
1	Insulation, acoustic foam	344445
2	Insulation, acoustic foam	344446
1	Insulation, acoustic foam	344447
1	Insulation, acoustic foam	344448
1	Insulation, acoustic foam	344529
1	Insulation, acoustic foam	344541
1	Panel, door	344542
1	Gusset, corner	344543
1	Door, left	344545

Notes

Appendix A Abbreviations

The following list contains abbreviations that may appear in this publication.

A, amp	ampere	cfm	cubic feet per minute	est.	estimated
ABDC	after bottom dead center	CG	center of gravity	E-Stop	emergency stop
AC	alternating current	CID	cubic inch displacement	etc.	et cetera (and so forth)
A/D	analog to digital	CL	centerline	exh.	exhaust
ADC	advanced digital control; analog to digital converter	cm	centimeter	ext.	external
adj.	adjust, adjustment	CMOS	complementary metal oxide substrate (semiconductor)	F	Fahrenheit, female
ADV	advertising dimensional drawing	cogen.	cogeneration	fglass.	fiberglass
Ah	amp-hour	com	communications (port)	FHM	flat head machine (screw)
AHWT	anticipatory high water temperature	coml	commercial	fl. oz.	fluid ounce
AISI	American Iron and Steel Institute	conn.	connection	flex.	flexible
ALOP	anticipatory low oil pressure	Coml/Rec	Commercial/Recreational	freq.	frequency
alt.	alternator	cont.	continued	FS	full scale
Al	aluminum	CPVC	chlorinated polyvinyl chloride	ft.	foot, feet
ANSI	American National Standards Institute (formerly American Standards Association, ASA)	crit.	critical	ft. lb.	foot pounds (torque)
AO	anticipatory only	CRT	cathode ray tube	ft./min.	feet per minute
APDC	Air Pollution Control District	CSA	Canadian Standards Association	ftp	file transfer protocol
API	American Petroleum Institute	CT	current transformer	g	gram
approx.	approximate, approximately	Cu	copper	ga.	gauge (meters, wire size)
AQMD	Air Quality Management District	cUL	Canadian Underwriter's Laboratories	gal.	gallon
AR	as required, as requested	CUL	Canadian Underwriter's Laboratories	gen.	generator
AS	as supplied, as stated, as suggested	cu. in.	cubic inch	genset	generator set
ASE	American Society of Engineers	cw.	clockwise	GFI	ground fault interrupter
ASME	American Society of Mechanical Engineers	CWC	city water-cooled	GND, ⊕	ground
assy.	assembly	cyl.	cylinder	gov.	governor
ASTM	American Society for Testing Materials	D/A	digital to analog	gph	gallons per hour
ATDC	after top dead center	DAC	digital to analog converter	gpm	gallons per minute
ATS	automatic transfer switch	dB	decibel	gr.	grade, gross
auto.	automatic	dB(A)	decibel (A weighted)	GRD	equipment ground
aux.	auxiliary	DC	direct current	gr. wt.	gross weight
avg.	average	DCR	direct current resistance	H x W x D	height by width by depth
AVR	automatic voltage regulator	deg., °	degree	HC	hex cap
AWG	American Wire Gauge	dept.	department	HCHT	high cylinder head temperature
AWM	appliance wiring material	DFMEA	Design Failure Mode and Effects Analysis	HD	heavy duty
bat.	battery	dia.	diameter	HET	high exhaust temp., high engine temp.
BBDC	before bottom dead center	DI/EO	dual inlet/end outlet	hex	hexagon
BC	battery charger, battery charging	DIN	Deutsches Institut fur Normung e. V. (also Deutsche Industrie Normenausschuss)	Hg	mercury (element)
BCA	battery charging alternator	DIP	dual inline package	HH	hex head
BCI	Battery Council International	DPDT	double-pole, double-throw	HHC	hex head cap
BDC	before dead center	DS	disconnect switch	HP	horsepower
BHP	brake horsepower	DVR	digital voltage regulator	hr.	hour
blk.	black (paint color), block (engine)	E, emer.	emergency (power source)	HS	heat shrink
blk. htr.	block heater	ECM	electronic control module, engine control module	hsg.	housing
BMEP	brake mean effective pressure	EDI	electronic data interchange	HVAC	heating, ventilation, and air conditioning
bps	bits per second	EFR	emergency frequency relay	HWT	high water temperature
br.	brass	e.g.	for example (<i>exempli gratia</i>)	Hz	hertz (cycles per second)
BTDC	before top dead center	EG	electronic governor	IC	integrated circuit
Btu	British thermal unit	EGSA	Electrical Generating Systems Association	ID	inside diameter, identification
Btu/min.	British thermal units per minute	EIA	Electronic Industries Association	IEC	International Electrotechnical Commission
C	Celsius, centigrade	EI/EO	end inlet/end outlet	IEEE	Institute of Electrical and Electronics Engineers
cal.	calorie	EMI	electromagnetic interference	IMS	improved motor starting
CAN	controller area network	emiss.	emission	in.	inch
CARB	California Air Resources Board	eng.	engine	in. H ₂ O	inches of water
CB	circuit breaker	EPA	Environmental Protection Agency	in. Hg	inches of mercury
cc	cubic centimeter	EPS	emergency power system	in. lb.	inch pounds
CCA	cold cranking amps	ER	emergency relay	Inc.	incorporated
ccw.	counterclockwise	ES	engineering special, engineered special	ind.	industrial
CEC	Canadian Electrical Code	ESD	electrostatic discharge	int.	internal
cert.	certificate, certification, certified			int./ext.	internal/external
cfh	cubic feet per hour			I/O	input/output
				IP	iron pipe
				ISO	International Organization for Standardization
				J	joule
				JIS	Japanese Industry Standard

k	kilo (1000)	MTBO	mean time between overhauls	rms	root mean square
K	kelvin	mtg.	mounting	rnd.	round
kA	kiloampere	MTU	Motoren-und Turbinen-Union	ROM	read only memory
KB	kilobyte (2 ¹⁰ bytes)	MW	megawatt	rot.	rotate, rotating
KBus	Kohler communication protocol	mW	milliwatt	rpm	revolutions per minute
kg	kilogram	μF	microfarad	RS	right side
kg/cm ²	kilograms per square centimeter	N, norm.	normal (power source)	RTU	remote terminal unit
kgm	kilogram-meter	NA	not available, not applicable	RTV	room temperature vulcanization
kg/m ³	kilograms per cubic meter	nat. gas	natural gas	RW	read/write
kHz	kilohertz	NBS	National Bureau of Standards	SAE	Society of Automotive Engineers
kJ	kilojoule	NC	normally closed	scfm	standard cubic feet per minute
km	kilometer	NEC	National Electrical Code	SCR	silicon controlled rectifier
kOhm, kΩ	kilo-ohm	NEMA	National Electrical Manufacturers Association	s, sec.	second
kPa	kilopascal	NFPA	National Fire Protection Association	SI	<i>Systeme international d'unites</i> , International System of Units
kph	kilometers per hour	Nm	newton meter	SI/EO	side in/end out
kV	kilovolt	NO	normally open	sil.	silencer
kVA	kilovolt ampere	no., nos.	number, numbers	SN	serial number
kVAR	kilovolt ampere reactive	NPS	National Pipe, Straight	SNMP	simple network management protocol
kW	kilowatt	NPSC	National Pipe, Straight-coupling	SPDT	single-pole, double-throw
kWh	kilowatt-hour	NPT	National Standard taper pipe thread per general use	SPST	single-pole, single-throw
kWm	kilowatt mechanical	NPTF	National Pipe, Taper-Fine	spec	specification
kWth	kilowatt-thermal	NR	not required, normal relay	specs	specification(s)
L	liter	ns	nanosecond	sq.	square
LAN	local area network	OC	overcrank	sq. cm	square centimeter
L x W x H	length by width by height	OD	outside diameter	sq. in.	square inch
lb.	pound, pounds	OEM	original equipment manufacturer	SS	stainless steel
lbm/ft ³	pounds mass per cubic feet	OF	overfrequency	std.	standard
LCB	line circuit breaker	opt.	option, optional	stl.	steel
LCD	liquid crystal display	OS	oversize, overspeed	tach.	tachometer
ld. shd.	load shed	OSHA	Occupational Safety and Health Administration	TD	time delay
LED	light emitting diode	OV	overvoltage	TDC	top dead center
Lph	liters per hour	oz.	ounce	TDEC	time delay engine cooldown
Lpm	liters per minute	p., pp.	page, pages	TDEN	time delay emergency to normal
LOP	low oil pressure	PC	personal computer	TDES	time delay engine start
LP	liquefied petroleum	PCB	printed circuit board	TDNE	time delay normal to emergency
LPG	liquefied petroleum gas	pF	picofarad	TDOE	time delay off to emergency
LS	left side	PF	power factor	TDON	time delay off to normal
L _{wa}	sound power level, A weighted	ph., ∅	phase	temp.	temperature
LWL	low water level	PHC	Phillips® head Crimptite® (screw)	term.	terminal
LWT	low water temperature	PHH	Phillips® hex head (screw)	THD	total harmonic distortion
m	meter, milli (1/1000)	PHM	pan head machine (screw)	TIF	telephone influence factor
M	mega (10 ⁶ when used with SI units), male	PLC	programmable logic control	TIR	total indicator reading
m ³	cubic meter	PMG	permanent magnet generator	tol.	tolerance
m ³ /hr.	cubic meters per hour	pot	potentiometer, potential	turbo.	turbocharger
m ³ /min.	cubic meters per minute	ppm	parts per million	typ.	typical (same in multiple locations)
mA	milliampere	PROM	programmable read-only memory	UF	underfrequency
man.	manual	psi	pounds per square inch	UHF	ultrahigh frequency
max.	maximum	psig	pounds per square inch gauge	UL	Underwriter's Laboratories, Inc.
MB	megabyte (2 ²⁰ bytes)	pt.	pint	UNC	unified coarse thread (was NC)
MCCB	molded-case circuit breaker	PTC	positive temperature coefficient	UNF	unified fine thread (was NF)
MCM	one thousand circular mils	PTO	power takeoff	univ.	universal
meggar	megohmmeter	PVC	polyvinyl chloride	US	undersize, underspeed
MHz	megahertz	qt.	quart, quarts	UV	ultraviolet, undervoltage
mi.	mile	qty.	quantity	V	volt
mil	one one-thousandth of an inch	R	replacement (emergency) power source	VAC	volts alternating current
min.	minimum, minute	rad.	radiator, radius	VAR	voltampere reactive
misc.	miscellaneous	RAM	random access memory	VDC	volts direct current
MJ	megajoule	RDO	relay driver output	VFD	vacuum fluorescent display
mJ	millijoule	ref.	reference	VGA	video graphics adapter
mm	millimeter	rem.	remote	VHF	very high frequency
mOhm, mΩ	milliohm	Res/Coml	Residential/Commercial	W	watt
MOhm, MΩ	megohm	RFI	radio frequency interference	WCR	withstand and closing rating
MOV	metal oxide varistor	RH	round head	w/	with
MPa	megapascal	RHM	round head machine (screw)	w/o	without
mpg	miles per gallon	rly.	relay	wt.	weight
mph	miles per hour			xfrm	transformer
MS	military standard				
ms	millisecond				
m/sec.	meters per second				
MTBF	mean time between failure				

Appendix B Common Hardware Application Guidelines

Use the information below and on the following pages to identify proper fastening techniques when no specific reference for reassembly is made.

Bolt/Screw Length: When bolt/screw length is not given, use Figure 1 as a guide. As a general rule, a minimum length of one thread beyond the nut and a maximum length of 1/2 the bolt/screw diameter beyond the nut is the preferred method.

Washers and Nuts: Use split lock washers as a bolt locking device where specified. Use SAE flat washers with whiz nuts, spirallock nuts, or standard nuts and preloading (torque) of the bolt in all other applications.

See Appendix C, General Torque Specifications, and other torque specifications in the service literature.

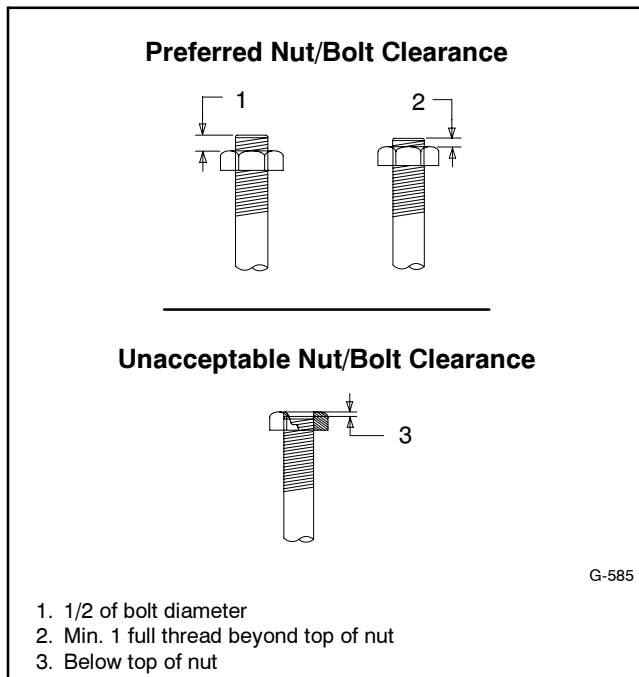


Figure 1 Acceptable Bolt Lengths

Steps for common hardware application:

1. Determine entry hole type: round or slotted.
2. Determine exit hole type: fixed female thread (weld nut), round, or slotted.

For round and slotted exit holes, determine if hardware is greater than 1/2 inch in diameter, or 1/2 inch in diameter or less. Hardware that is *greater than 1/2 inch* in diameter takes a standard nut and SAE washer. Hardware *1/2 inch or less* in diameter can take a properly torqued whiz nut or spirallock nut. See Figure 2.

3. Follow these SAE washer rules after determining exit hole type:
 - a. Always use a washer between hardware and a slot.
 - b. Always use a washer under a nut (see 2 above for exception).
 - c. Use a washer under a bolt when the female thread is fixed (weld nut).
4. Refer to Figure 2, which depicts the preceding hardware configuration possibilities.

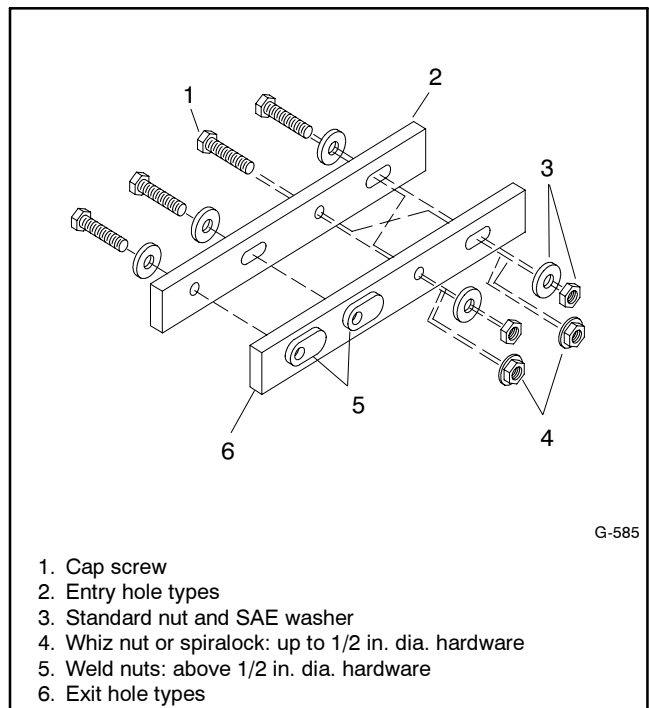


Figure 2 Acceptable Hardware Combinations

Appendix C General Torque Specifications















American Standard Fasteners Torque Specifications					
Size	Torque Measurement	Assembled into Cast Iron or Steel			Assembled into Aluminum Grade 2 or 5
		Grade 2	Grade 5	Grade 8	
8-32	Nm (in. lb.)	1.8 (16)	2.3 (20)	—	See Note 3
10-24	Nm (in. lb.)	2.9 (26)	3.6 (32)	—	
10-32	Nm (in. lb.)	2.9 (26)	3.6 (32)	—	
1/4-20	Nm (in. lb.)	6.8 (60)	10.8 (96)	14.9 (132)	
1/4-28	Nm (in. lb.)	8.1 (72)	12.2 (108)	16.3 (144)	
5/16-18	Nm (in. lb.)	13.6 (120)	21.7 (192)	29.8 (264)	
5/16-24	Nm (in. lb.)	14.9 (132)	23.1 (204)	32.5 (288)	
3/8-16	Nm (ft. lb.)	24.0 (18)	38.0 (28)	53.0 (39)	
3/8-24	Nm (ft. lb.)	27.0 (20)	42.0 (31)	60.0 (44)	
7/16-14	Nm (ft. lb.)	39.0 (29)	60.0 (44)	85.0 (63)	
7/16-20	Nm (ft. lb.)	43.0 (32)	68.0 (50)	95.0 (70)	
1/2-13	Nm (ft. lb.)	60.0 (44)	92.0 (68)	130.0 (96)	
1/2-20	Nm (ft. lb.)	66.0 (49)	103.0 (76)	146.0 (108)	
9/16-12	Nm (ft. lb.)	81.0 (60)	133.0 (98)	187.0 (138)	
9/16-18	Nm (ft. lb.)	91.0 (67)	148.0 (109)	209.0 (154)	
5/8-11	Nm (ft. lb.)	113.0 (83)	183.0 (135)	259.0 (191)	
5/8-18	Nm (ft. lb.)	128.0 (94)	208.0 (153)	293.0 (216)	
3/4-10	Nm (ft. lb.)	199.0 (147)	325.0 (240)	458.0 (338)	
3/4-16	Nm (ft. lb.)	222.0 (164)	363.0 (268)	513.0 (378)	
1-8	Nm (ft. lb.)	259.0 (191)	721.0 (532)	1109.0 (818)	
1-12	Nm (ft. lb.)	283.0 (209)	789.0 (582)	1214.0 (895)	












Metric Fasteners Torque Specifications, Measured in Nm (ft. lb.)				
Size (mm)	Assembled into Cast Iron or Steel			Assembled into Aluminum Grade 5.8 or 8.8
	Grade 5.8	Grade 8.8	Grade 10.9	
M6 x 1.00	6.2 (4.6)	9.5 (7)	13.6 (10)	See Note 3
M8 x 1.25	15.0 (11)	23.0 (17)	33.0 (24)	
M8 x 1.00	16.0 (11)	24.0 (18)	34.0 (25)	
M10 x 1.50	30.0 (22)	45.0 (34)	65.0 (48)	
M10 x 1.25	31.0 (23)	47.0 (35)	68.0 (50)	
M12 x 1.75	53.0 (39)	80.0 (59)	115.0 (85)	
M12 x 1.50	56.0 (41)	85.0 (63)	122.0 (90)	
M14 x 2.00	83.0 (61)	126.0 (93)	180.0 (133)	
M14 x 1.50	87.0 (64)	133.0 (98)	190.0 (140)	
M16 x 2.00	127.0 (94)	194.0 (143)	278.0 (205)	
M16 x 1.50	132.0 (97)	201.0 (148)	287.0 (212)	
M18 x 2.50	179.0 (132)	273.0 (201)	390.0 (288)	
M18 x 1.50	189.0 (140)	289.0 (213)	413.0 (305)	






Notes:

1. The torque values above are general guidelines. Always use the torque values specified in the service manuals and/or assembly drawings when they differ from the above torque values.
2. The torque values above are based on new plated threads. Increase torque values by 15% if non-plated threads are used.
3. Hardware threaded into aluminum must have either two diameters of thread engagement or a 30% or more reduction in the torque to prevent stripped threads.
4. Torque values are calculated as equivalent stress loading on American hardware with an approximate preload of 90% of the yield strength and a friction coefficient of 0.125.

Appendix D Common Hardware Identification

Screw/Bolts/Studs	
Head Styles	
Hex Head or Machine Head	
Hex Head or Machine Head with Washer	
Flat Head (FHM)	
Round Head (RHM)	
Pan Head	
Hex Socket Head Cap or Allen™ Head Cap	
Hex Socket Head or Allen™ Head Shoulder Bolt	
Sheet Metal Screw	
Stud	
Drive Styles	
Hex	
Hex and Slotted	
Phillips®	
Slotted	
Hex Socket	

Nuts	
Nut Styles	
Hex Head	
Lock or Elastic	
Square	
Cap or Acorn	
Wing	
Washers	
Washer Styles	
Plain	
Split Lock or Spring	
Spring or Wave	
External Tooth Lock	
Internal Tooth Lock	
Internal-External Tooth Lock	

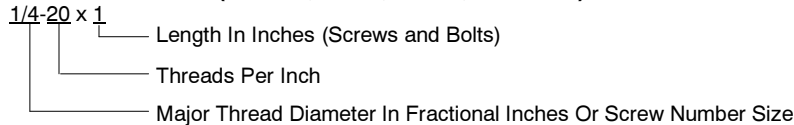
Hardness Grades	
American Standard	
Grade 2	
Grade 5	
Grade 8	
Grade 8/9 (Hex Socket Head)	
Metric	
Number stamped on hardware; 5.8 shown	

Allen™ head screw is a trademark of Holo-Krome Co.

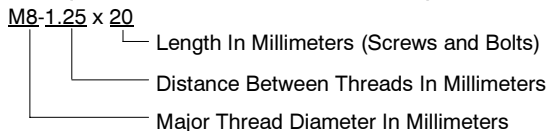
Phillips® screw is a registered trademark of Phillips Screw Company.

Sample Dimensions

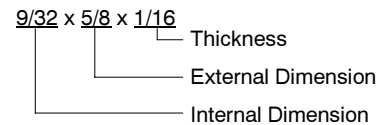
American Standard (Screws, Bolts, Studs, and Nuts)



Metric (Screws, Bolts, Studs, and Nuts)



Plain Washers



Lock Washers



Appendix E Common Hardware List

The Common Hardware List lists part numbers and dimensions for common hardware items.

American Standard

Part No. Dimensions Hex Head Bolts (Grade 5)

X-465-17	1/4-20 x .38
X-465-6	1/4-20 x .50
X-465-2	1/4-20 x .62
X-465-16	1/4-20 x .75
X-465-18	1/4-20 x .88
X-465-7	1/4-20 x 1.00
X-465-8	1/4-20 x 1.25
X-465-9	1/4-20 x 1.50
X-465-10	1/4-20 x 1.75
X-465-11	1/4-20 x 2.00
X-465-12	1/4-20 x 2.25
X-465-14	1/4-20 x 2.75
X-465-21	1/4-20 x 5.00
X-465-25	1/4-28 x .38
X-465-20	1/4-28 x 1.00
X-125-33	5/16-18 x .50
X-125-23	5/16-18 x .62
X-125-3	5/16-18 x .75
X-125-31	5/16-18 x .88
X-125-5	5/16-18 x 1.00
X-125-24	5/16-18 x 1.25
X-125-34	5/16-18 x 1.50
X-125-25	5/16-18 x 1.75
X-125-26	5/16-18 x 2.00
230578	5/16-18 x 2.25
X-125-29	5/16-18 x 2.50
X-125-27	5/16-18 x 2.75
X-125-28	5/16-18 x 3.00
X-125-22	5/16-18 x 4.50
X-125-32	5/16-18 x 5.00
X-125-35	5/16-18 x 5.50
X-125-36	5/16-18 x 6.00
X-125-40	5/16-18 x 6.50
X-125-43	5/16-24 x 1.75
X-125-44	5/16-24 x 2.50
X-125-30	5/16-24 x .75
X-125-39	5/16-24 x 2.00
X-125-38	5/16-24 x 2.75
X-6238-2	3/8-16 x .62
X-6238-10	3/8-16 x .75
X-6238-3	3/8-16 x .88
X-6238-11	3/8-16 x 1.00
X-6238-4	3/8-16 x 1.25
X-6238-5	3/8-16 x 1.50
X-6238-1	3/8-16 x 1.75
X-6238-6	3/8-16 x 2.00
X-6238-17	3/8-16 x 2.25
X-6238-7	3/8-16 x 2.50
X-6238-8	3/8-16 x 2.75
X-6238-9	3/8-16 x 3.00
X-6238-19	3/8-16 x 3.25
X-6238-12	3/8-16 x 3.50
X-6238-20	3/8-16 x 3.75
X-6238-13	3/8-16 x 4.50
X-6238-18	3/8-16 x 5.50
X-6238-25	3/8-16 x 6.50

Part No. Dimensions Hex Head Bolts, cont.

X-6238-14	3/8-24 x .75
X-6238-16	3/8-24 x 1.25
X-6238-21	3/8-24 x 4.00
X-6238-22	3/8-24 x 4.50
X-6024-5	7/16-14 x .75
X-6024-2	7/16-14 x 1.00
X-6024-8	7/16-14 x 1.25
X-6024-3	7/16-14 x 1.50
X-6024-4	7/16-14 x 2.00
X-6024-11	7/16-14 x 2.75
X-6024-12	7/16-14 x 6.50
X-129-15	1/2-13 x .75
X-129-17	1/2-13 x 1.00
X-129-18	1/2-13 x 1.25
X-129-19	1/2-13 x 1.50
X-129-20	1/2-13 x 1.75
X-129-21	1/2-13 x 2.00
X-129-22	1/2-13 x 2.25
X-129-23	1/2-13 x 2.50
X-129-24	1/2-13 x 2.75
X-129-25	1/2-13 x 3.00
X-129-27	1/2-13 x 3.50
X-129-29	1/2-13 x 4.00
X-129-30	1/2-13 x 4.50
X-463-9	1/2-13 x 5.50
X-129-44	1/2-13 x 6.00
X-129-51	1/2-20 x .75
X-129-45	1/2-20 x 1.25
X-129-52	1/2-20 x 1.50
X-6021-3	5/8-11 x 1.00
X-6021-4	5/8-11 x 1.25
X-6021-2	5/8-11 x 1.50
X-6021-1	5/8-11 x 1.75
273049	5/8-11 x 2.00
X-6021-5	5/8-11 x 2.25
X-6021-6	5/8-11 x 2.50
X-6021-7	5/8-11 x 2.75
X-6021-12	5/8-11 x 3.75
X-6021-11	5/8-11 x 4.50
X-6021-10	5/8-11 x 6.00
X-6021-9	5/8-18 x 2.50
X-6239-1	3/4-10 x 1.00
X-6239-8	3/4-10 x 1.25
X-6239-2	3/4-10 x 1.50
X-6239-3	3/4-10 x 2.00
X-6239-4	3/4-10 x 2.50
X-6239-5	3/4-10 x 3.00
X-6239-6	3/4-10 x 3.50
X-792-1	1-8 x 2.25
X-792-5	1-8 x 3.00
X-792-8	1-8 x 5.00

Part No. Dimensions Type

Hex Nuts

X-6009-1	1-8	Standard
X-6210-3	6-32	Whiz
X-6210-4	8-32	Whiz
X-6210-5	10-24	Whiz
X-6210-1	10-32	Whiz
X-6210-2	1/4-20	Spiralock
X-6210-6	1/4-28	Spiralock
X-6210-7	5/16-18	Spiralock
X-6210-8	5/16-24	Spiralock
X-6210-9	3/8-16	Spiralock
X-6210-10	3/8-24	Spiralock
X-6210-11	7/16-14	Spiralock
X-6210-12	1/2-13	Spiralock
X-6210-15	7/16-20	Spiralock
X-6210-14	1/2-20	Spiralock
X-85-3	5/8-11	Standard
X-88-12	3/4-10	Standard
X-89-2	1/2-20	Standard

Washers

Part No.	ID	OD	Thick.	Bolt/ Screw
X-25-46	.125	.250	.022	#4
X-25-9	.156	.375	.049	#6
X-25-48	.188	.438	.049	#8
X-25-36	.219	.500	.049	#10
X-25-40	.281	.625	.065	1/4
X-25-85	.344	.687	.065	5/16
X-25-37	.406	.812	.065	3/8
X-25-34	.469	.922	.065	7/16
X-25-26	.531	1.062	.095	1/2
X-25-15	.656	1.312	.095	5/8
X-25-29	.812	1.469	.134	3/4
X-25-127	1.062	2.000	.134	1

Metric

Hex head bolts are hardness grade 8.8 unless noted.

Part No.	Dimensions	Part No.	Dimensions	Part No.	Dimensions
Hex Head Bolts (Partial Thread)		Hex Head Bolts (Partial Thread), continued		Hex Head Bolts (Full Thread), continued	
M931-05055-60	M5-0.80 x 55	M960-16090-60	M16-1.50 x 90	M933-12016-60	M12-1.75 x 16
M931-06040-60	M6-1.00 x 40	M931-16090-60	M16-2.00 x 90	M933-12020-60	M12-1.75 x 20
M931-06055-60	M6-1.00 x 55	M931-16100-60	M16-2.00 x 100	M961-12020-60F	M12-1.50 x 20
M931-06060-60	M6-1.00 x 60	M931-16100-82	M16-2.00 x 100*	M933-12025-60	M12-1.75 x 25
M931-06060-SS	M6-1.00 x 60	M931-16120-60	M16-2.00 x 120	M933-12025-82	M12-1.75 x 25*
M931-06070-60	M6-1.00 x 70	M931-16150-60	M16-2.00 x 150	M961-12030-60	M12-1.25 x 30
M931-06070-SS	M6-1.00 x 70			M933-12030-82	M12-1.75 x 30*
M931-06075-60	M6-1.00 x 75	M931-20065-60	M20-2.50 x 65	M961-12030-82F	M12-1.50 x 30*
M931-06090-60	M6-1.00 x 90	M931-20090-60	M20-2.50 x 90	M933-12030-60	M12-1.75 x 30
M931-06145-60	M6-1.00 x 145	M931-20100-60	M20-2.50 x 100	M933-12035-60	M12-1.75 x 35
M931-06150-60	M6-1.00 x 150	M931-20120-60	M20-2.50 x 120	M961-12040-82	M12-1.25 x 40*
		M931-20140-60	M20-2.50 x 140	M933-12040-60	M12-1.75 x 40
M931-08035-60	M8-1.25 x 35	M931-20160-60	M20-2.50 x 160	M933-12040-82	M12-1.75 x 40*
M931-08040-60	M8-1.25 x 40				
M931-08045-60	M8-1.25 x 45	M931-22090-60	M22-2.50 x 90	M961-14025-60	M14-1.50 x 25
M931-08050-60	M8-1.25 x 50	M931-22120-60	M22-2.50 x 120	M933-14025-60	M14-2.00 x 25
M931-08055-60	M8-1.25 x 55	M931-22160-60	M22-2.50 x 160	M961-14050-82	M14-1.50 x 50*
M931-08055-82	M8-1.25 x 55*				
M931-08060-60	M8-1.25 x 60	M931-24090-60	M24-3.00 x 90	M961-16025-60	M16-1.50 x 25
M931-08070-60	M8-1.25 x 70	M931-24120-60	M24-3.00 x 120	M933-16025-60	M16-2.00 x 25
M931-08070-82	M8-1.25 x 70*	M931-24160-60	M24-3.00 x 160	M961-16030-82	M16-1.50 x 30*
M931-08075-60	M8-1.25 x 75	M931-24200-60	M24-3.00 x 200	M933-16030-82	M16-2.00 x 30*
M931-08080-60	M8-1.25 x 80			M933-16035-60	M16-2.00 x 35
M931-08090-60	M8-1.25 x 90	Hex Head Bolts (Full Thread)		M961-16040-60	M16-1.50 x 40
M931-08095-60	M8-1.25 x 95	M933-04006-60	M4-0.70 x 6	M933-16040-60	M16-2.00 x 40
M931-08100-60	M8-1.25 x 100			M961-16045-82	M16-1.50 x 45*
M931-08110-60	M8-1.25 x 110	M933-05030-60	M5-0.80 x 30	M933-16045-82	M16-2.00 x 45*
M931-08120-60	M8-1.25 x 120	M933-05035-60	M5-0.80 x 35	M933-16050-60	M16-2.00 x 50
M931-08130-60	M8-1.25 x 130	M933-05050-60	M5-0.80 x 50	M933-16050-82	M16-2.00 x 50*
M931-08140-60	M8-1.25 x 140			M933-16060-60	M16-2.00 x 60
M931-08150-60	M8-1.25 x 150	M933-06010-60	M6-1.00 x 10	M933-16070-60	M16-2.00 x 70
M931-08200-60	M8-1.25 x 200	M933-06012-60	M6-1.00 x 12		
		M933-06014-60	M6-1.00 x 14	M933-18035-60	M18-2.50 x 35
M931-10040-82	M10-1.25 x 40*	M933-06016-60	M6-1.00 x 16	M933-18050-60	M18-2.50 x 50
M931-10040-60	M10-1.50 x 40	M933-06020-60	M6-1.00 x 20	M933-18060-60	M18-2.50 x 60
M931-10045-60	M10-1.50 x 45	M933-06025-60	M6-1.00 x 25		
M931-10050-60	M10-1.50 x 50	M933-06030-60	M6-1.00 x 30	M933-20050-60	M20-2.50 x 50
M931-10050-82	M10-1.25 x 50*	M933-06040-60	M6-1.00 x 40	M933-20055-60	M20-2.50 x 55
M931-10055-60	M10-1.50 x 55	M933-06050-60	M6-1.00 x 50		
M931-10060-60	M10-1.50 x 60			M933-24060-60	M24-3.00 x 60
M931-10065-60	M10-1.50 x 65	M933-07025-60	M7-1.00 x 25	M933-24065-60	M24-3.00 x 65
M931-10070-60	M10-1.50 x 70			M933-24070-60	M24-3.00 x 70
M931-10080-60	M10-1.50 x 80	M933-08010-60	M8-1.25 x 10		
M931-10080-82	M10-1.25 x 80*	M933-08012-60	M8-1.25 x 12	Pan Head Machine Screws	
M931-10090-60	M10-1.50 x 90	M933-08016-60	M8-1.25 x 16	M7985A-03010-20	M3-0.50 x 10
M931-10090-82	M10-1.50 x 90*	M933-08020-60	M8-1.25 x 20	M7985A-03012-20	M3-0.50 x 12
M931-10100-60	M10-1.50 x 100	M933-08025-60	M8-1.25 x 25		
M931-10110-60	M10-1.50 x 110	M933-08030-60	M8-1.25 x 30	M7985A-04010-20	M4-0.70 x 10
M931-10120-60	M10-1.50 x 120	M933-08030-82	M8-1.25 x 30*	M7985A-04016-20	M4-0.70 x 16
M931-10130-60	M10-1.50 x 130			M7985A-04020-20	M4-0.70 x 20
M931-10140-60	M10-1.50 x 140	M933-10012-60	M10-1.50 x 12	M7985A-04050-20	M4-0.70 x 50
M931-10180-60	M10-1.50 x 180	M961-10020-60	M10-1.25 x 20	M7985A-04100-20	M4-0.70 x 100
M931-10235-60	M10-1.50 x 235	M933-10020-60	M10-1.50 x 20		
M931-10260-60	M10-1.50 x 260	M933-10025-60	M10-1.50 x 25	M7985A-05010-20	M5-0.80 x 10
M960-10330-60	M10-1.25 x 330	M961-10025-60	M10-1.25 x 25	M7985A-05012-20	M5-0.80 x 12
		M933-10025-82	M10-1.50 x 25*	M7985A-05016-20	M5-0.80 x 16
M931-12045-60	M12-1.75 x 45	M961-10030-60	M10-1.25 x 30	M7985A-05020-20	M5-0.80 x 20
M960-12050-60	M12-1.25 x 50	M933-10030-60	M10-1.50 x 30	M7985A-05025-20	M5-0.80 x 25
M960-12050-82	M12-1.25 x 50*	M933-10030-82	M10-1.50 x 30*	M7985A-05030-20	M5-0.80 x 30
M931-12050-60	M12-1.75 x 50	M961-10035-60	M10-1.25 x 35	M7985A-05080-20	M5-0.80 x 80
M931-12050-82	M12-1.75 x 50*	M933-10035-60	M10-1.50 x 35	M7985A-05100-20	M5-0.80 x 100
M931-12055-60	M12-1.75 x 55	M933-10035-82	M10-1.50 x 35*		
M931-12060-60	M12-1.75 x 60	M961-10040-60	M10-1.25 x 40	M7985A-06100-20	M6-1.00 x 100
M931-12060-82	M12-1.75 x 60*				
M931-12065-60	M12-1.75 x 65			Flat Head Machine Screws	
M931-12075-60	M12-1.75 x 75			M965A-04012-SS	M4-0.70 x 12
M931-12080-60	M12-1.75 x 80				
M931-12090-60	M12-1.75 x 90			M965A-05012-SS	M5-0.80 x 12
M931-12100-60	M12-1.75 x 100			M965A-05016-20	M5-0.80 x 16
M931-12110-60	M12-1.75 x 110			M965A-06012-20	M6-1.00 x 12

* This metric hex bolt's hardness is grade 10.9.

Metric, continued

Part No.	Dimensions	Type
Hex Nuts		
M934-03-50	M3-0.50	Standard
M934-04-50	M4-0.70	Standard
M934-04-B	M4-0.70	Brass
M934-05-50	M5-0.80	Standard
M934-06-60	M6-1.00	Standard
M934-06-64	M6-1.00	Std. (green)
M6923-06-80	M6-1.00	Spirallock
M982-06-80	M6-1.00	Elastic Stop
M934-08-60	M8-1.25	Standard
M6923-08-80	M8-1.25	Spirallock
M982-08-80	M8-1.25	Elastic Stop
M934-10-60	M10-1.50	Standard
M934-10-60F	M10-1.25	Standard
M6923-10-80	M10-1.50	Spirallock
M6923-10-62	M10-1.50	Spirallock†
M982-10-80	M10-1.50	Elastic Stop
M934-12-60	M12-1.75	Standard
M934-12-60F	M12-1.25	Standard
M6923-12-80	M12-1.75	Spirallock
M982-12-80	M12-1.75	Elastic Stop
M982-14-60	M14-2.00	Elastic Stop
M6923-16-80	M16-2.00	Spirallock
M982-16-80	M16-2.00	Elastic Stop
M934-18-80	M18-2.5	Standard
M982-18-60	M18-2.50	Elastic Stop
M934-20-80	M20-2.50	Standard
M982-20-80	M20-2.50	Elastic Stop
M934-22-60	M22-2.50	Standard
M934-24-80	M24-3.00	Standard
M982-24-60	M24-3.00	Elastic Stop
M934-30-80	M30-3.50	Standard

Washers

Part No.	ID	OD	Thick.	Bolt/ Screw
M125A-03-80	3.2	7.0	0.5	M3
M125A-04-80	4.3	9.0	0.8	M4
M125A-05-80	5.3	10.0	1.0	M5
M125A-06-80	6.4	12.0	1.6	M6
M125A-08-80	8.4	16.0	1.6	M8
M125A-10-80	10.5	20.0	2.0	M10
M125A-12-80	13.0	24.0	2.5	M12
M125A-14-80	15.0	28.0	2.5	M14
M125A-16-80	17.0	30.0	3.0	M16
M125A-18-80	19.0	34.0	3.0	M18
M125A-20-80	21.0	37.0	3.0	M20
M125A-24-80	25.0	44.0	4.0	M24

† This metric hex nut's hardness is grade 8.

Index

Listed below are part numbers and page numbers of modules listed in this manual. Italicized numbers refer to the page numbers on which modules appear.

344168, <i>126, 133</i>	GM16671-KA1, <i>125, 131</i>	GM34022-MA17, <i>127, 135</i>
344172, <i>126, 133</i>	GM16672-KA1, <i>127, 135</i>	GM34022-MA18, <i>127, 135</i>
344226, <i>126, 133</i>	GM16673-KA1, <i>127, 135</i>	GM34022-MA19, <i>125, 131</i>
344228, <i>126, 133</i>	GM16674-KA1, <i>125, 131</i>	GM34022-MA2, <i>124, 129</i>
344348, <i>124, 129</i>	GM16675-KA1, <i>125, 131</i>	GM34022-MA20, <i>125, 131</i>
344349, <i>124, 129</i>	GM16676-KA1, <i>127, 135</i>	GM34022-MA21, <i>127, 135</i>
344350, <i>124, 129</i>	GM16677-KA1, <i>127, 135</i>	GM34022-MA22, <i>127, 135</i>
359096, <i>124, 129</i>	GM34022-MA1, <i>124, 129</i>	GM34022-MA3, <i>124, 129</i>
359097, <i>124, 129</i>	GM34022-MA10, <i>126, 133</i>	GM34022-MA4, <i>124, 129</i>
359100, <i>124, 129</i>	GM34022-MA11, <i>125, 131</i>	GM34022-MA5, <i>126, 133</i>
359266, <i>127, 135</i>	GM34022-MA12, <i>125, 131</i>	GM34022-MA6, <i>126, 133</i>
GM16667-KA1, <i>125, 131</i>	GM34022-MA13, <i>127, 135</i>	GM34022-MA7, <i>124, 129</i>
GM16668-KA1, <i>125, 131</i>	GM34022-MA14, <i>127, 135</i>	GM34022-MA8, <i>124, 129</i>
GM16669-KA1, <i>127, 135</i>	GM34022-MA15, <i>125, 131</i>	GM34022-MA9, <i>126, 133</i>
GM16670-KA1, <i>125, 131</i>	GM34022-MA16, <i>125, 131</i>	

Notes

TP-5738 8/07f

© 2001, 2002, 2005, 2007 by Kohler Co. All rights reserved.

KOHLER[®] POWER SYSTEMS

KOHLER CO. Kohler, Wisconsin 53044
Phone 920-565-3381, Fax 920-459-1646
For the nearest sales/service outlet in the
US and Canada, phone 1-800-544-2444
KohlerPower.com

Kohler Power Systems
Asia Pacific Headquarters
7 Jurong Pier Road
Singapore 619159
Phone (65) 6264-6422, Fax (65) 6264-6455